

# IDOL Trust 2013-2

## General Collateral Report

### Monthly Analysis Details:

Date of Pool Cut:	31 Oct 2013
Number of Loans:	3,075
Total Current Balance:	\$939,002,148.84
Total Original Balance:	\$1,102,477,736.88
Total Current Variable Balance:	\$886,233,959.07
Total Current Fixed Balance:	\$52,768,189.77
Fixed Rate Balance as % of Total:	5.62%
Maximum Current Loan Balance:	\$962,799.72
Maximum Original Loan Balance:	\$1,800,000.00
Maximum Current LVR:	94.39%
Average Current Loan Balance:	\$305,366.55
Average Original Loan Balance:	\$358,529.35
Weighted Average Current LVR:	65.79%

	Full Doc	Lo Doc	Total
Balance % Uninsured	45.16%	0.00%	45.16%
% Insured Loans Covered by Genworth	10.82%	0.00%	10.82%
% Insured Loans Covered by PMI	2.70%	0.00%	2.70%
% Insured Loans Covered by QBE	0.21%	0.00%	0.21%
	41.11%	0.00%	41.11%
Total	100.00%	0.00%	100.00%

Weighted Average Borrower Interest Rate:	5.11%
Weighted Average Variable Borrower Interest Rate:	5.08%
Weighted Average Fixed Borrower Interest Rate:	5.68%

# IDOL Trust 2013-2

---

## General Collateral Report

	<b>Months</b>	<b>Years</b>
<b>Maximum Remaining Term:</b>	353.70	29.48
<b>Weighted Average Remaining Term:</b>	312.09	26.01
<b>Maximum Original Term:</b>	360.00	30.00
<b>Weighted Average Original Term:</b>	354.87	29.57
<b>Weighted Average Seasoning:</b>	42.60	3.55

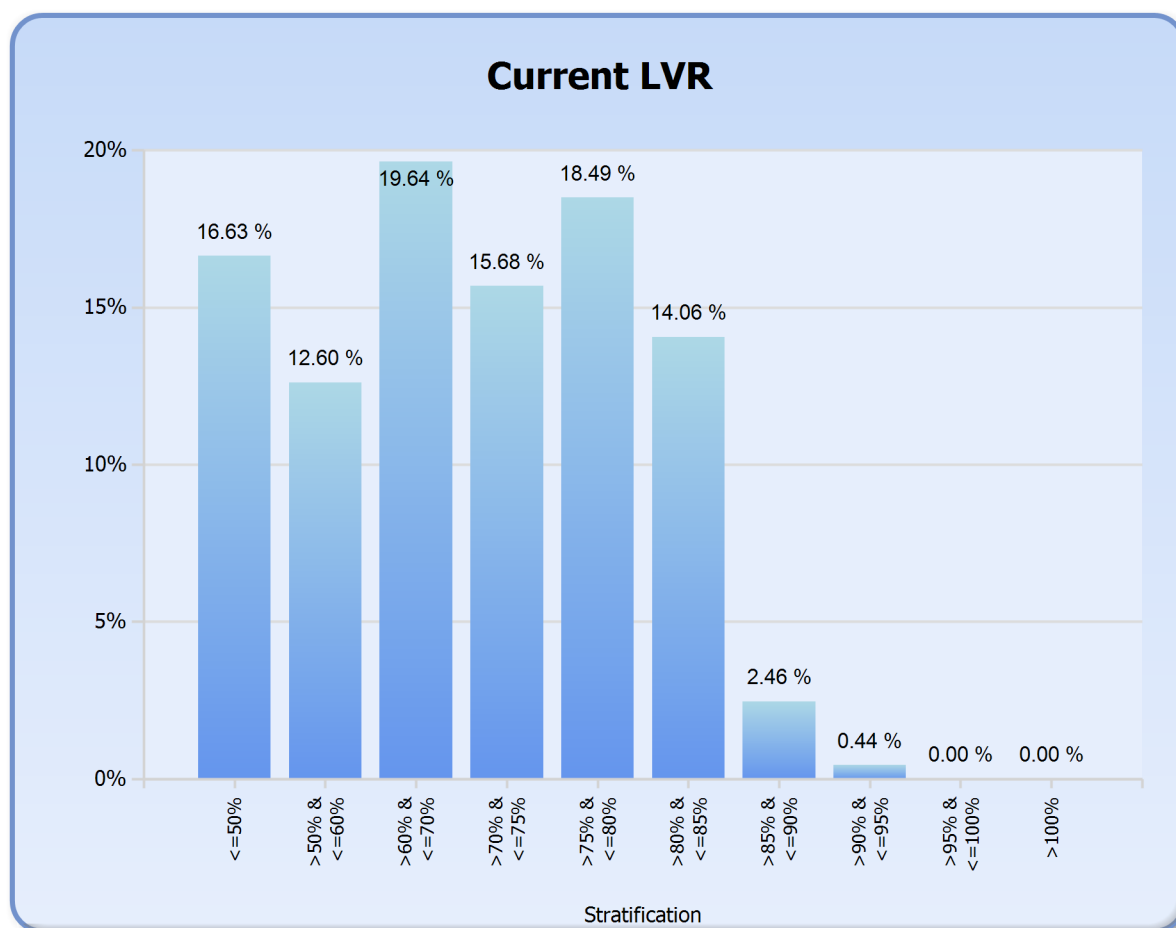
**Investment Properties as % of Total:** 22.51%

<b>Arrears Distribution:</b>	<b>Balance</b>
<= 30 days:	\$938,695,825.63
31 - 60 days:	\$306,323.21
61 - 90 days:	\$0.00
91+ days:	\$0.00

# IDOL Trust 2013-2

## General Collateral Report

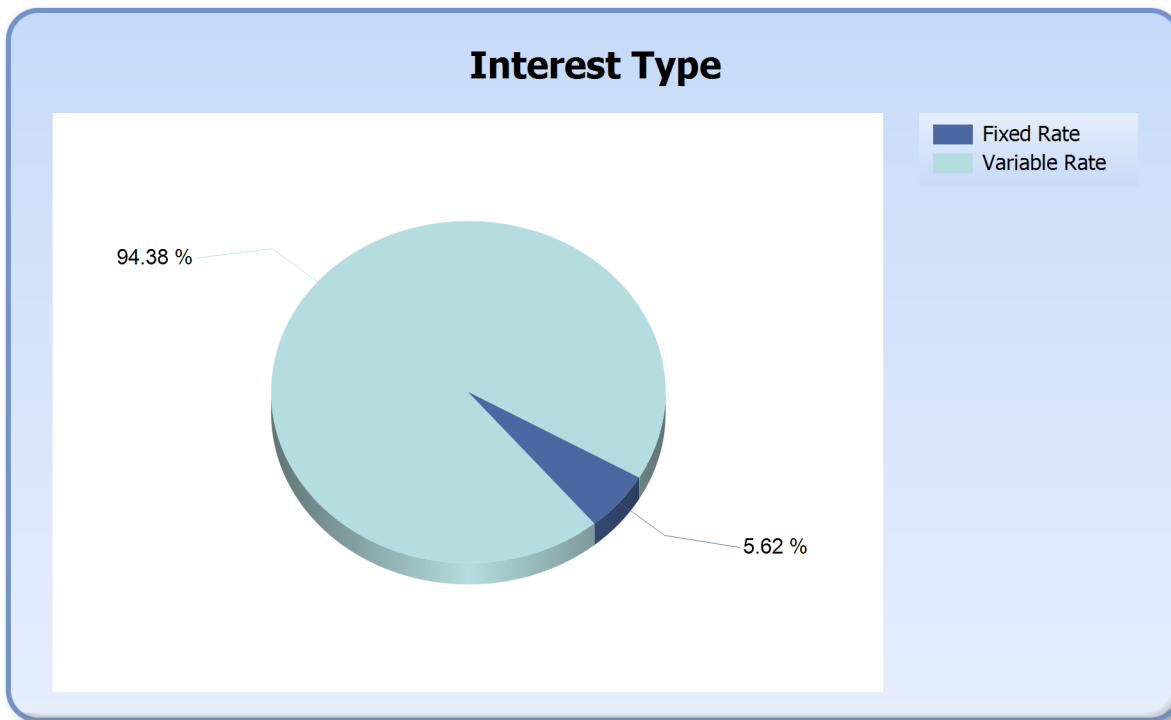
Current LVR	Current Balance	Current Balance %
<=50%	\$156,192,937.81	16.63%
>50% & <=60%	\$118,361,170.18	12.60%
>60% & <=70%	\$184,455,178.87	19.64%
>70% & <=75%	\$147,201,965.83	15.68%
>75% & <=80%	\$173,584,223.85	18.49%
>80% & <=85%	\$131,990,012.75	14.06%
>85% & <=90%	\$23,101,509.34	2.46%
>90% & <=95%	\$4,115,150.21	0.44%
>95% & <=100%	\$0.00	0.00%
>100%	\$0.00	0.00%
<b>Total</b>	<b>\$939,002,148.84</b>	<b>100.00%</b>



# IDOL Trust 2013-2

## General Collateral Report

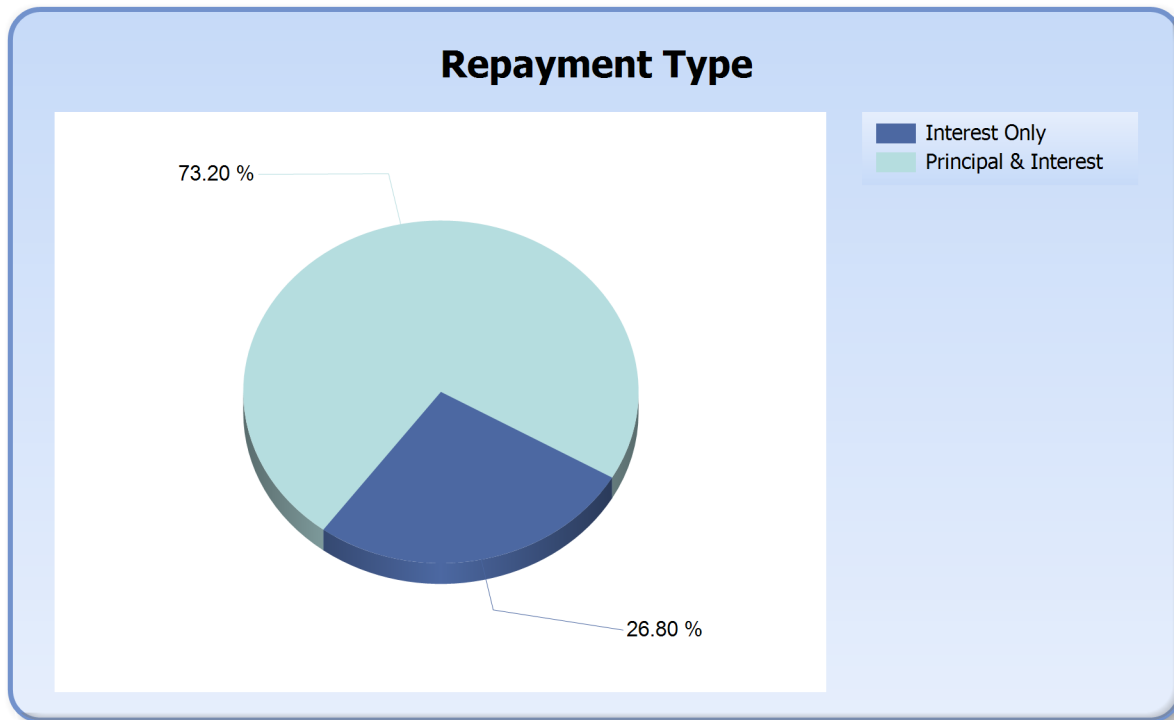
Interest Type	Current Balance	Current Balance %
Fixed Rate	\$52,768,189.77	5.62%
Variable Rate	\$886,233,959.07	94.38%
<b>Total</b>	<b>\$939,002,148.84</b>	<b>100.00%</b>



# IDOL Trust 2013-2

## General Collateral Report

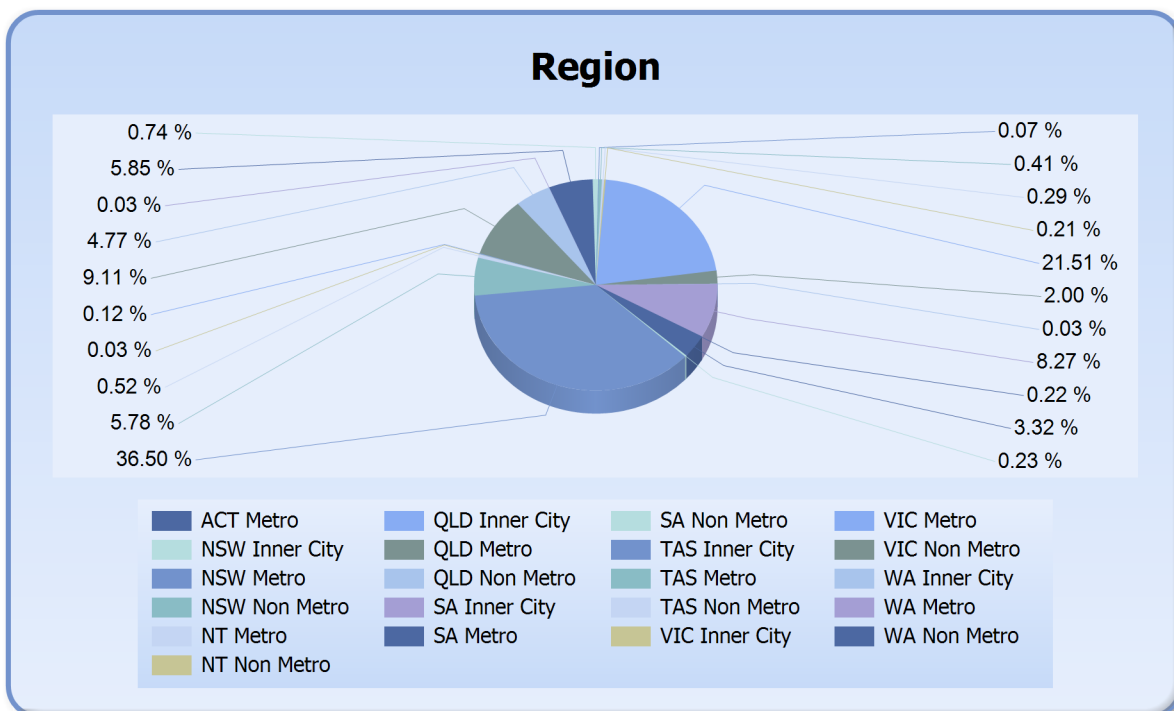
Repayment Type	Current Balance	Current Balance %
Interest Only	\$251,669,607.02	26.80%
Principal & Interest	\$687,332,541.82	73.20%
<b>Total</b>	<b>\$939,002,148.84</b>	<b>100.00%</b>



# IDOL Trust 2013-2

## General Collateral Report

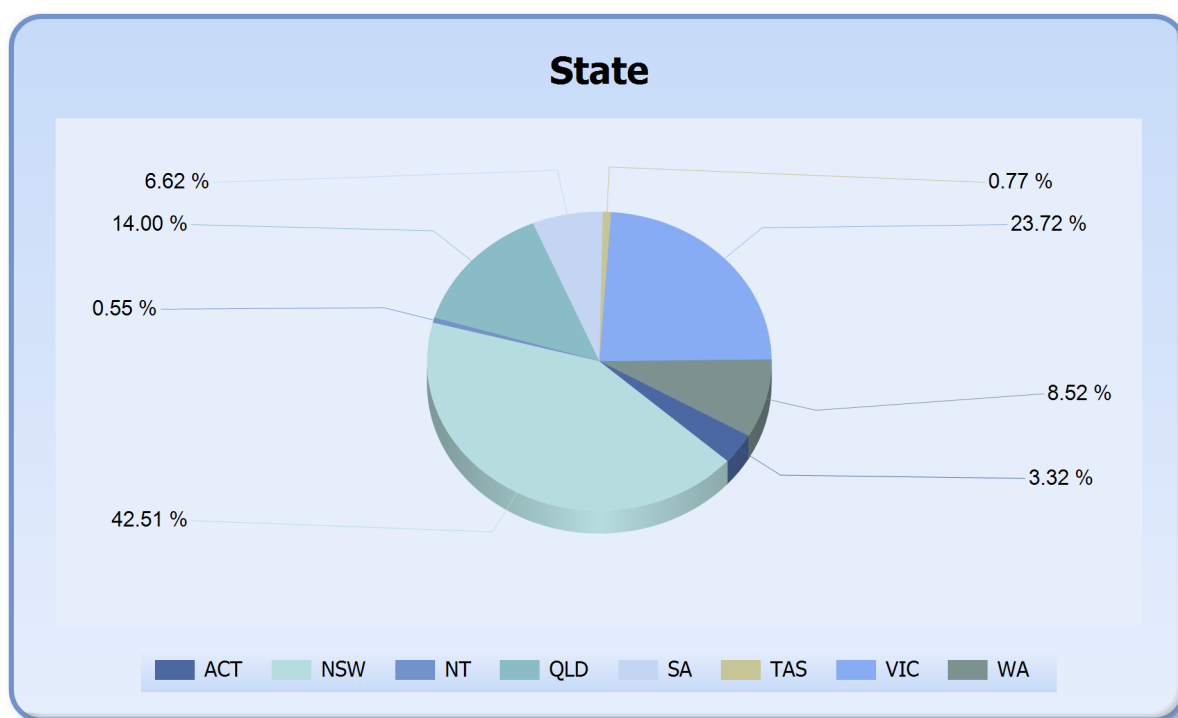
Region	Current Balance	Current Balance %
ACT Metro	\$31,131,433.36	3.32%
NSW Inner City	\$2,190,096.17	0.23%
NSW Metro	\$342,712,110.82	36.50%
NSW Non Metro	\$54,254,445.62	5.78%
NT Metro	\$4,889,644.68	0.52%
NT Non Metro	\$270,510.21	0.03%
QLD Inner City	\$1,096,117.26	0.12%
QLD Metro	\$85,516,610.18	9.11%
QLD Non Metro	\$44,831,943.47	4.77%
SA Inner City	\$248,874.13	0.03%
SA Metro	\$54,935,911.37	5.85%
SA Non Metro	\$6,967,435.84	0.74%
TAS Inner City	\$660,345.28	0.07%
TAS Metro	\$3,883,227.14	0.41%
TAS Non Metro	\$2,707,095.65	0.29%
VIC Inner City	\$1,975,889.68	0.21%
VIC Metro	\$201,992,782.06	21.51%
VIC Non Metro	\$18,744,323.31	2.00%
WA Inner City	\$291,269.75	0.03%
WA Metro	\$77,610,150.12	8.27%
WA Non Metro	\$2,091,932.74	0.22%
<b>Total</b>	<b>\$939,002,148.84</b>	<b>100.00%</b>



# IDOL Trust 2013-2

## General Collateral Report

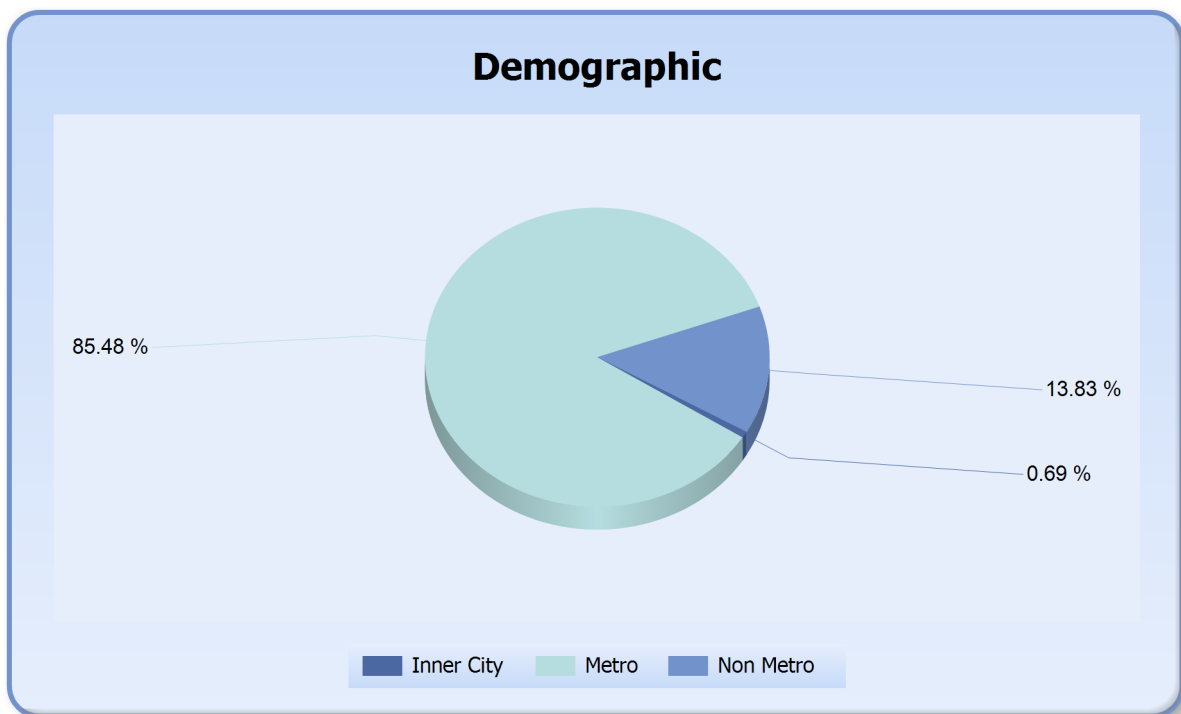
State	Current Balance	Current Balance %
ACT	\$31,131,433.36	3.32%
NSW	\$399,156,652.61	42.51%
NT	\$5,160,154.89	0.55%
QLD	\$131,444,670.91	14.00%
SA	\$62,152,221.34	6.62%
TAS	\$7,250,668.07	0.77%
VIC	\$222,712,995.05	23.72%
WA	\$79,993,352.61	8.52%
<b>Total</b>	<b>\$939,002,148.84</b>	<b>100.00%</b>



# IDOL Trust 2013-2

## General Collateral Report

Demographic	Current Balance	Current Balance %
Inner City	\$6,462,592.27	0.69%
Metro	\$802,671,869.73	85.48%
Non Metro	\$129,867,686.84	13.83%
<b>Total</b>	<b>\$939,002,148.84</b>	<b>100.00%</b>



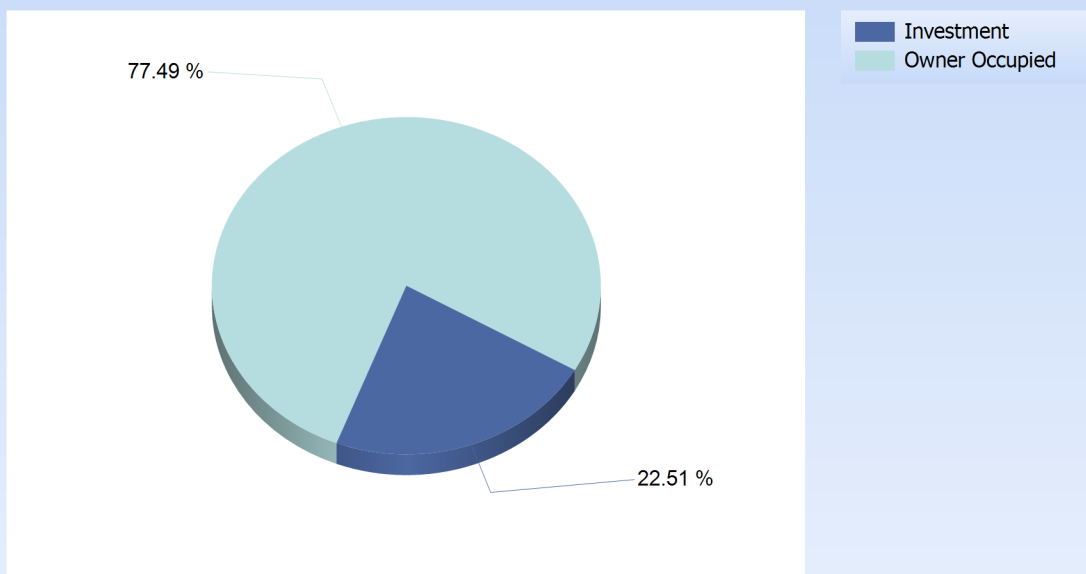


# IDOL Trust 2013-2

## General Collateral Report

Occupancy Type	Current Balance	Current Balance %
Investment	\$211,383,544.71	22.51%
Owner Occupied	\$727,618,604.13	77.49%
<b>Total</b>	<b>\$939,002,148.84</b>	<b>100.00%</b>

### Occupancy



# IDOL Trust 2013-2

## General Collateral Report

Document Type	Current Balance	Current Balance %
Full Doc	\$939,002,148.84	100%
<b>Total</b>	<b>\$939,002,148.84</b>	<b>100%</b>

