

IDOL Trust 2013-2

General Collateral Report

Monthly Analysis Details:

Date of Pool Cut:	30 Nov 2014
Number of Loans:	2,339
Total Current Balance:	\$679,046,038.96
Total Original Balance:	\$850,382,697.97
Total Current Variable Balance:	\$645,962,788.39
Total Current Fixed Balance:	\$33,083,250.57
Fixed Rate Balance as % of Total:	4.87%
Maximum Current Loan Balance:	\$960,658.51
Maximum Original Loan Balance:	\$1,800,000.00
Maximum Current LVR:	93.66%
Average Current Loan Balance:	\$290,314.68
Average Original Loan Balance:	\$363,566.78
Weighted Average Current LVR:	63.87%

	Full Doc	Lo Doc	Total
Balance % Uninsured	44.11%	0.00%	44.11%
% Insured Loans Covered by Genworth	10.49%	0.00%	10.49%
% Insured Loans Covered by QBE	45.40%	0.00%	45.40%
Total	100.00%	0.00%	100.00%

Weighted Average Borrower Interest Rate:	5.07%
Weighted Average Variable Borrower Interest Rate:	5.07%
Weighted Average Fixed Borrower Interest Rate:	5.23%

IDOL Trust 2013-2

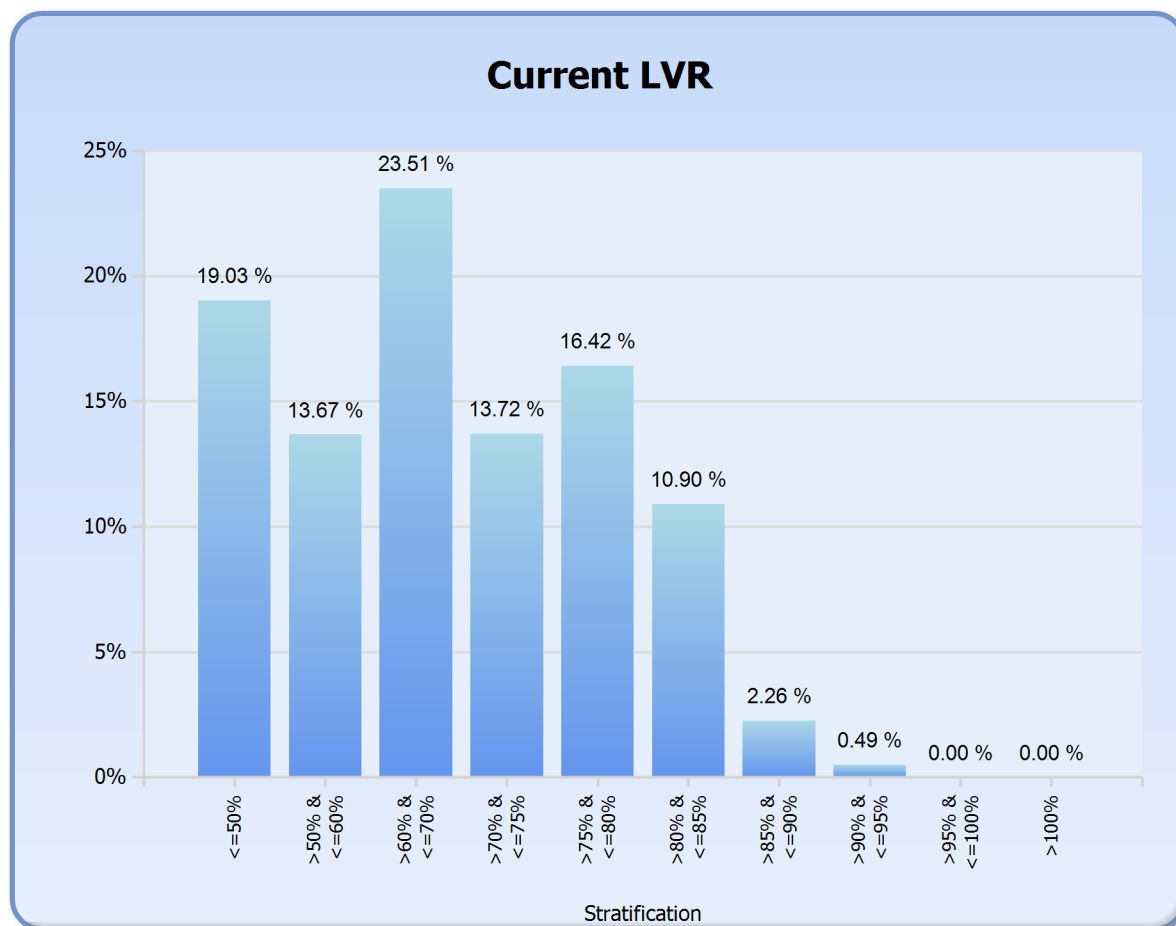
General Collateral Report

	Months	Years
Maximum Remaining Term:	359.20	29.93
Weighted Average Remaining Term:	300.77	25.06
Maximum Original Term:	360.00	30.00
Weighted Average Original Term:	355.16	29.60
Weighted Average Seasoning:	54.25	4.52
Investment Properties as % of Total:		23.37%
Arrears Distribution:		Balance
<= 30 days:		\$678,267,939.25
31 - 60 days:		\$307,033.13
61 - 90 days:		\$211,610.29
91+ days:		\$259,456.29

IDOL Trust 2013-2

General Collateral Report

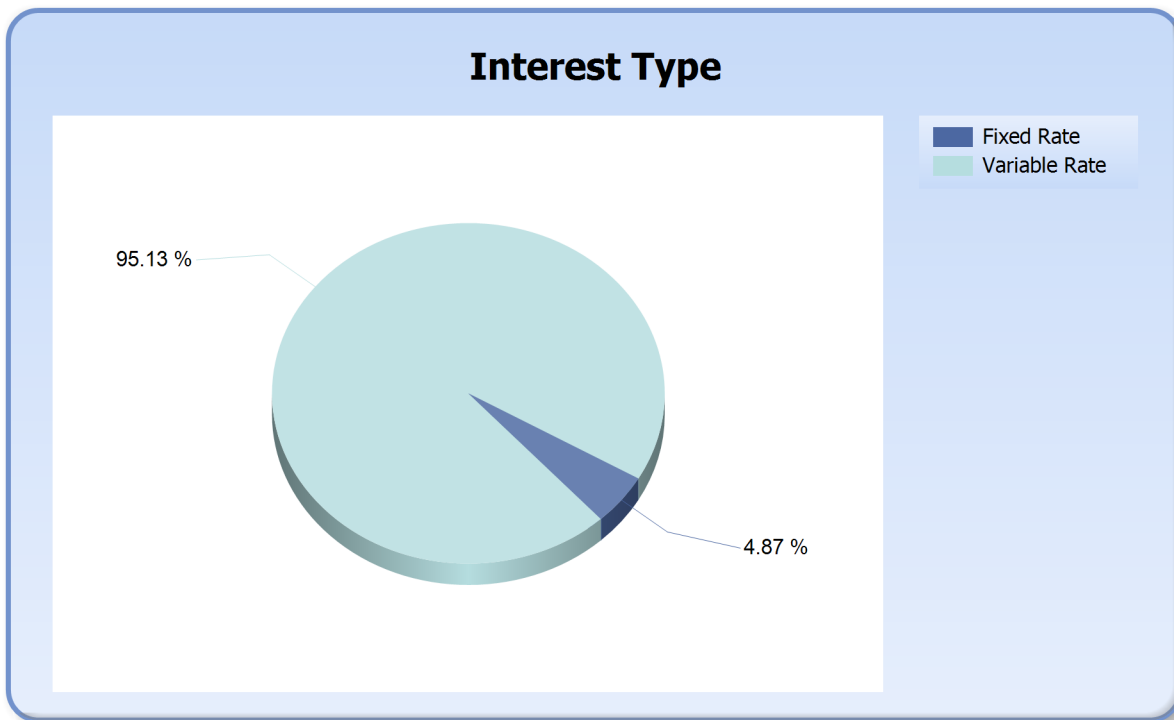
Current LVR	Current Balance	Current Balance %
<=50%	\$129,233,114.42	19.03%
>50% & <=60%	\$92,823,800.25	13.67%
>60% & <=70%	\$159,612,858.27	23.51%
>70% & <=75%	\$93,143,761.89	13.72%
>75% & <=80%	\$111,522,387.03	16.42%
>80% & <=85%	\$74,016,322.97	10.90%
>85% & <=90%	\$15,353,603.89	2.26%
>90% & <=95%	\$3,340,190.24	0.49%
>95% & <=100%	\$0.00	0.00%
>100%	\$0.00	0.00%
Total	\$679,046,038.96	100.00%



IDOL Trust 2013-2

General Collateral Report

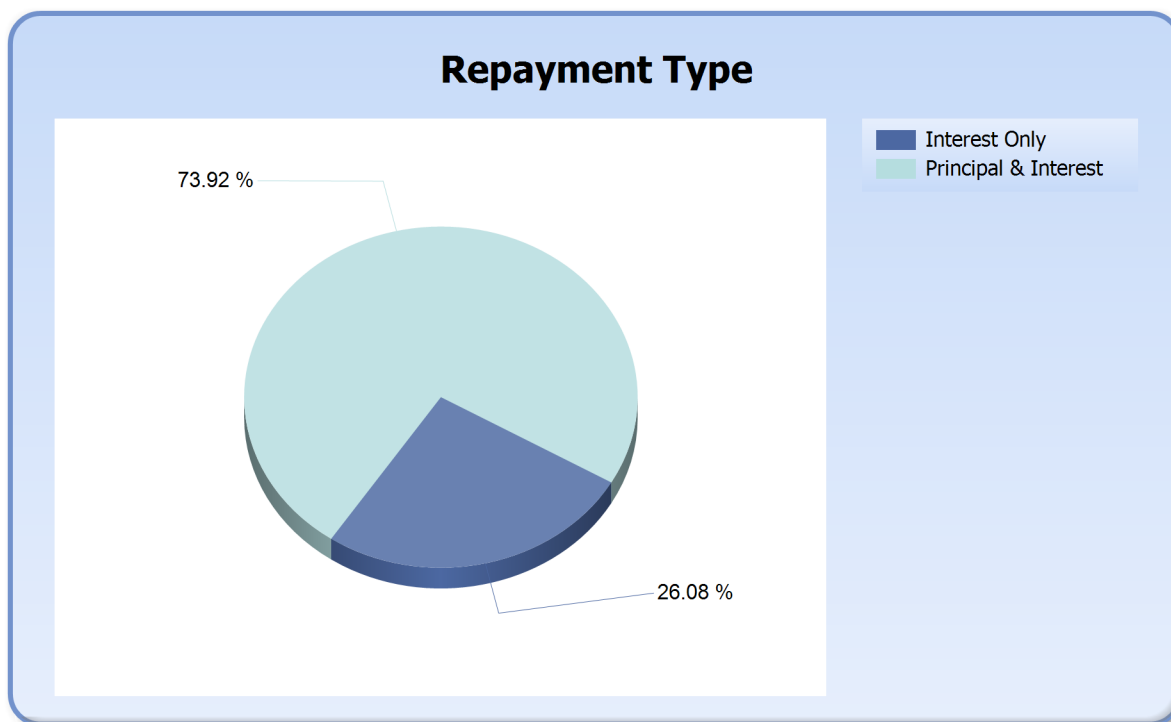
Interest Type	Current Balance	Current Balance %
FIXED RATE	\$33,083,250.57	4.87%
VARIABLE RATE	\$645,962,788.39	95.13%
Total	\$679,046,038.96	100.00%



IDOL Trust 2013-2

General Collateral Report

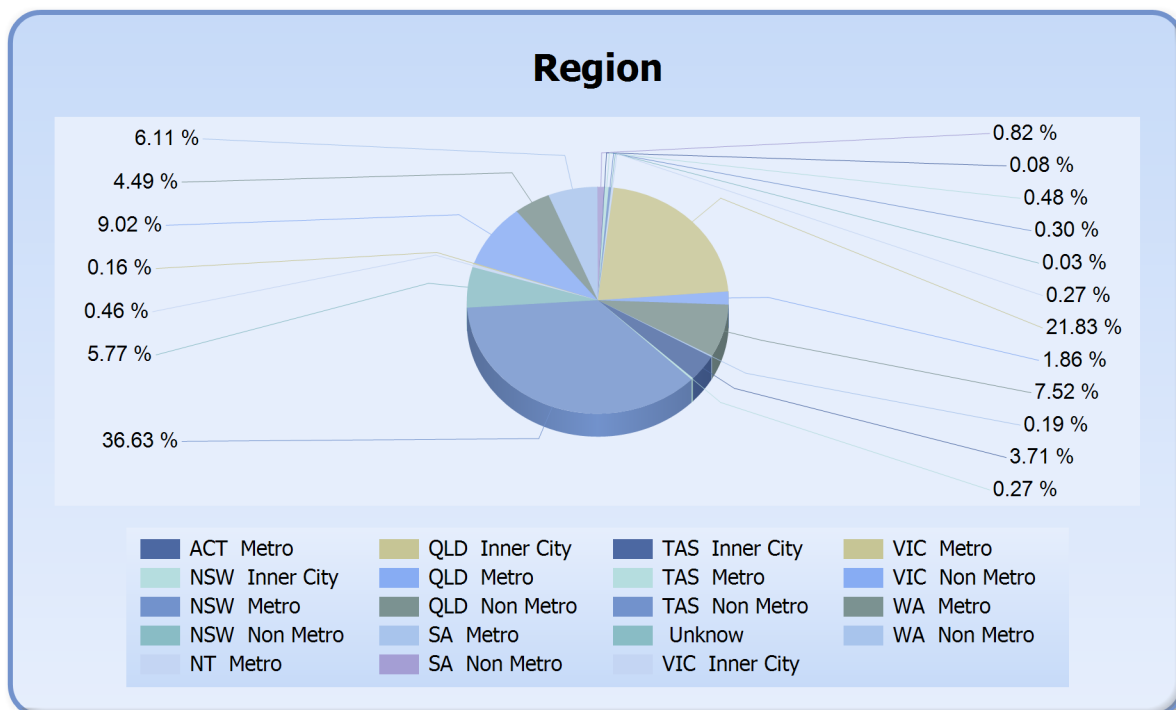
Repayment Type	Current Balance	Current Balance %
Interest Only	\$36,947,745.58	5.34%
Principal & Interest	\$642,098,563.38	94.56%
Total	\$679,046,038.96	100.00%



IDOL Trust 2013-2

General Collateral Report

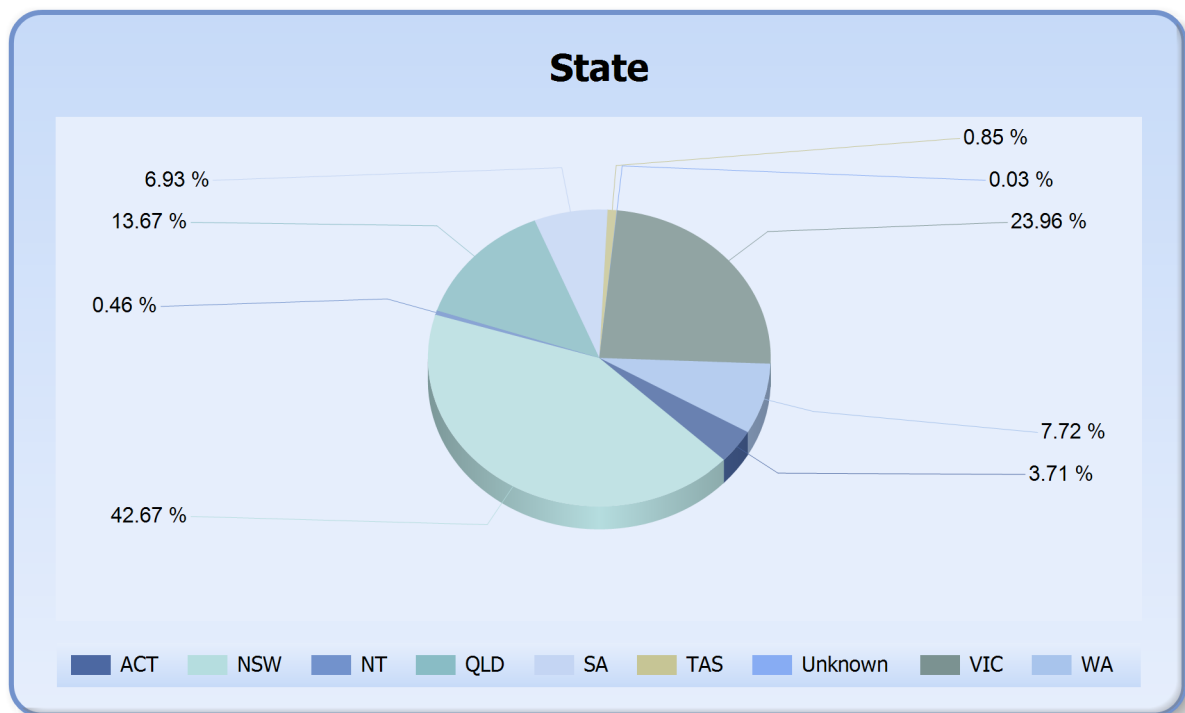
Region	Current Balance	Current Balance %
Unknown	\$212,926.78	0.03%
ACT Metro	\$25,216,297.48	3.71%
NSW Inner City	\$1,828,307.06	0.27%
NSW Metro	\$248,735,560.06	36.63%
NSW Non Metro	\$39,176,196.24	5.77%
NT Metro	\$3,120,645.21	0.46%
QLD Inner City	\$1,076,063.07	0.16%
QLD Metro	\$61,240,774.53	9.02%
QLD Non Metro	\$30,486,108.74	4.49%
SA Metro	\$41,493,094.23	6.11%
SA Non Metro	\$5,575,891.70	0.82%
TAS Inner City	\$523,330.09	0.08%
TAS Metro	\$3,230,041.96	0.48%
TAS Non Metro	\$2,044,025.09	0.30%
VIC Inner City	\$1,811,873.09	0.27%
VIC Metro	\$148,248,658.94	21.83%
VIC Non Metro	\$12,635,886.19	1.86%
WA Metro	\$51,086,847.80	7.52%
WA Non Metro	\$1,303,510.70	0.19%
Total	\$679,046,038.96	100.00%



IDOL Trust 2013-2

General Collateral Report

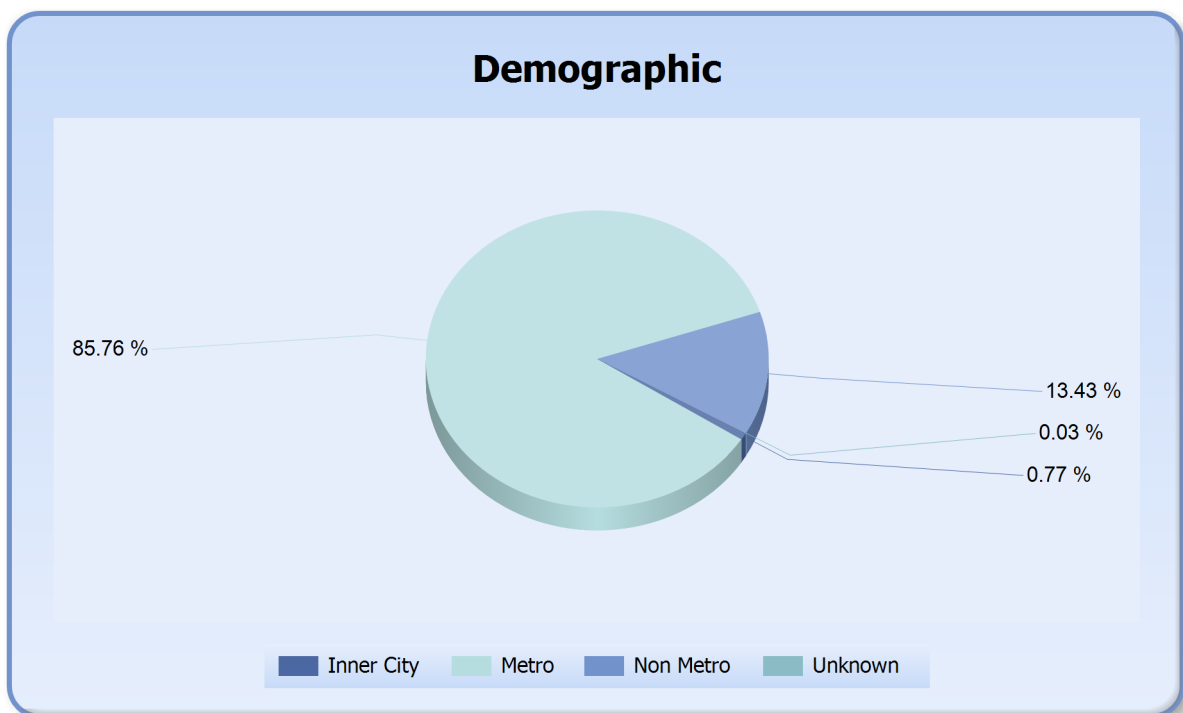
State	Current Balance	Current Balance %
ACT	\$25,216,297.48	3.71%
NSW	\$289,740,063.36	42.67%
NT	\$3,120,645.21	0.46%
QLD	\$92,802,946.34	13.67%
SA	\$47,068,985.93	6.93%
TAS	\$5,797,397.14	0.85%
Unknown	\$212,926.78	0.03%
VIC	\$162,696,418.22	23.96%
WA	\$52,390,358.50	7.72%
Total	\$679,046,038.96	100.00%



IDOL Trust 2013-2

General Collateral Report

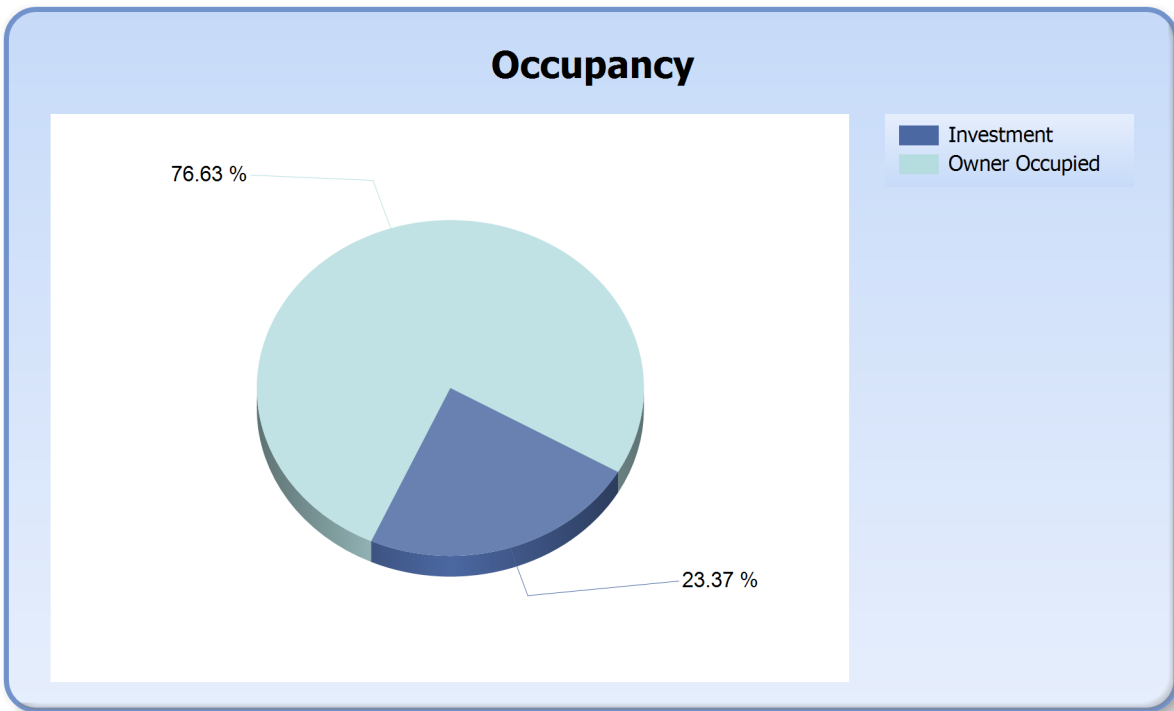
Demographic	Current Balance	Current Balance %
Inner City	\$5,239,573.31	0.77%
Metro	\$582,371,920.21	85.76%
Non Metro	\$91,221,618.66	13.43%
Unknown	\$212,926.78	0.03%
Total	\$679,046,038.96	100.00%



IDOL Trust 2013-2

General Collateral Report

Occupancy Type	Current Balance	Current Balance %
Investment	\$158,715,980.39	23.37%
Owner Occupied	\$520,330,058.57	76.63%
Total	\$679,046,038.96	100.00%



IDOL Trust 2013-2

General Collateral Report

Document Type	Current Balance	Current Balance %
Full Doc	\$679,046,038.96	100.00%
Total	\$679,046,038.96	100.00%

