

IDOL Trust 2013-2

General Collateral Report

Monthly Analysis Details:

Date of Pool Cut:	30 Nov 2013
Number of Loans:	3,004
Total Current Balance:	\$913,245,666.22
Total Original Balance:	\$1,075,029,148.88
Total Current Variable Balance:	\$861,385,555.72
Total Current Fixed Balance:	\$51,860,110.50
Fixed Rate Balance as % of Total:	5.68%
Maximum Current Loan Balance:	\$960,158.81
Maximum Original Loan Balance:	\$1,800,000.00
Maximum Current LVR:	94.17%
Average Current Loan Balance:	\$304,009.88
Average Original Loan Balance:	\$357,865.90
Weighted Average Current LVR:	65.67%

	Full Doc	Lo Doc	Total
Balance % Uninsured	45.22%	0.00%	45.22%
% Insured Loans Covered by Genworth	10.78%	0.00%	10.78%
% Insured Loans Covered by PMI	2.73%	0.00%	2.73%
% Insured Loans Covered by QBE	0.18%	0.00%	0.18%
	41.09%	0.00%	41.09%
Total	100.00%	0.00%	100.00%

Weighted Average Borrower Interest Rate:	5.11%
Weighted Average Variable Borrower Interest Rate:	5.08%
Weighted Average Fixed Borrower Interest Rate:	5.67%

IDOL Trust 2013-2

General Collateral Report

	Months	Years
Maximum Remaining Term:	359.00	29.92
Weighted Average Remaining Term:	311.09	25.92
Maximum Original Term:	360.00	30.00
Weighted Average Original Term:	354.84	29.57
Weighted Average Seasoning:	43.61	3.63

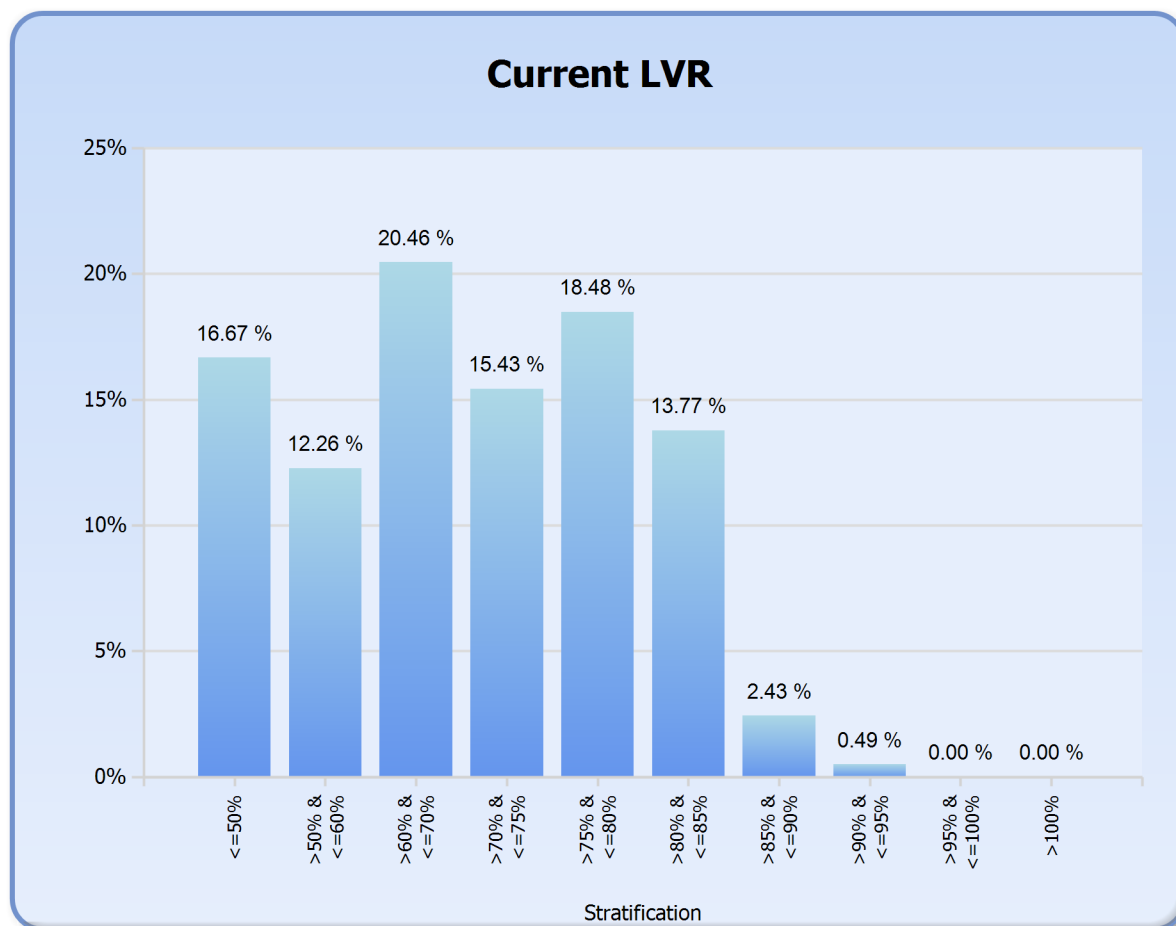
Investment Properties as % of Total: 22.62%

Arrears Distribution:	Balance
<= 30 days:	\$911,769,772.89
31 - 60 days:	\$1,475,893.33
61 - 90 days:	\$0.00
91+ days:	\$0.00

IDOL Trust 2013-2

General Collateral Report

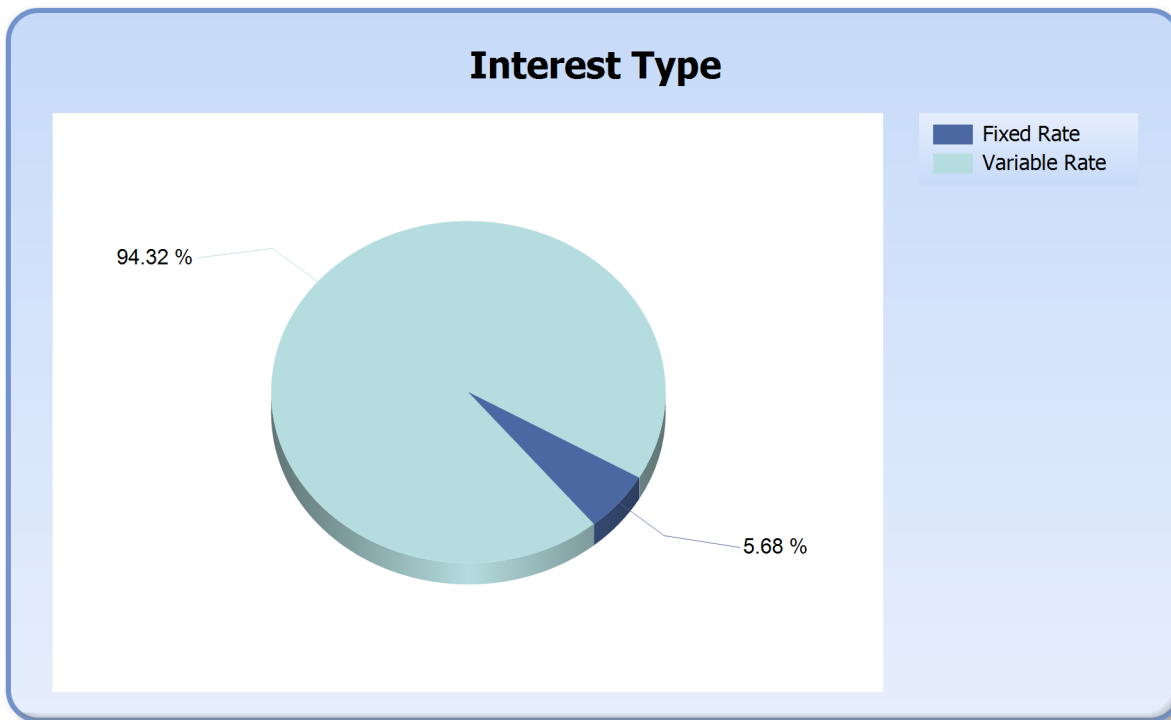
Current LVR	Current Balance	Current Balance %
<=50%	\$152,214,809.33	16.67%
>50% & <=60%	\$111,999,373.09	12.26%
>60% & <=70%	\$186,832,805.51	20.46%
>70% & <=75%	\$140,933,298.57	15.43%
>75% & <=80%	\$168,786,800.50	18.48%
>80% & <=85%	\$125,799,402.34	13.77%
>85% & <=90%	\$22,189,049.95	2.43%
>90% & <=95%	\$4,490,126.93	0.49%
>95% & <=100%	\$0.00	0.00%
>100%	\$0.00	0.00%
Total	\$913,245,666.22	100.00%



IDOL Trust 2013-2

General Collateral Report

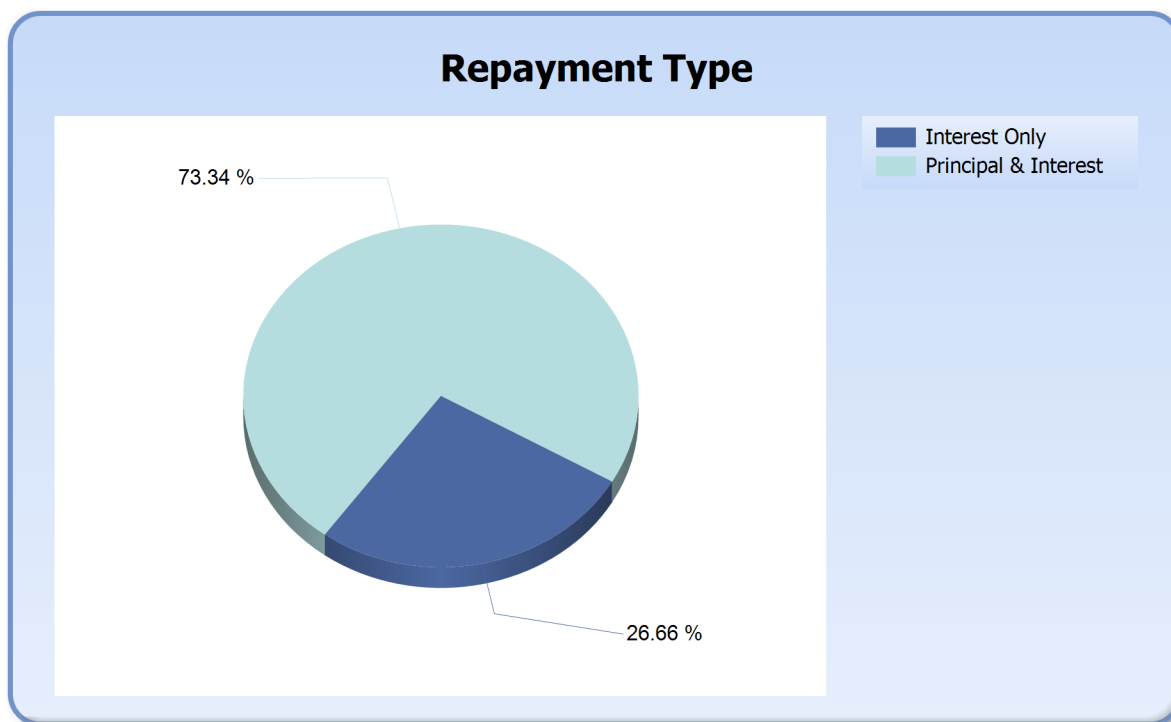
Interest Type	Current Balance	Current Balance %
Fixed Rate	\$51,860,110.50	5.68%
Variable Rate	\$861,385,555.72	94.32%
Total	\$913,245,666.22	100.00%



IDOL Trust 2013-2

General Collateral Report

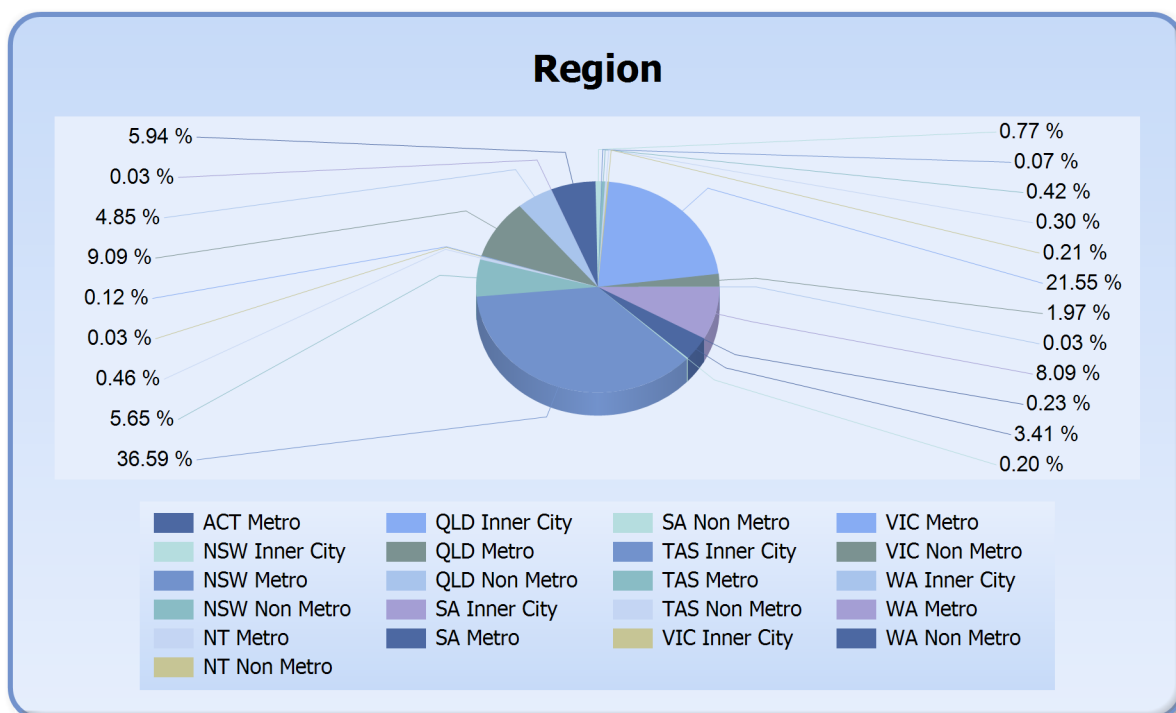
Repayment Type	Current Balance	Current Balance %
Interest Only	\$243,431,806.53	26.66%
Principal & Interest	\$669,813,859.69	73.34%
Total	\$913,245,666.22	100.00%



IDOL Trust 2013-2

General Collateral Report

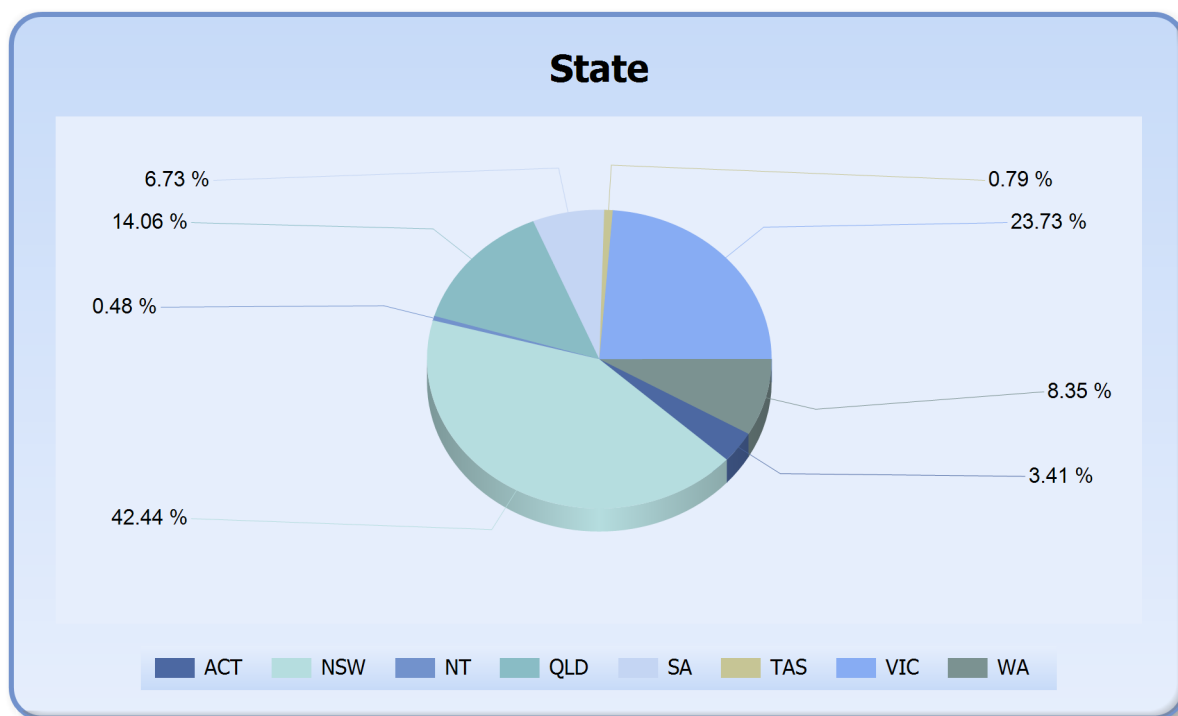
Region	Current Balance	Current Balance %
ACT Metro	\$31,113,403.43	3.41%
NSW Inner City	\$1,835,068.47	0.20%
NSW Metro	\$334,171,861.07	36.59%
NSW Non Metro	\$51,602,522.11	5.65%
NT Metro	\$4,156,700.71	0.46%
NT Non Metro	\$269,966.13	0.03%
QLD Inner City	\$1,094,151.39	0.12%
QLD Metro	\$83,033,875.41	9.09%
QLD Non Metro	\$44,269,571.57	4.85%
SA Inner City	\$248,058.03	0.03%
SA Metro	\$54,222,316.64	5.94%
SA Non Metro	\$6,987,525.88	0.77%
TAS Inner City	\$649,411.98	0.07%
TAS Metro	\$3,863,430.18	0.42%
TAS Non Metro	\$2,727,911.08	0.30%
VIC Inner City	\$1,931,182.50	0.21%
VIC Metro	\$196,780,676.93	21.55%
VIC Non Metro	\$18,025,128.81	1.97%
WA Inner City	\$287,241.20	0.03%
WA Metro	\$73,890,180.94	8.09%
WA Non Metro	\$2,085,481.76	0.23%
Total	\$913,245,666.22	100.00%



IDOL Trust 2013-2

General Collateral Report

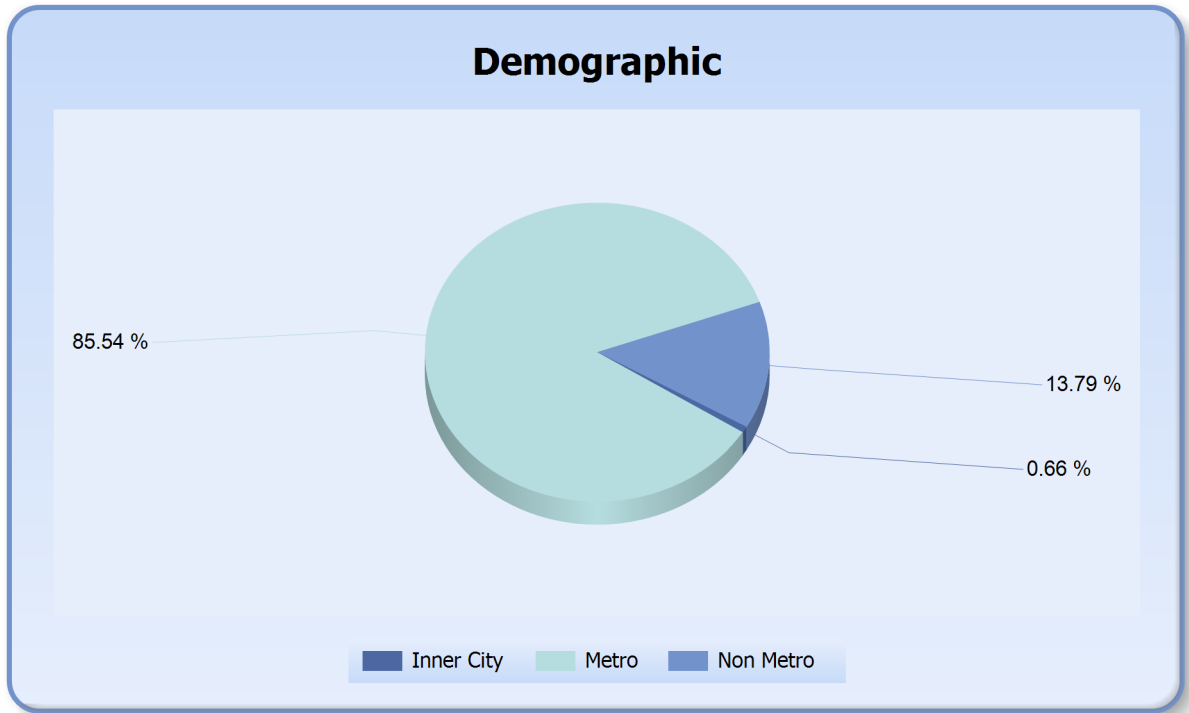
State	Current Balance	Current Balance %
ACT	\$31,113,403.43	3.41%
NSW	\$387,609,451.65	42.44%
NT	\$4,426,666.84	0.48%
QLD	\$128,397,598.37	14.06%
SA	\$61,457,900.55	6.73%
TAS	\$7,240,753.24	0.79%
VIC	\$216,736,988.24	23.73%
WA	\$76,262,903.90	8.35%
Total	\$913,245,666.22	100.00%



IDOL Trust 2013-2

General Collateral Report

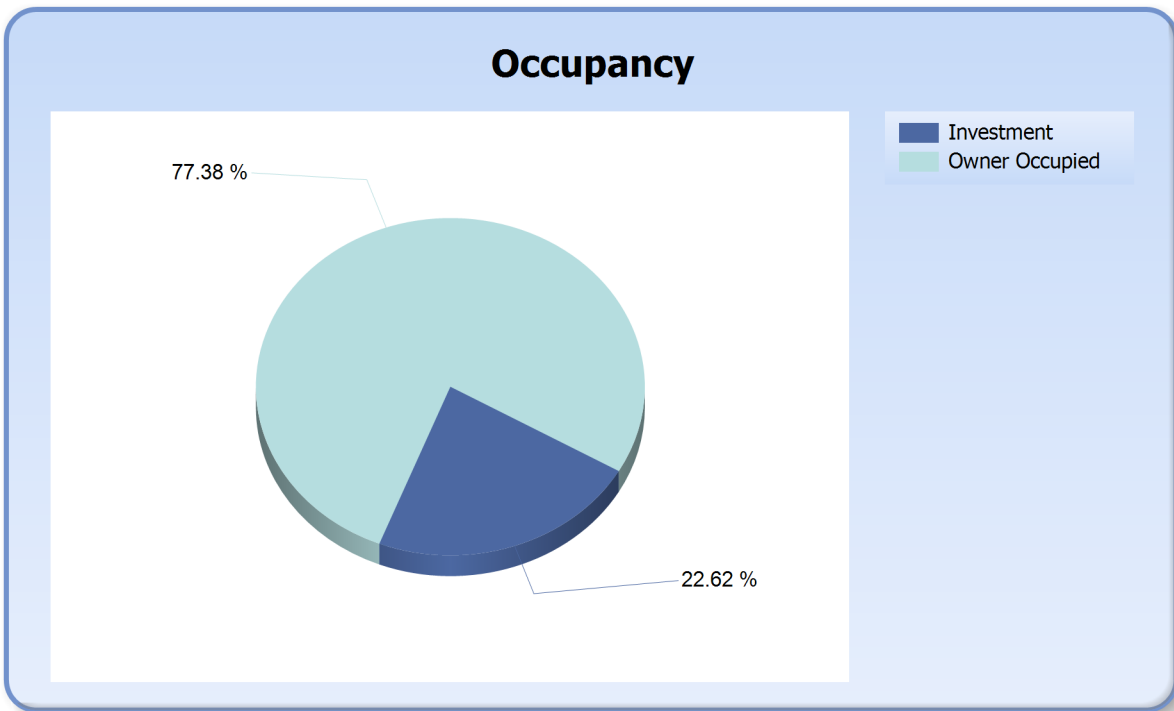
Demographic	Current Balance	Current Balance %
Inner City	\$6,045,113.57	0.66%
Metro	\$781,232,445.31	85.54%
Non Metro	\$125,968,107.34	13.79%
Total	\$913,245,666.22	100.00%



IDOL Trust 2013-2

General Collateral Report

Occupancy Type	Current Balance	Current Balance %
Investment	\$206,547,689.08	22.62%
Owner Occupied	\$706,697,977.14	77.38%
Total	\$913,245,666.22	100.00%



IDOL Trust 2013-2

General Collateral Report

Document Type	Current Balance	Current Balance %
Full Doc	\$913,245,666.22	100%
Total	\$913,245,666.22	100%

