

IDOL Trust 2013-2

General Collateral Report

Monthly Analysis Details:

Date of Pool Cut:	31 Mar 2014
Number of Loans:	2,804
Total Current Balance:	\$836,306,067.89
Total Original Balance:	\$1,006,712,980.88
Total Current Variable Balance:	\$788,775,992.84
Total Current Fixed Balance:	\$47,530,075.05
Fixed Rate Balance as % of Total:	5.68%
Maximum Current Loan Balance:	\$960,379.20
Maximum Original Loan Balance:	\$1,800,000.00
Maximum Current LVR:	98.40%
Average Current Loan Balance:	\$298,254.66
Average Original Loan Balance:	\$359,027.45
Weighted Average Current LVR:	65.13%

	Full Doc	Lo Doc	Total
Balance % Uninsured	44.65%	0.00%	44.65%
% Insured Loans Covered by Genworth	10.70%	0.00%	10.70%
% Insured Loans Covered by PMI	2.81%	0.00%	2.81%
% Insured Loans Covered by QBE	0.14%	0.00%	0.14%
	41.70%	0.00%	41.70%
Total	100.00%	0.00%	100.00%

Weighted Average Borrower Interest Rate:	5.10%
Weighted Average Variable Borrower Interest Rate:	5.08%
Weighted Average Fixed Borrower Interest Rate:	5.48%

IDOL Trust 2013-2

General Collateral Report

	Months	Years
Maximum Remaining Term:	348.70	29.06
Weighted Average Remaining Term:	307.72	25.64
Maximum Original Term:	360.00	30.00
Weighted Average Original Term:	355.20	29.60
Weighted Average Seasoning:	47.27	3.94

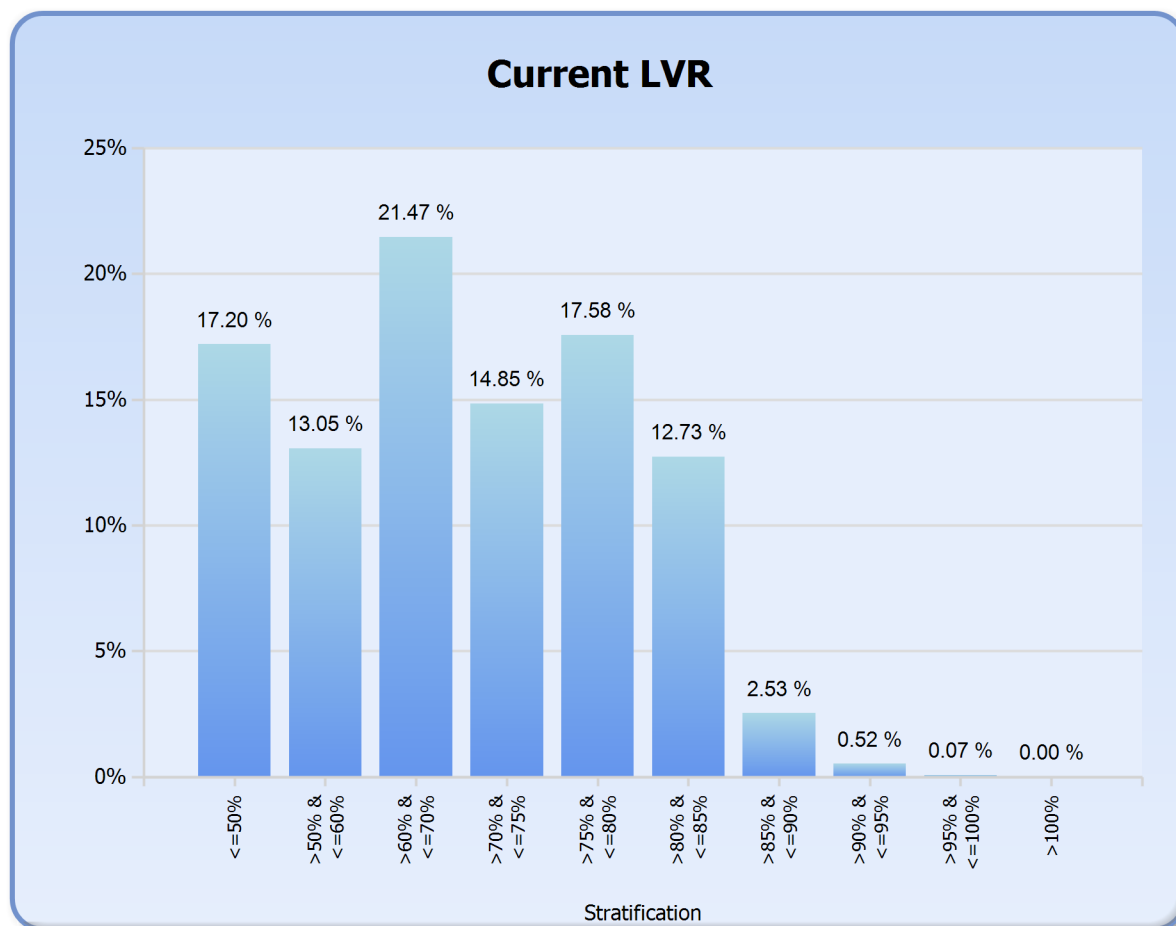
Investment Properties as % of Total: 22.73%

Arrears Distribution:	Balance
<= 30 days:	\$835,041,701.87
31 - 60 days:	\$1,037,775.33
61 - 90 days:	\$226,590.69
91+ days:	\$0.00

IDOL Trust 2013-2

General Collateral Report

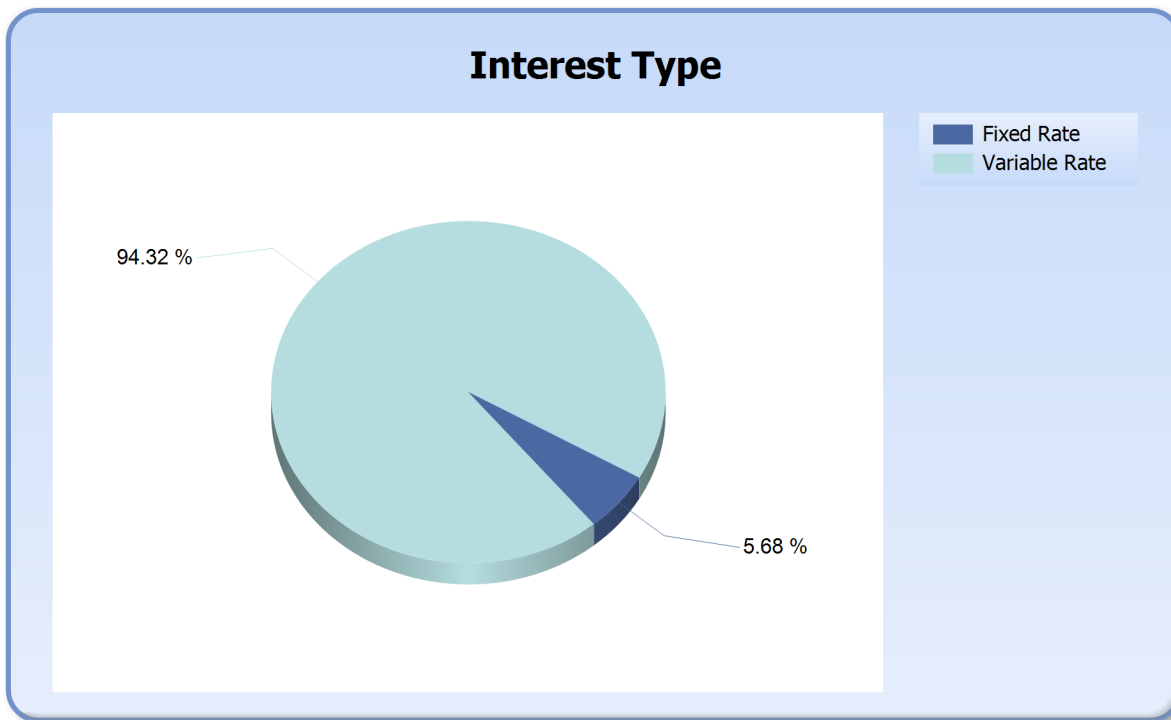
Current LVR	Current Balance	Current Balance %
<=50%	\$143,870,148.01	17.20%
>50% & <=60%	\$109,165,168.30	13.05%
>60% & <=70%	\$179,540,828.11	21.47%
>70% & <=75%	\$124,209,581.99	14.85%
>75% & <=80%	\$147,012,415.37	17.58%
>80% & <=85%	\$106,454,969.30	12.73%
>85% & <=90%	\$21,168,031.42	2.53%
>90% & <=95%	\$4,327,643.11	0.52%
>95% & <=100%	\$557,282.28	0.07%
>100%	\$0.00	0.00%
Total	\$836,306,067.89	100.00%



IDOL Trust 2013-2

General Collateral Report

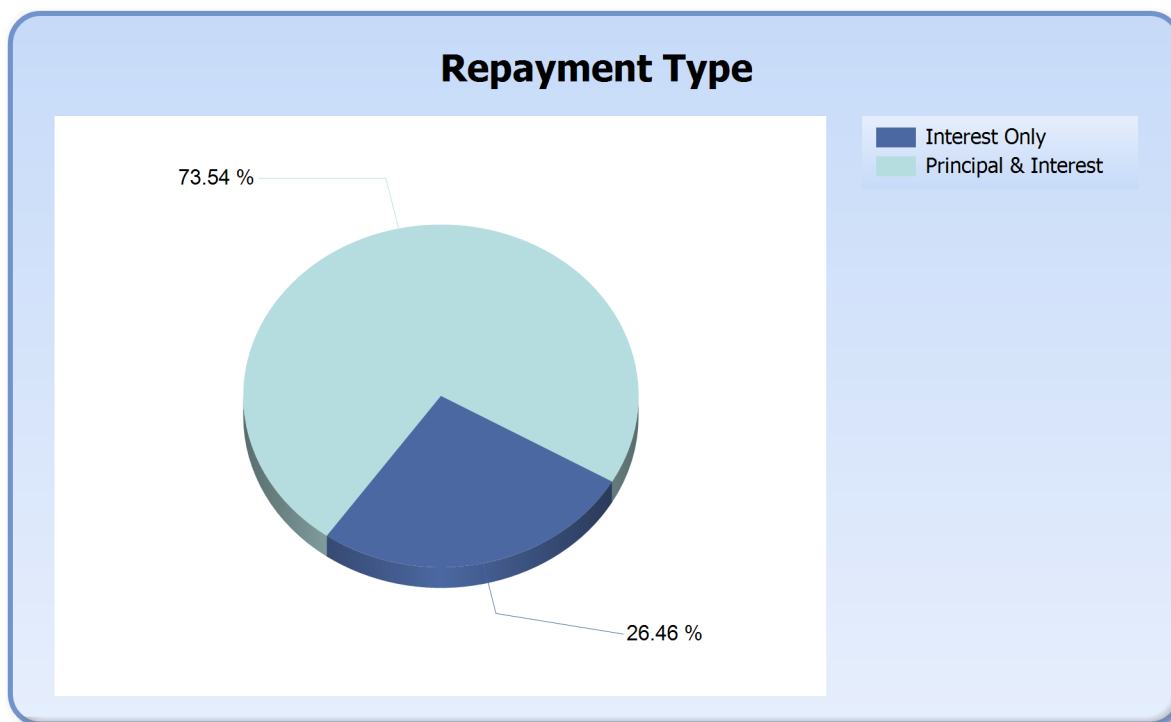
Interest Type	Current Balance	Current Balance %
Fixed Rate	\$47,530,075.05	5.68%
Variable Rate	\$788,775,992.84	94.32%
Total	\$836,306,067.89	100.00%



IDOL Trust 2013-2

General Collateral Report

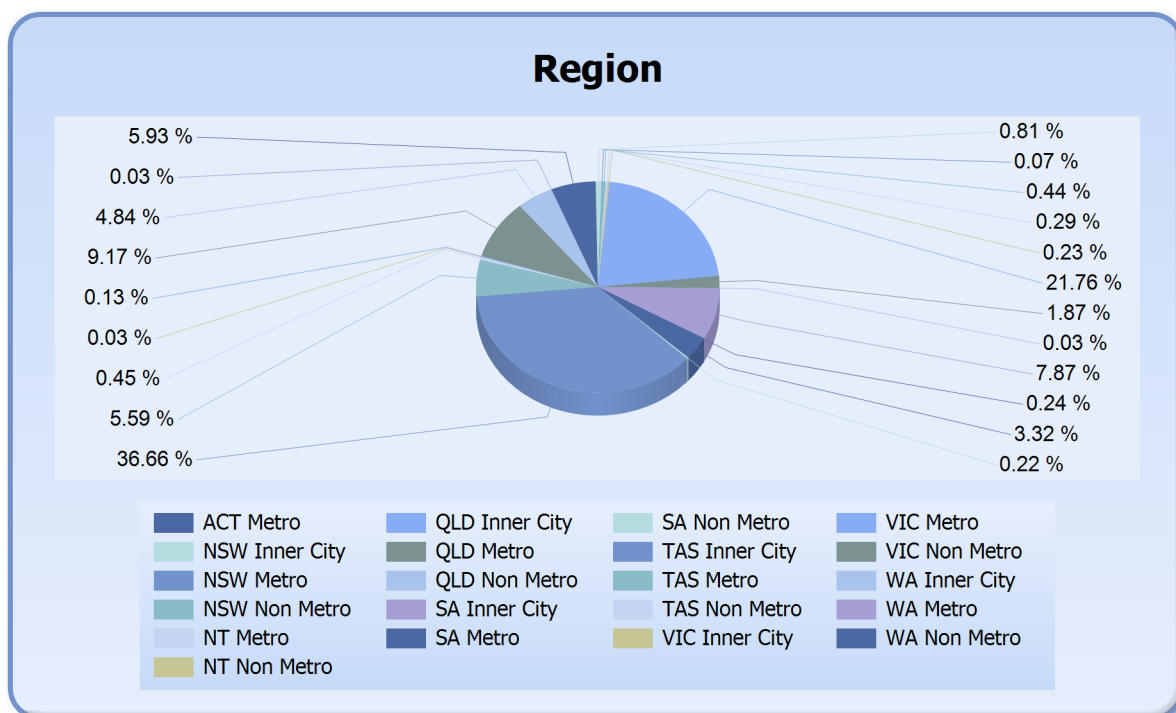
Repayment Type	Current Balance	Current Balance %
Interest Only	\$221,298,322.88	26.46%
Principal & Interest	\$615,007,745.01	73.54%
Total	\$836,306,067.89	100.00%



IDOL Trust 2013-2

General Collateral Report

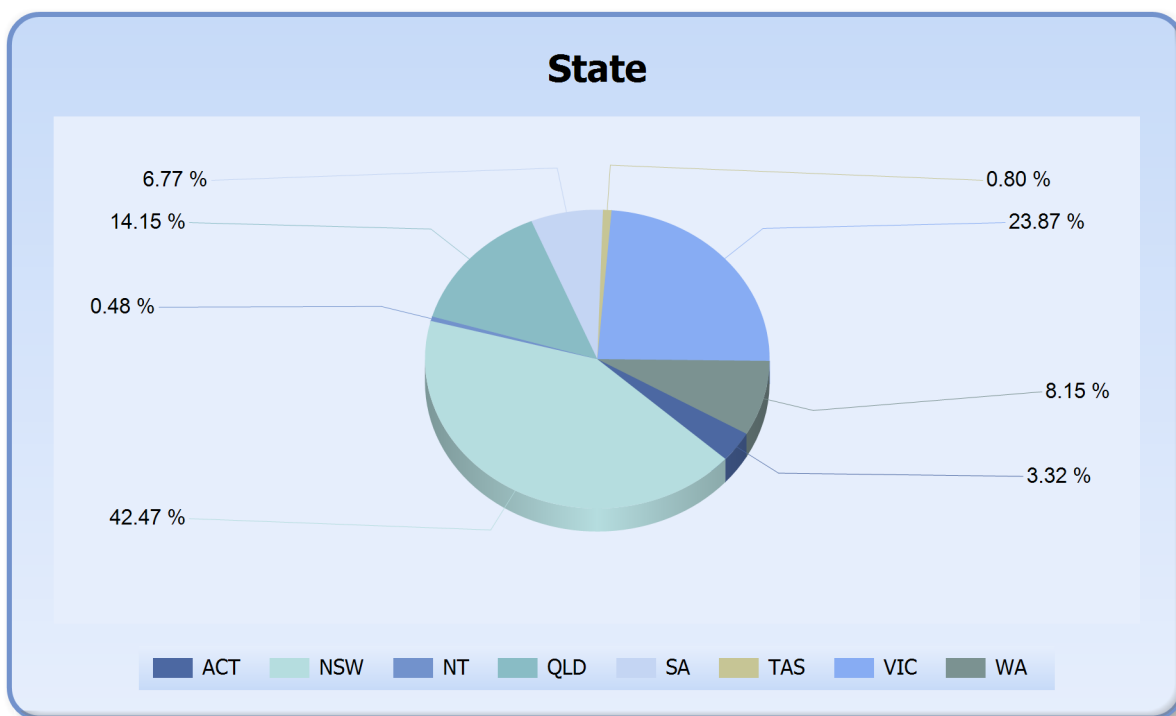
Region	Current Balance	Current Balance %
ACT Metro	\$27,752,591.61	3.32%
NSW Inner City	\$1,832,913.55	0.22%
NSW Metro	\$306,618,291.73	36.66%
NSW Non Metro	\$46,722,113.55	5.59%
NT Metro	\$3,787,105.96	0.45%
NT Non Metro	\$268,059.34	0.03%
QLD Inner City	\$1,091,432.40	0.13%
QLD Metro	\$76,730,410.49	9.17%
QLD Non Metro	\$40,476,741.85	4.84%
SA Inner City	\$245,752.19	0.03%
SA Metro	\$49,613,249.10	5.93%
SA Non Metro	\$6,784,071.37	0.81%
TAS Inner City	\$610,727.95	0.07%
TAS Metro	\$3,650,592.41	0.44%
TAS Non Metro	\$2,408,314.25	0.29%
VIC Inner City	\$1,905,521.24	0.23%
VIC Metro	\$182,014,518.12	21.76%
VIC Non Metro	\$15,671,897.09	1.87%
WA Inner City	\$284,613.54	0.03%
WA Metro	\$65,791,133.39	7.87%
WA Non Metro	\$2,046,016.76	0.24%
Total	\$836,306,067.89	100.00%



IDOL Trust 2013-2

General Collateral Report

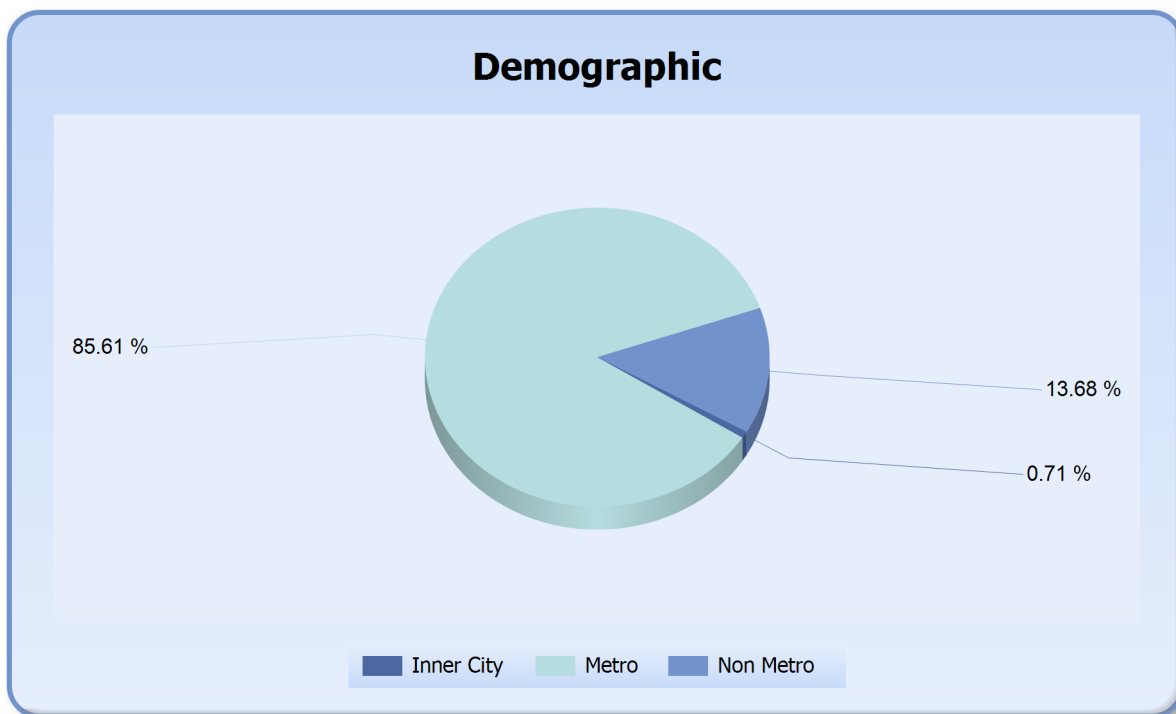
State	Current Balance	Current Balance %
ACT	\$27,752,591.61	3.32%
NSW	\$355,173,318.83	42.47%
NT	\$4,055,165.30	0.48%
QLD	\$118,298,584.74	14.15%
SA	\$56,643,072.66	6.77%
TAS	\$6,669,634.61	0.80%
VIC	\$199,591,936.45	23.87%
WA	\$68,121,763.69	8.15%
Total	\$836,306,067.89	100.00%



IDOL Trust 2013-2

General Collateral Report

Demographic	Current Balance	Current Balance %
Inner City	\$5,970,960.87	0.71%
Metro	\$715,957,892.81	85.61%
Non Metro	\$114,377,214.21	13.68%
Total	\$836,306,067.89	100.00%

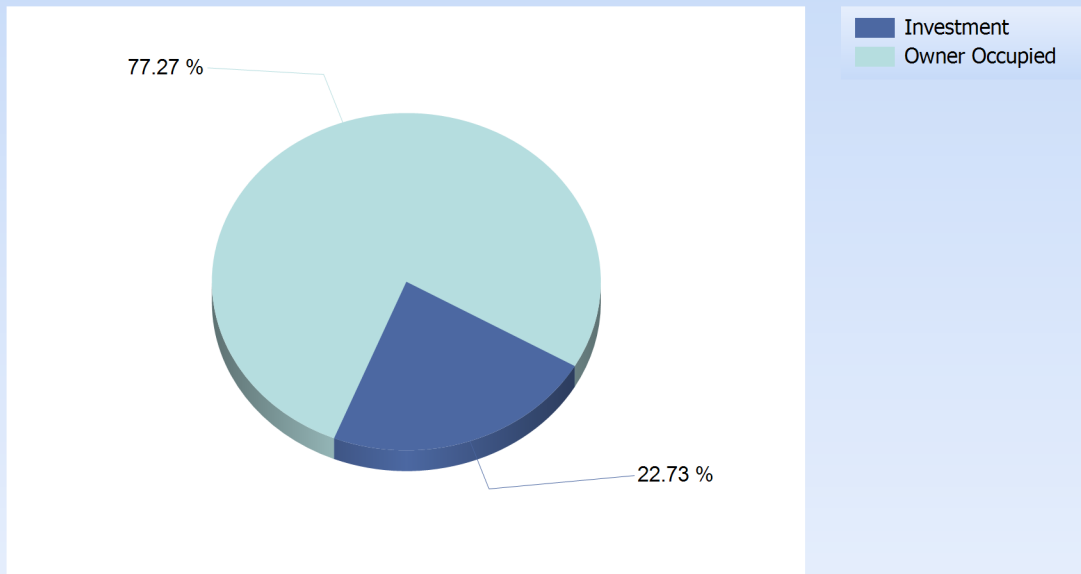


IDOL Trust 2013-2

General Collateral Report

Occupancy Type	Current Balance	Current Balance %
Investment	\$190,095,017.73	22.73%
Owner Occupied	\$646,211,050.16	77.27%
Total	\$836,306,067.89	100.00%

Occupancy



IDOL Trust 2013-2

General Collateral Report

Document Type	Current Balance	Current Balance %
Full Doc	\$836,306,067.89	100%
Total	\$836,306,067.89	100%

