

# IDOL Trust 2013-2

## General Collateral Report

### Monthly Analysis Details:

Date of Pool Cut:	30 Jun 2015
Number of Loans:	1,987
Total Current Balance:	\$558,407,743.13
Total Original Balance:	\$727,916,719.97
Total Current Variable Balance:	\$544,295,420.49
Total Current Fixed Balance:	\$14,112,322.64
Fixed Rate Balance as % of Total:	2.53%
Maximum Current Loan Balance:	\$960,687.42
Maximum Original Loan Balance:	\$1,500,000.00
Maximum Current LVR:	92.24%
Average Current Loan Balance:	\$281,030.57
Average Original Loan Balance:	\$366,339.57
Weighted Average Current LVR:	62.80%

	Full Doc	Lo Doc	Total
Balance % Uninsured	43.43%	0.00%	43.43%
% Insured Loans Covered by Genworth	10.51%	0.00%	10.51%
% Insured Loans Covered by QBE	2.72%	0.00%	2.72%
	43.33%	0.00%	43.33%
Total	100.00%	0.00%	100.00%

Weighted Average Borrower Interest Rate:	4.57%
Weighted Average Variable Borrower Interest Rate:	4.56%
Weighted Average Fixed Borrower Interest Rate:	5.25%

# IDOL Trust 2013-2

---

## General Collateral Report

	<b>Months</b>	<b>Years</b>
<b>Maximum Remaining Term:</b>	333.80	27.82
<b>Weighted Average Remaining Term:</b>	294.44	24.54
<b>Maximum Original Term:</b>	360.00	30.00
<b>Weighted Average Original Term:</b>	355.33	29.61
<b>Weighted Average Seasoning:</b>	60.72	5.06

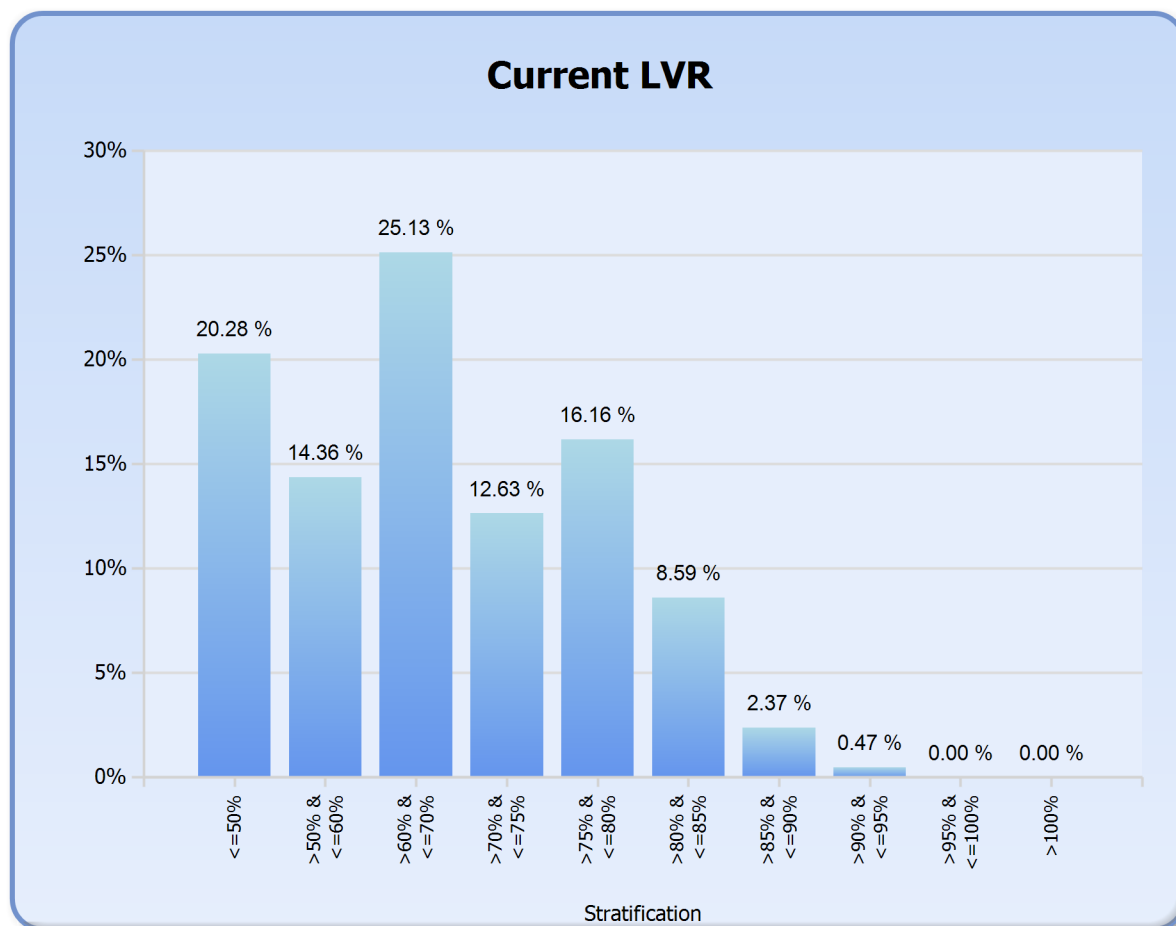
**Investment Properties as % of Total:** 23.53%

<b>Arrears Distribution:</b>	<b>Balance</b>
<= 30 days:	\$556,223,096.81
31 - 60 days:	\$2,184,646.32
61 - 90 days:	\$0.00
91+ days:	\$0.00

# IDOL Trust 2013-2

## General Collateral Report

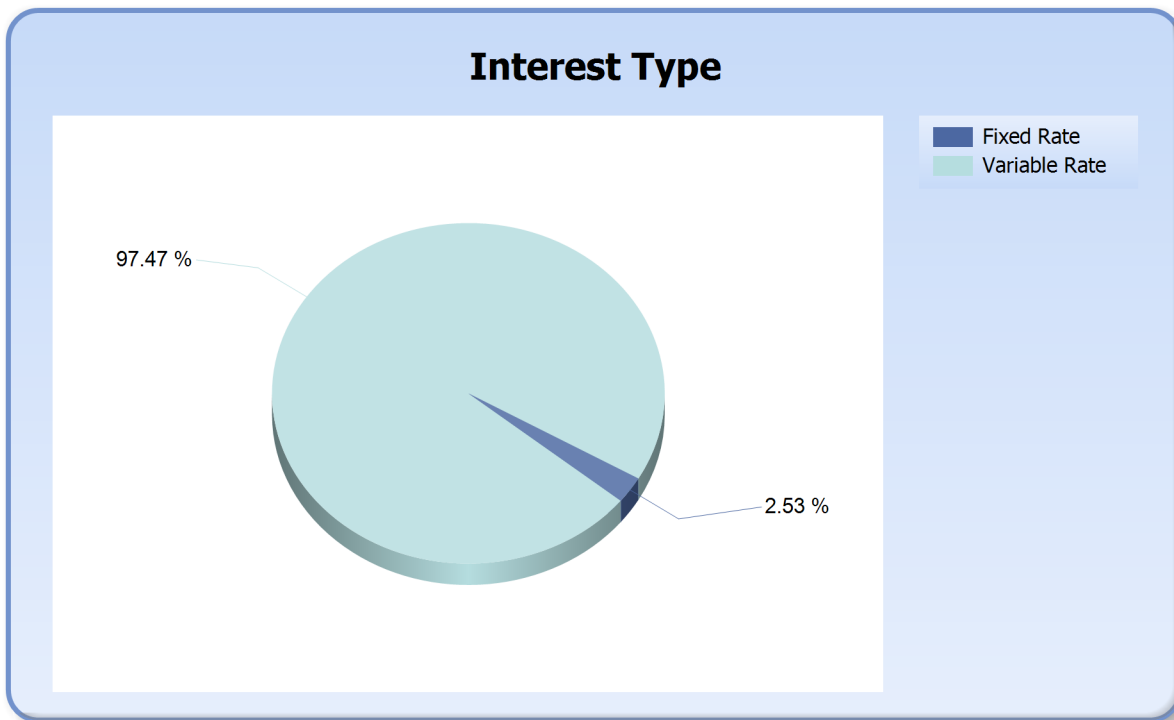
Current LVR	Current Balance	Current Balance %
<=50%	\$113,229,929.44	20.28%
>50% & <=60%	\$80,203,236.06	14.36%
>60% & <=70%	\$140,346,445.97	25.13%
>70% & <=75%	\$70,553,694.18	12.63%
>75% & <=80%	\$90,262,063.47	16.16%
>80% & <=85%	\$47,977,176.88	8.59%
>85% & <=90%	\$13,207,249.47	2.37%
>90% & <=95%	\$2,627,947.66	0.47%
>95% & <=100%	\$0.00	0.00%
>100%	\$0.00	0.00%
<b>Total</b>	<b>\$558,407,743.13</b>	<b>100.00%</b>



# IDOL Trust 2013-2

## General Collateral Report

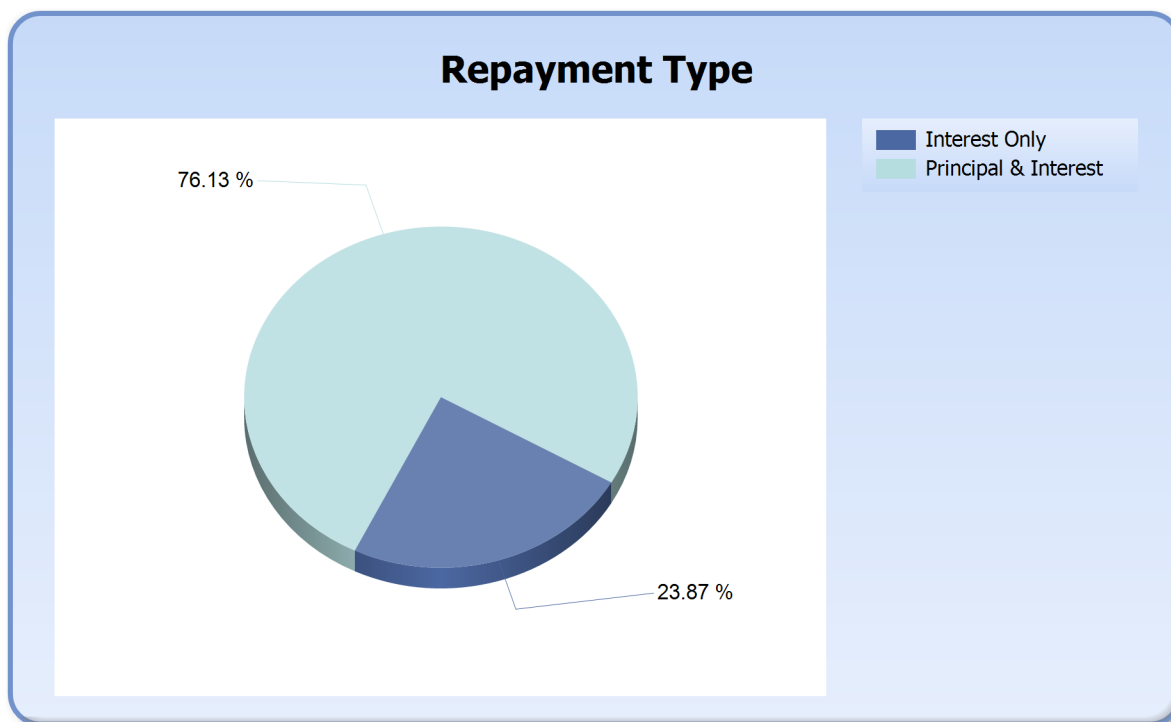
Interest Type	Current Balance	Current Balance %
FIXED RATE	\$14,112,322.64	2.53%
VARIABLE RATE	\$544,295,420.49	97.47%
<b>Total</b>	<b>\$558,407,743.13</b>	<b>100.00%</b>



# IDOL Trust 2013-2

## General Collateral Report

Repayment Type	Current Balance	Current Balance %
Interest Only	\$133,284,775.16	23.87%
Principal & Interest	\$425,122,967.97	76.13%
<b>Total</b>	<b>\$558,407,743.13</b>	<b>100.00%</b>


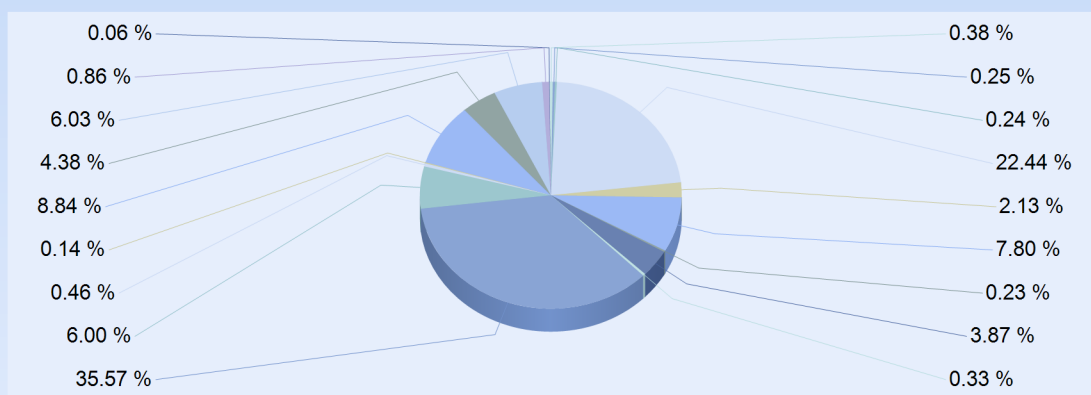


# IDOL Trust 2013-2

## General Collateral Report

Region	Current Balance	Current Balance %
ACT Metro	\$21,586,136.57	3.87%
NSW Inner City	\$1,823,644.01	0.33%
NSW Metro	\$198,622,688.06	35.57%
NSW Non Metro	\$33,486,320.56	6.00%
NT Metro	\$2,562,163.12	0.46%
QLD Inner City	\$781,473.70	0.14%
QLD Metro	\$49,359,825.51	8.84%
QLD Non Metro	\$24,479,862.43	4.38%
SA Metro	\$33,662,638.51	6.03%
SA Non Metro	\$4,818,081.12	0.86%
TAS Inner City	\$312,419.63	0.06%
TAS Metro	\$2,144,284.03	0.38%
TAS Non Metro	\$1,400,580.69	0.25%
VIC Inner City	\$1,347,142.96	0.24%
VIC Metro	\$125,290,867.03	22.44%
VIC Non Metro	\$11,918,010.78	2.13%
WA Metro	\$43,549,502.61	7.80%
WA Non Metro	\$1,262,101.81	0.23%
<b>Total</b>	<b>\$558,407,743.13</b>	<b>100.00%</b>

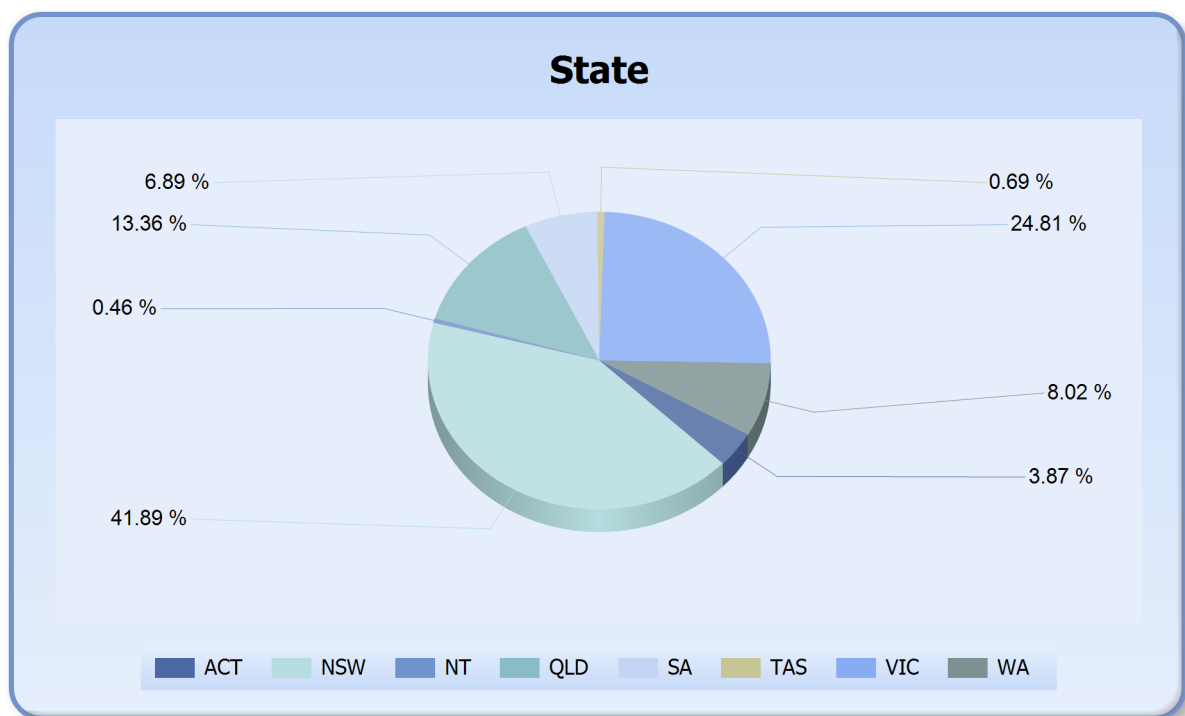
### Region



# IDOL Trust 2013-2

## General Collateral Report

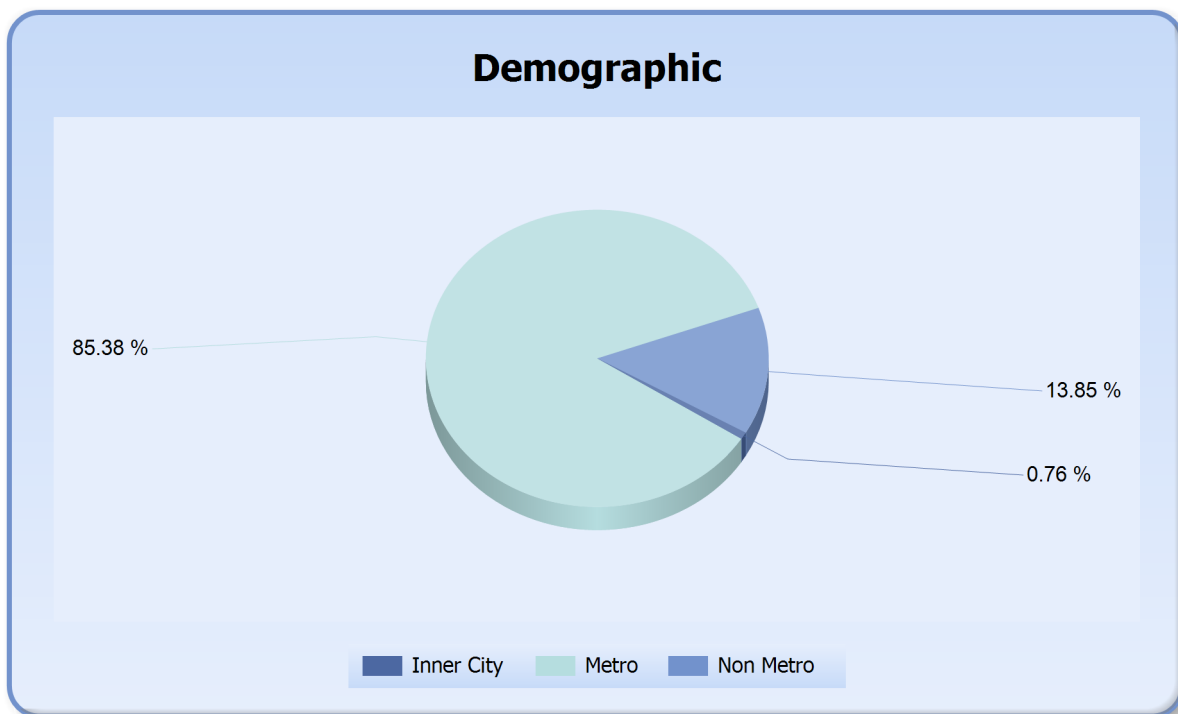
State	Current Balance	Current Balance %
ACT	\$21,586,136.57	3.87%
NSW	\$233,932,652.63	41.89%
NT	\$2,562,163.12	0.46%
QLD	\$74,621,161.64	13.36%
SA	\$38,480,719.63	6.89%
TAS	\$3,857,284.35	0.69%
VIC	\$138,556,020.77	24.81%
WA	\$44,811,604.42	8.02%
<b>Total</b>	<b>\$558,407,743.13</b>	<b>100.00%</b>



# IDOL Trust 2013-2

## General Collateral Report

Demographic	Current Balance	Current Balance %
Inner City	\$4,264,680.30	0.76%
Metro	\$476,778,105.44	85.38%
Non Metro	\$77,364,957.39	13.85%
<b>Total</b>	<b>\$558,407,743.13</b>	<b>100.00%</b>

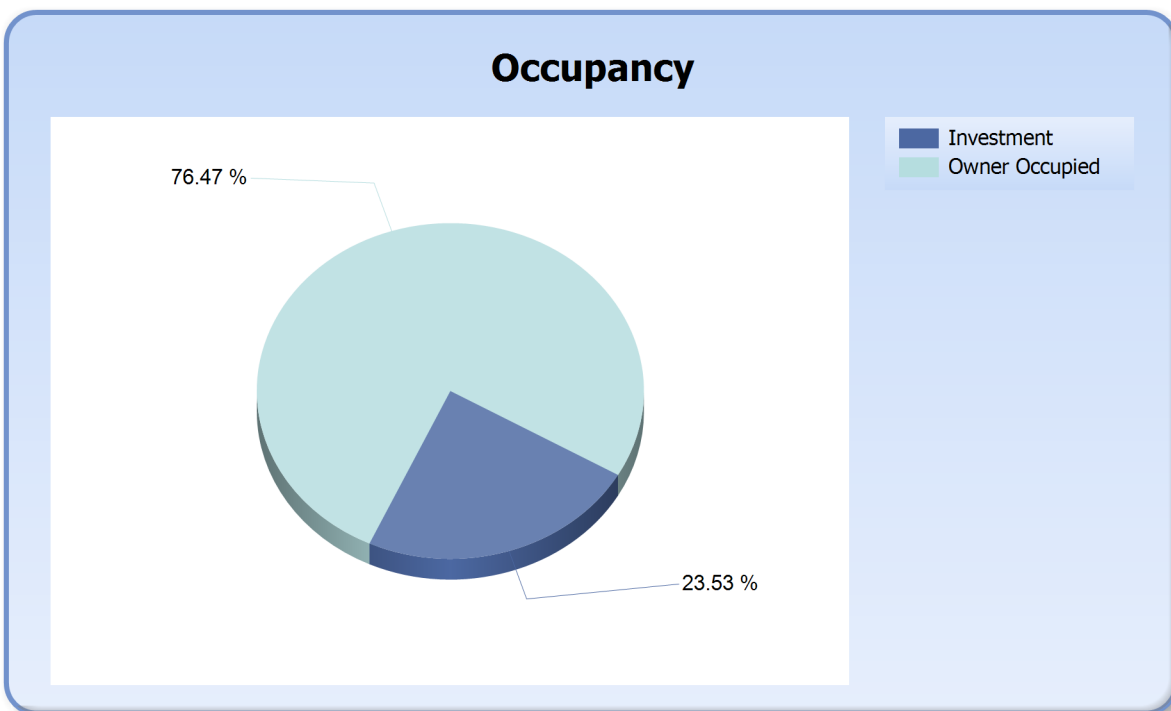




# IDOL Trust 2013-2

## General Collateral Report

Occupancy Type	Current Balance	Current Balance %
Investment	\$131,387,990.18	23.53%
Owner Occupied	\$427,019,752.95	76.47%
<b>Total</b>	<b>\$558,407,743.13</b>	<b>100.00%</b>



# IDOL Trust 2013-2

## General Collateral Report

Document Type	Current Balance	Current Balance %
Full Doc	\$558,407,743.13	100.00%
<b>Total</b>	<b>\$558,407,743.13</b>	<b>100.00%</b>

