

# IDOL Trust 2013-2

## General Collateral Report

### Monthly Analysis Details:

Date of Pool Cut:	31 Jan 2014
Number of Loans:	2,896
Total Current Balance:	\$872,167,260.04
Total Original Balance:	\$1,036,861,816.88
Total Current Variable Balance:	\$821,932,947.16
Total Current Fixed Balance:	\$50,234,312.88
Fixed Rate Balance as % of Total:	5.76%
Maximum Current Loan Balance:	\$960,165.48
Maximum Original Loan Balance:	\$1,800,000.00
Maximum Current LVR:	93.79%
Average Current Loan Balance:	\$301,162.73
Average Original Loan Balance:	\$358,032.40
Weighted Average Current LVR:	65.41%

	Full Doc	Lo Doc	Total
Balance % Uninsured	44.97%	0.00%	44.97%
% Insured Loans Covered by Genworth	10.76%	0.00%	10.76%
% Insured Loans Covered by PMI	2.75%	0.00%	2.75%
% Insured Loans Covered by QBE	0.18%	0.00%	0.18%
	41.33%	0.00%	41.33%
Total	100.00%	0.00%	100.00%

Weighted Average Borrower Interest Rate:	5.11%
Weighted Average Variable Borrower Interest Rate:	5.08%
Weighted Average Fixed Borrower Interest Rate:	5.60%

# IDOL Trust 2013-2

---

## General Collateral Report

	<b>Months</b>	<b>Years</b>
<b>Maximum Remaining Term:</b>	350.70	29.22
<b>Weighted Average Remaining Term:</b>	309.32	25.78
<b>Maximum Original Term:</b>	360.00	30.00
<b>Weighted Average Original Term:</b>	354.95	29.58
<b>Weighted Average Seasoning:</b>	45.49	3.79

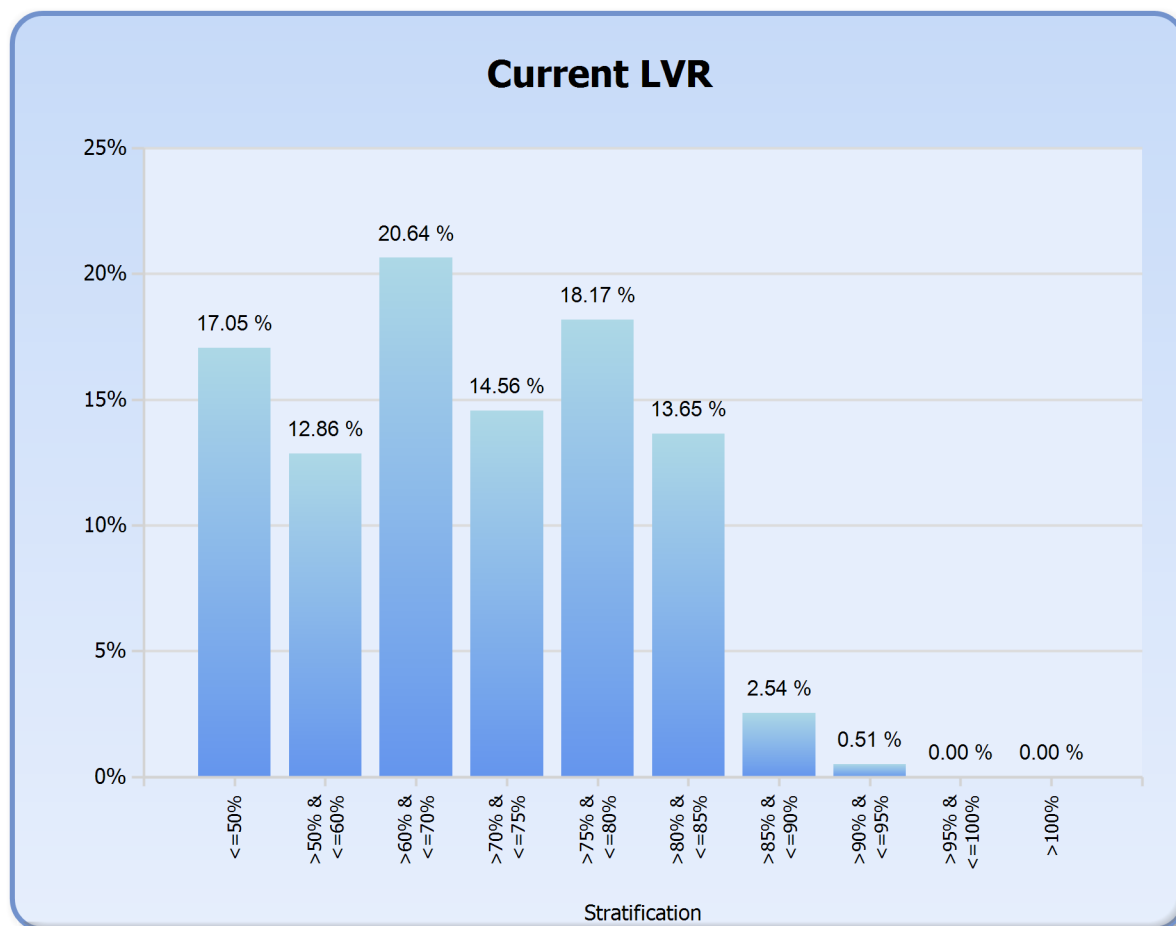
**Investment Properties as % of Total:** 22.84%

<b>Arrears Distribution:</b>	<b>Balance</b>
<= 30 days:	\$871,182,536.05
31 - 60 days:	\$141,113.29
61 - 90 days:	\$0.00
91+ days:	\$843,610.70

# IDOL Trust 2013-2

## General Collateral Report

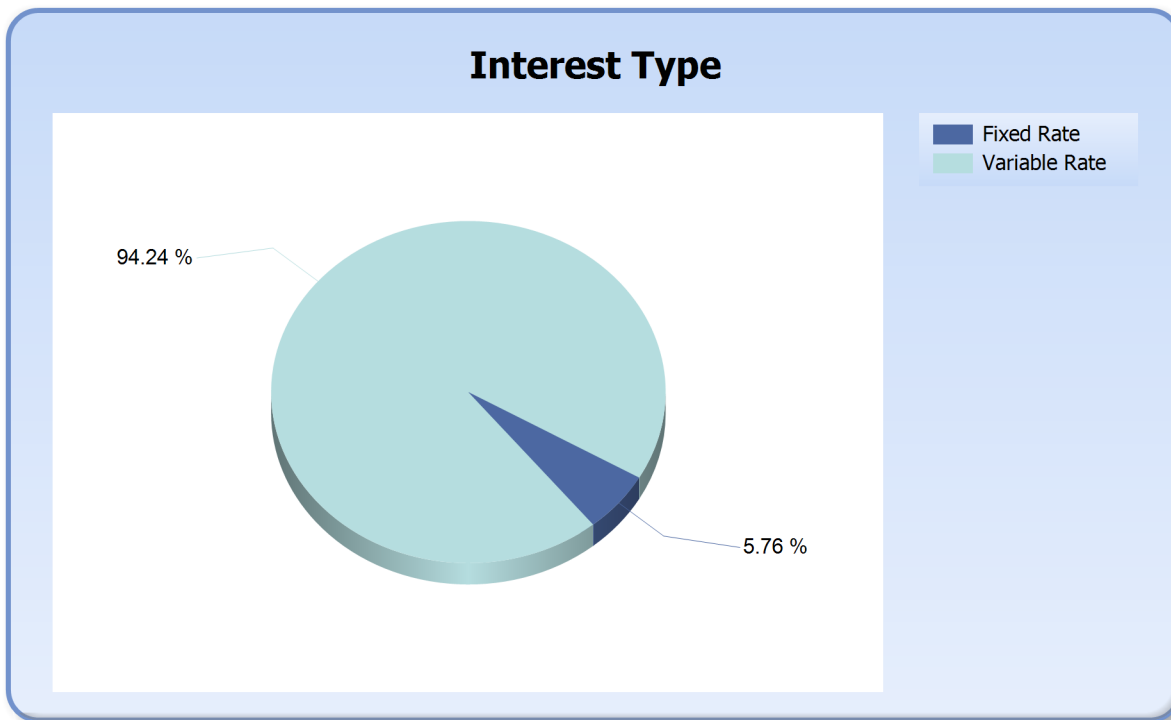
Current LVR	Current Balance	Current Balance %
<=50%	\$148,742,723.03	17.05%
>50% & <=60%	\$112,201,132.89	12.86%
>60% & <=70%	\$180,022,954.25	20.64%
>70% & <=75%	\$127,000,760.97	14.56%
>75% & <=80%	\$158,508,447.84	18.17%
>80% & <=85%	\$119,060,912.21	13.65%
>85% & <=90%	\$22,169,724.98	2.54%
>90% & <=95%	\$4,460,603.87	0.51%
>95% & <=100%	\$0.00	0.00%
>100%	\$0.00	0.00%
<b>Total</b>	<b>\$872,167,260.04</b>	<b>100.00%</b>



# IDOL Trust 2013-2

## General Collateral Report

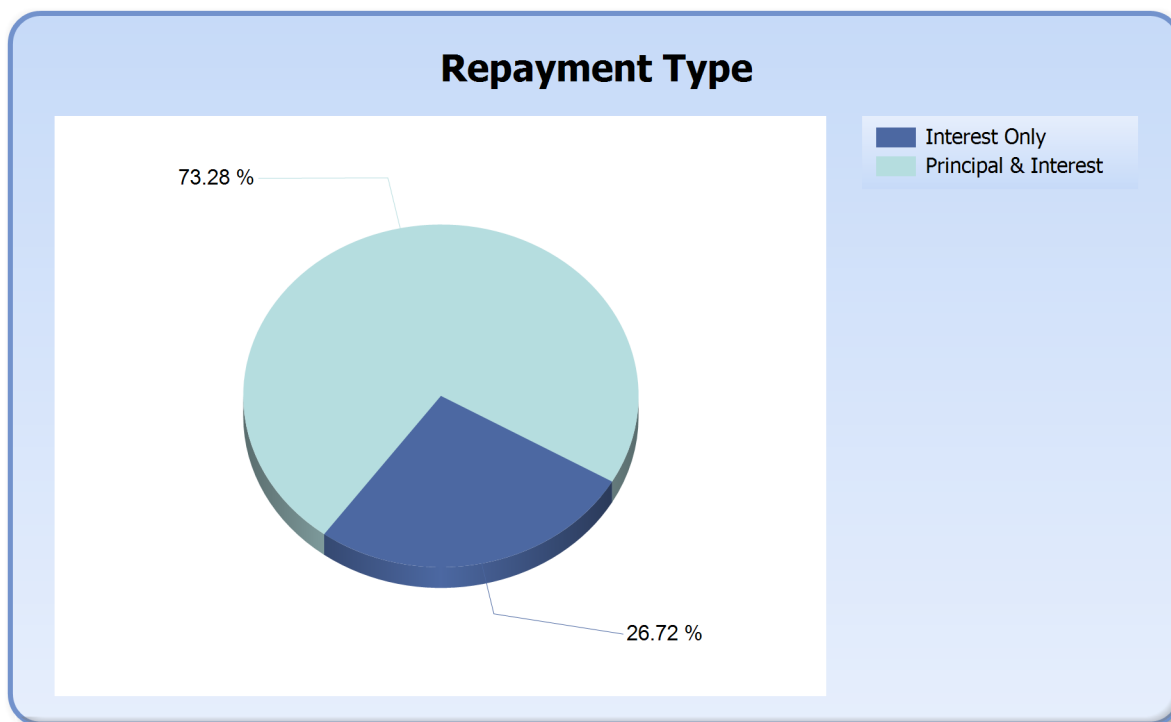
Interest Type	Current Balance	Current Balance %
Fixed Rate	\$50,234,312.88	5.76%
Variable Rate	\$821,932,947.16	94.24%
<b>Total</b>	<b>\$872,167,260.04</b>	<b>100.00%</b>



# IDOL Trust 2013-2

## General Collateral Report

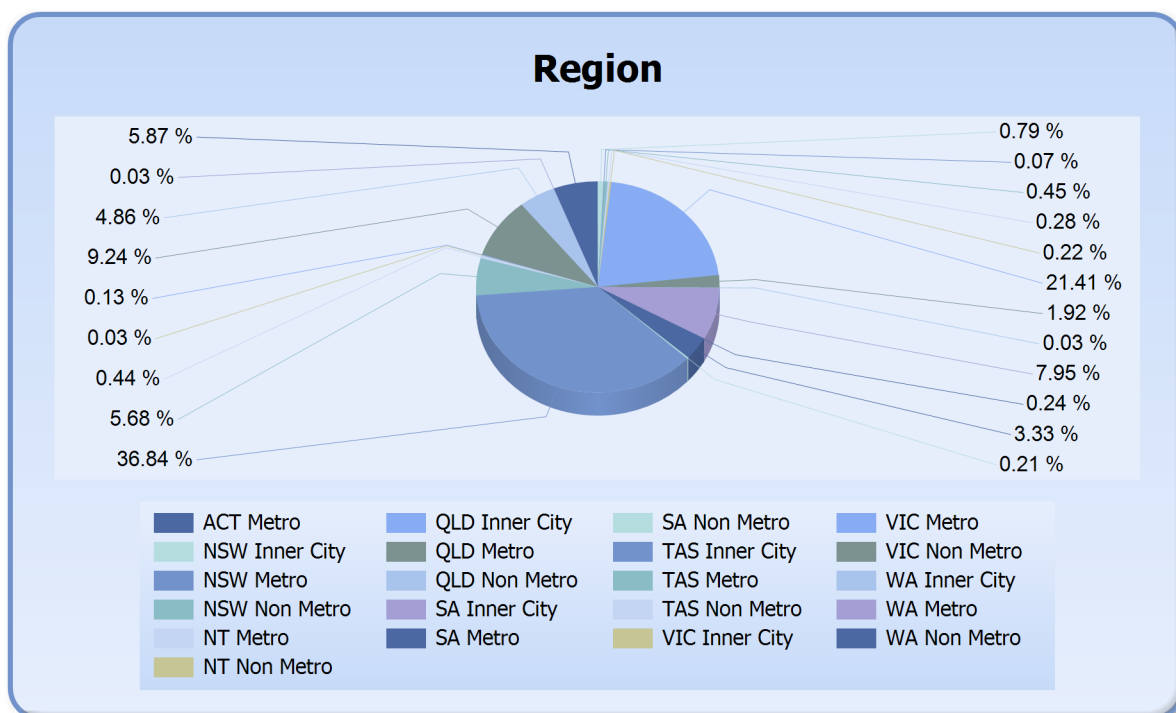
Repayment Type	Current Balance	Current Balance %
Interest Only	\$233,079,359.43	26.72%
Principal & Interest	\$639,087,900.61	73.28%
<b>Total</b>	<b>\$872,167,260.04</b>	<b>100.00%</b>



# IDOL Trust 2013-2

## General Collateral Report

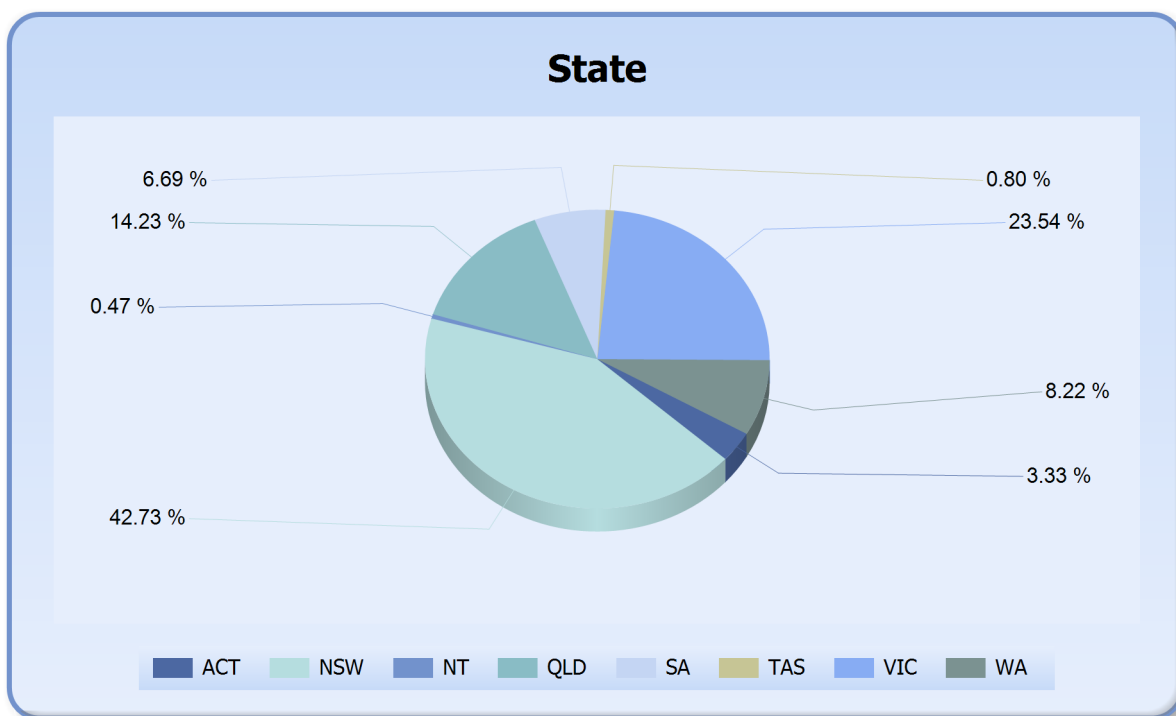
Region	Current Balance	Current Balance %
ACT Metro	\$29,028,125.43	3.33%
NSW Inner City	\$1,833,970.47	0.21%
NSW Metro	\$321,284,747.36	36.84%
NSW Non Metro	\$49,519,807.66	5.68%
NT Metro	\$3,799,155.99	0.44%
NT Non Metro	\$269,192.33	0.03%
QLD Inner City	\$1,093,919.07	0.13%
QLD Metro	\$80,590,576.20	9.24%
QLD Non Metro	\$42,389,399.61	4.86%
SA Inner City	\$246,488.85	0.03%
SA Metro	\$51,157,235.51	5.87%
SA Non Metro	\$6,925,692.88	0.79%
TAS Inner City	\$631,148.63	0.07%
TAS Metro	\$3,938,110.95	0.45%
TAS Non Metro	\$2,408,397.93	0.28%
VIC Inner City	\$1,927,161.76	0.22%
VIC Metro	\$186,695,989.81	21.41%
VIC Non Metro	\$16,712,002.81	1.92%
WA Inner City	\$289,475.60	0.03%
WA Metro	\$69,374,395.76	7.95%
WA Non Metro	\$2,052,265.43	0.24%
<b>Total</b>	<b>\$872,167,260.04</b>	<b>100.00%</b>



# IDOL Trust 2013-2

## General Collateral Report

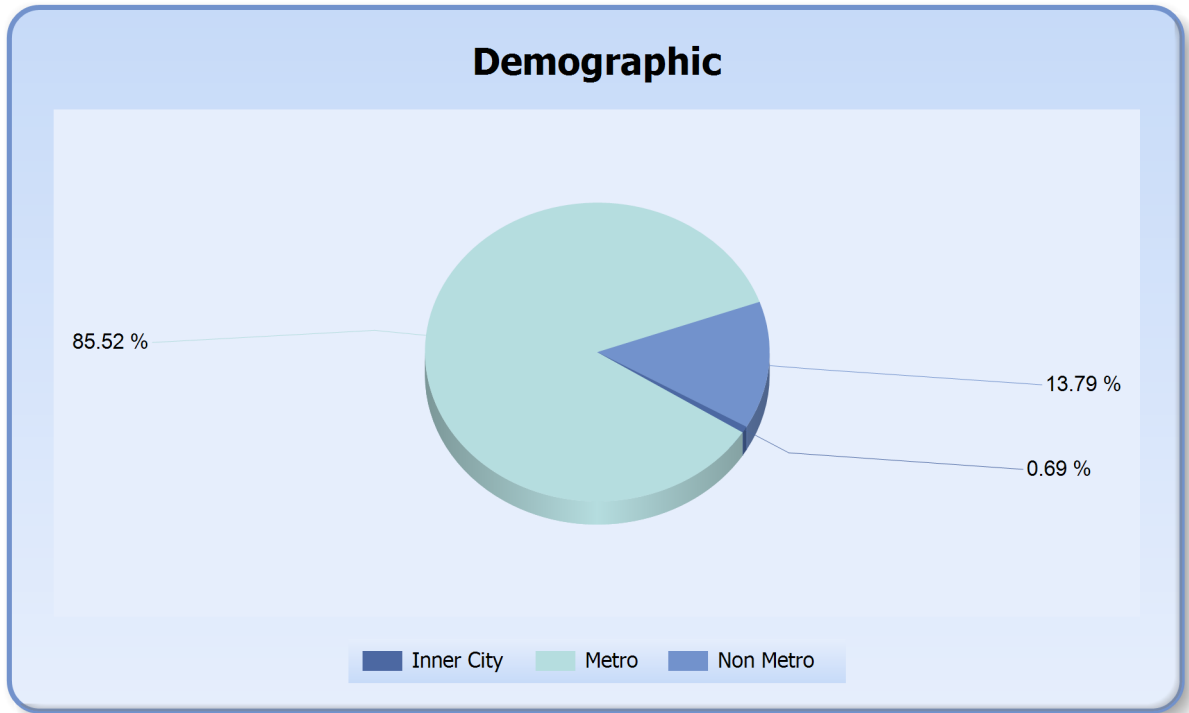
State	Current Balance	Current Balance %
ACT	\$29,028,125.43	3.33%
NSW	\$372,638,525.49	42.73%
NT	\$4,068,348.32	0.47%
QLD	\$124,073,894.88	14.23%
SA	\$58,329,417.24	6.69%
TAS	\$6,977,657.51	0.80%
VIC	\$205,335,154.38	23.54%
WA	\$71,716,136.79	8.22%
<b>Total</b>	<b>\$872,167,260.04</b>	<b>100.00%</b>



# IDOL Trust 2013-2

## General Collateral Report

Demographic	Current Balance	Current Balance %
Inner City	\$6,022,164.38	0.69%
Metro	\$745,868,337.01	85.52%
Non Metro	\$120,276,758.65	13.79%
<b>Total</b>	<b>\$872,167,260.04</b>	<b>100.00%</b>



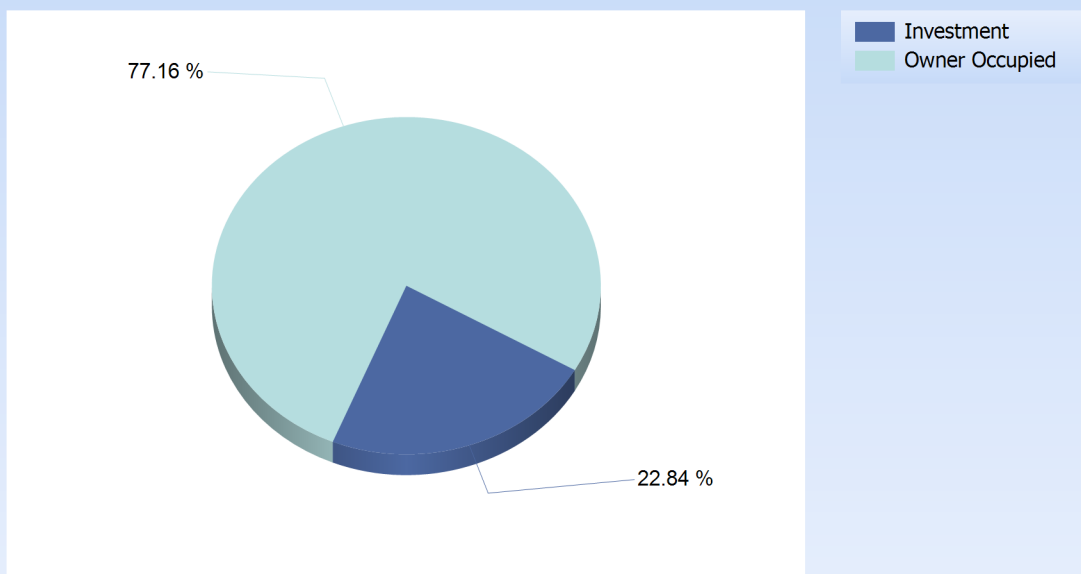


# IDOL Trust 2013-2

## General Collateral Report

Occupancy Type	Current Balance	Current Balance %
Investment	\$199,231,286.35	22.84%
Owner Occupied	\$672,935,973.69	77.16%
<b>Total</b>	<b>\$872,167,260.04</b>	<b>100.00%</b>

### Occupancy



# IDOL Trust 2013-2

## General Collateral Report

Document Type	Current Balance	Current Balance %
Full Doc	\$872,167,260.04	100%
<b>Total</b>	<b>\$872,167,260.04</b>	<b>100%</b>

