

IDOL Trust 2013-2

General Collateral Report

Monthly Analysis Details:

Date of Pool Cut:	28 Feb 2014
Number of Loans:	2,849
Total Current Balance:	\$855,208,628.69
Total Original Balance:	\$1,022,000,527.88
Total Current Variable Balance:	\$805,300,939.46
Total Current Fixed Balance:	\$49,907,689.23
Fixed Rate Balance as % of Total:	5.84%
Maximum Current Loan Balance:	\$960,167.42
Maximum Original Loan Balance:	\$1,800,000.00
Maximum Current LVR:	93.63%
Average Current Loan Balance:	\$300,178.53
Average Original Loan Balance:	\$358,722.54
Weighted Average Current LVR:	65.30%

	Full Doc	Lo Doc	Total
Balance % Uninsured	44.93%	0.00%	44.93%
% Insured Loans Covered by Genworth	10.75%	0.00%	10.75%
% Insured Loans Covered by PMI	2.78%	0.00%	2.78%
% Insured Loans Covered by QBE	0.14%	0.00%	0.14%
	41.40%	0.00%	41.40%
Total	100.00%	0.00%	100.00%

Weighted Average Borrower Interest Rate:	5.11%
Weighted Average Variable Borrower Interest Rate:	5.08%
Weighted Average Fixed Borrower Interest Rate:	5.56%

IDOL Trust 2013-2

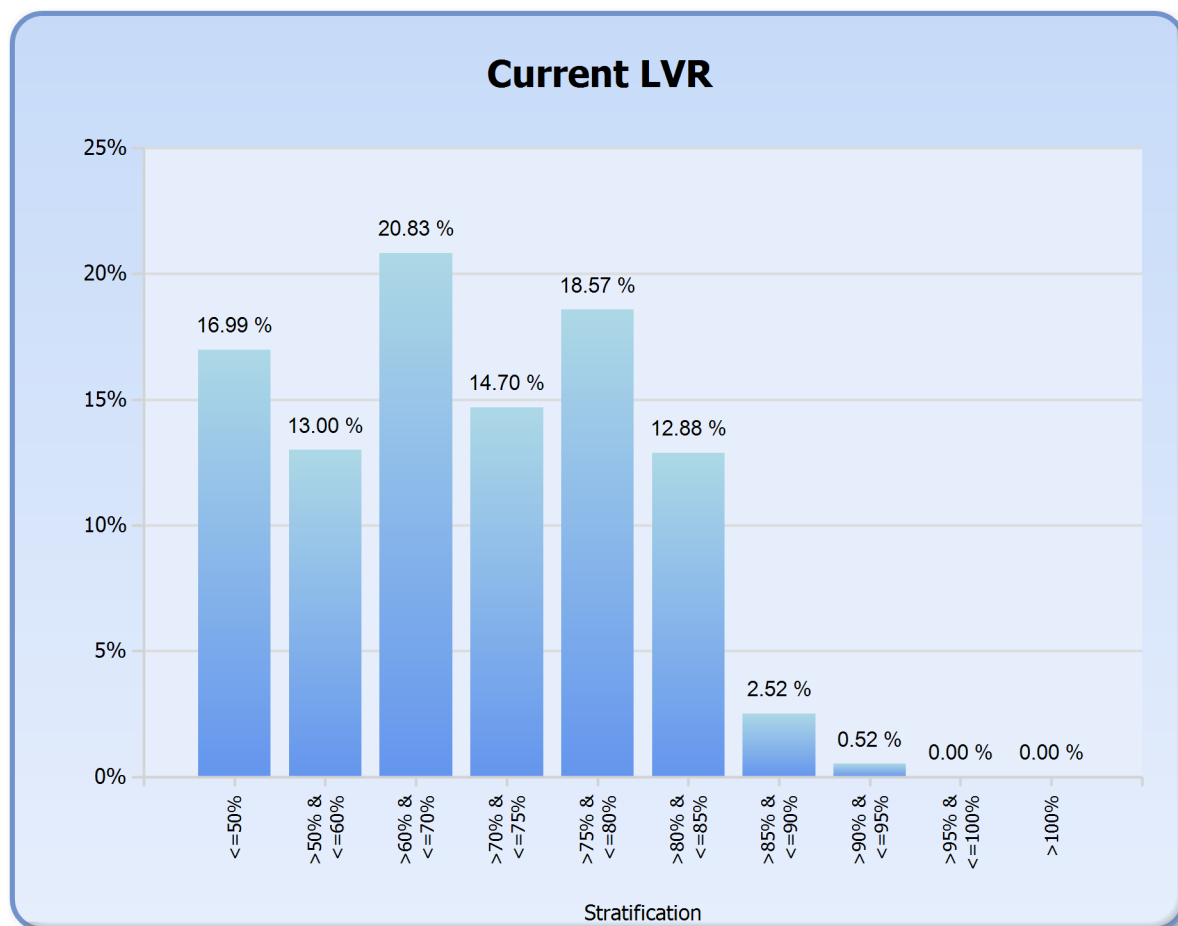
General Collateral Report

	Months	Years
Maximum Remaining Term:	349.80	29.15
Weighted Average Remaining Term:	308.65	25.72
Maximum Original Term:	360.00	30.00
Weighted Average Original Term:	355.05	29.59
Weighted Average Seasoning:	46.27	3.86
Investment Properties as % of Total:		22.83%
Arrears Distribution:		Balance
<= 30 days:		\$854,983,038.14
31 - 60 days:		\$225,590.55
61 - 90 days:		\$0.00
91+ days:		\$0.00

IDOL Trust 2013-2

General Collateral Report

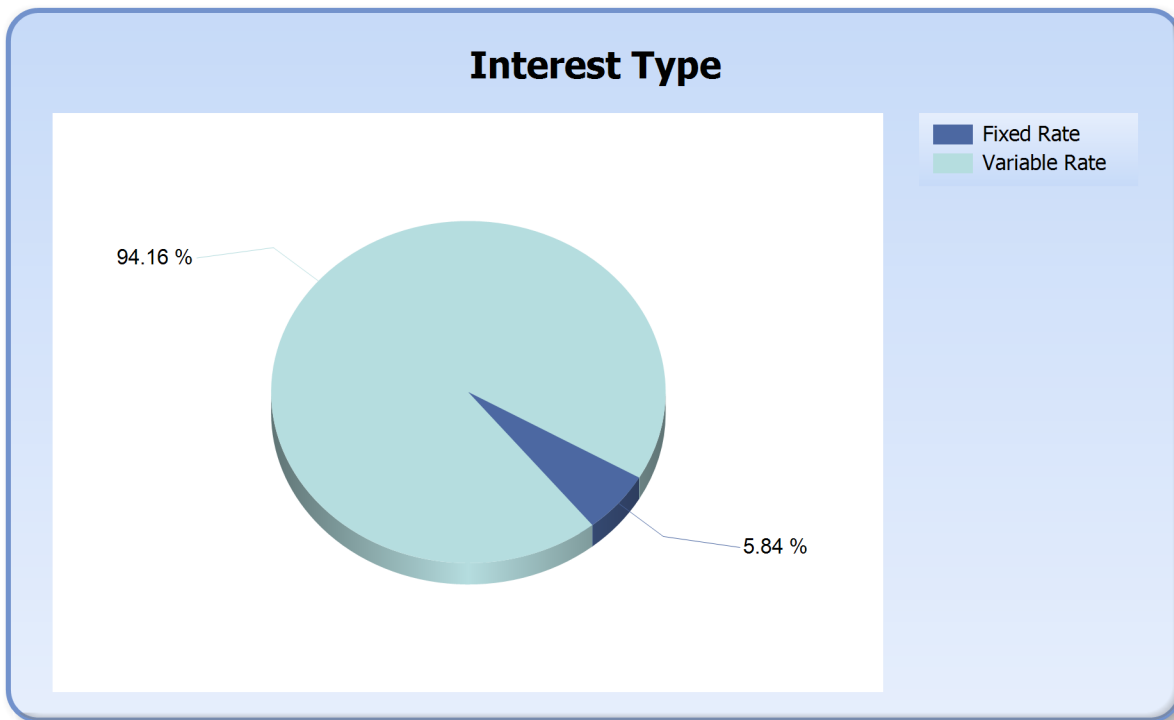
Current LVR	Current Balance	Current Balance %
<=50%	\$145,299,646.16	16.99%
>50% & <=60%	\$111,160,713.88	13.00%
>60% & <=70%	\$178,103,622.60	20.83%
>70% & <=75%	\$125,696,619.81	14.70%
>75% & <=80%	\$158,838,471.96	18.57%
>80% & <=85%	\$110,151,482.60	12.88%
>85% & <=90%	\$21,534,308.22	2.52%
>90% & <=95%	\$4,423,763.46	0.52%
>95% & <=100%	\$0.00	0.00%
>100%	\$0.00	0.00%
Total	\$855,208,628.69	100.00%



IDOL Trust 2013-2

General Collateral Report

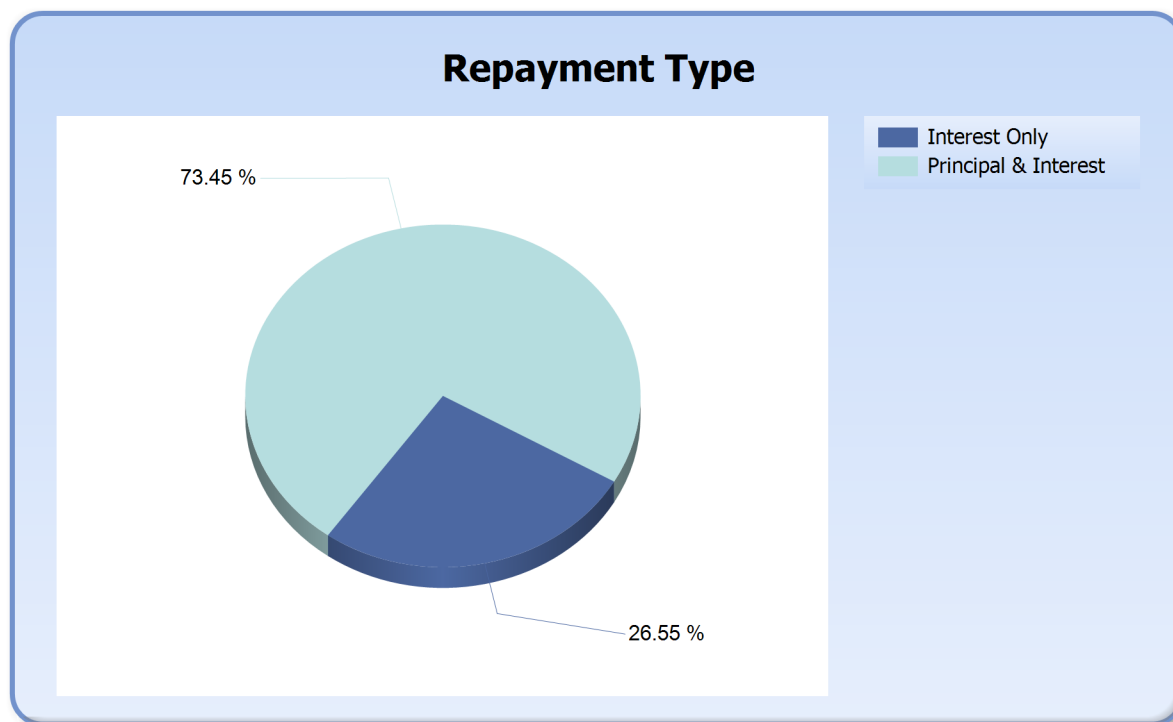
Interest Type	Current Balance	Current Balance %
Fixed Rate	\$49,907,689.23	5.84%
Variable Rate	\$805,300,939.46	94.16%
Total	\$855,208,628.69	100.00%



IDOL Trust 2013-2

General Collateral Report

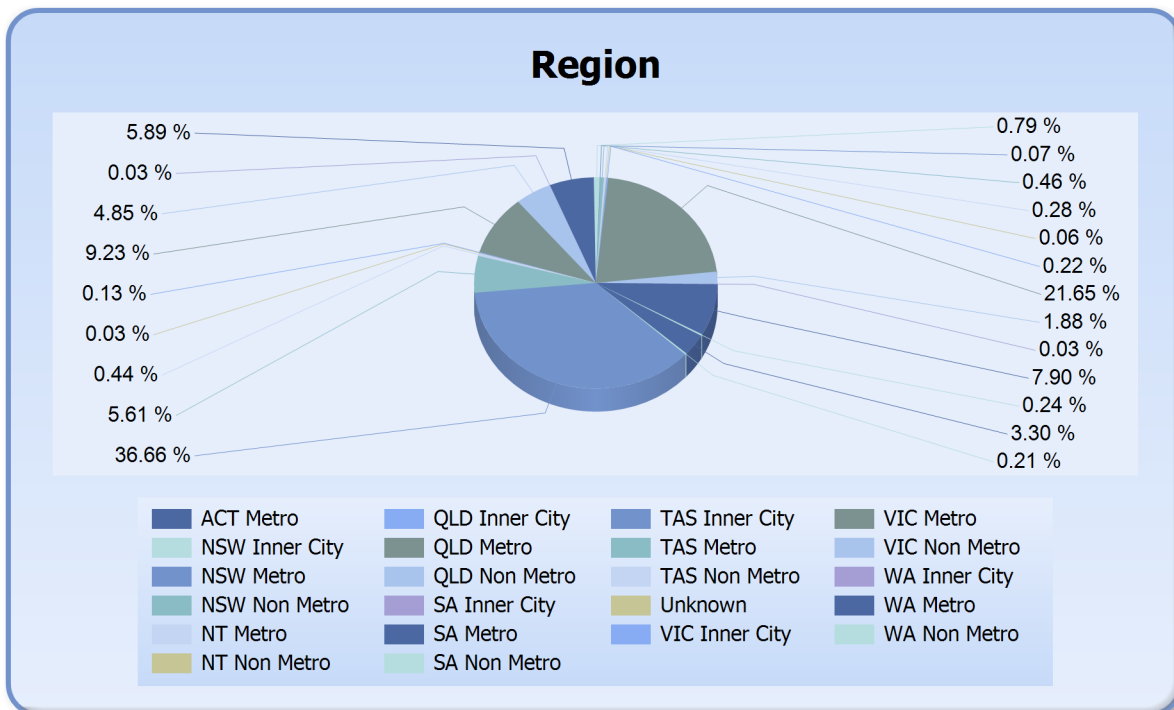
Repayment Type	Current Balance	Current Balance %
Interest Only	\$227,034,260.66	26.55%
Principal & Interest	\$628,174,368.03	73.45%
Total	\$855,208,628.69	100.00%



IDOL Trust 2013-2

General Collateral Report

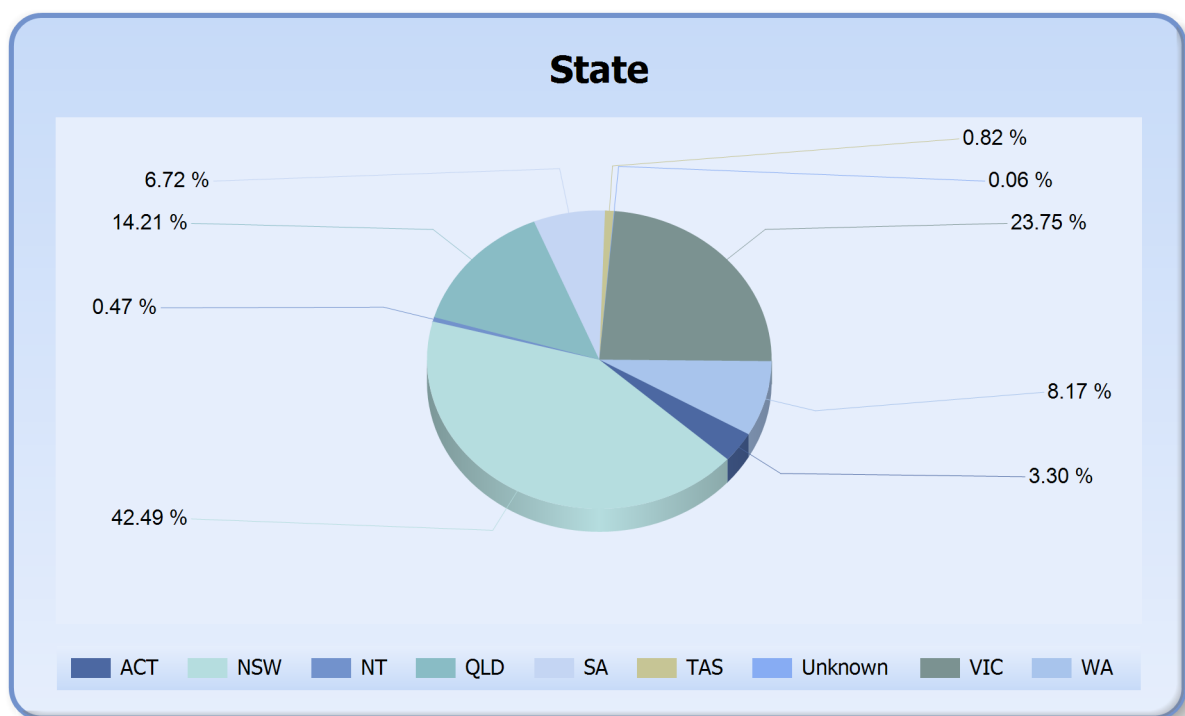
Region	Current Balance	Current Balance %
ACT Metro	\$28,263,428.37	3.30%
NSW Inner City	\$1,833,061.72	0.21%
NSW Metro	\$313,530,908.97	36.66%
NSW Non Metro	\$47,971,791.36	5.61%
NT Metro	\$3,791,767.06	0.44%
NT Non Metro	\$268,595.13	0.03%
QLD Inner City	\$1,092,967.41	0.13%
QLD Metro	\$78,970,722.77	9.23%
QLD Non Metro	\$41,485,810.60	4.85%
SA Inner City	\$246,543.96	0.03%
SA Metro	\$50,401,731.55	5.89%
SA Non Metro	\$6,794,605.68	0.79%
TAS Inner City	\$622,478.81	0.07%
TAS Metro	\$3,942,837.81	0.46%
TAS Non Metro	\$2,414,162.30	0.28%
Unknown	\$552,101.15	0.06%
VIC Inner City	\$1,920,631.14	0.22%
VIC Metro	\$185,122,328.05	21.65%
VIC Non Metro	\$16,095,138.75	1.88%
WA Inner City	\$286,970.06	0.03%
WA Metro	\$67,562,441.29	7.90%
WA Non Metro	\$2,037,604.75	0.24%
Total	\$855,208,628.69	100.00%



IDOL Trust 2013-2

General Collateral Report

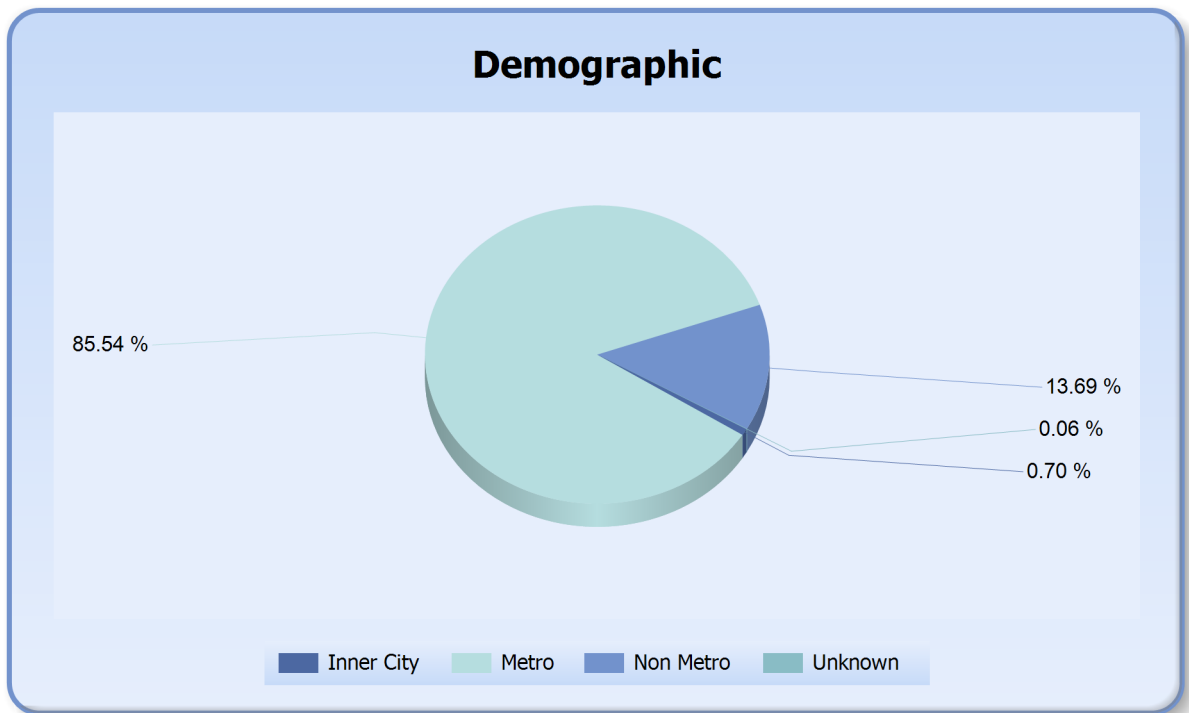
State	Current Balance	Current Balance %
ACT	\$28,263,428.37	3.30%
NSW	\$363,335,762.05	42.49%
NT	\$4,060,362.19	0.47%
QLD	\$121,549,500.78	14.21%
SA	\$57,442,881.19	6.72%
TAS	\$6,979,478.92	0.82%
Unknown	\$552,101.15	0.06%
VIC	\$203,138,097.94	23.75%
WA	\$69,887,016.10	8.17%
Total	\$855,208,628.69	100.00%



IDOL Trust 2013-2

General Collateral Report

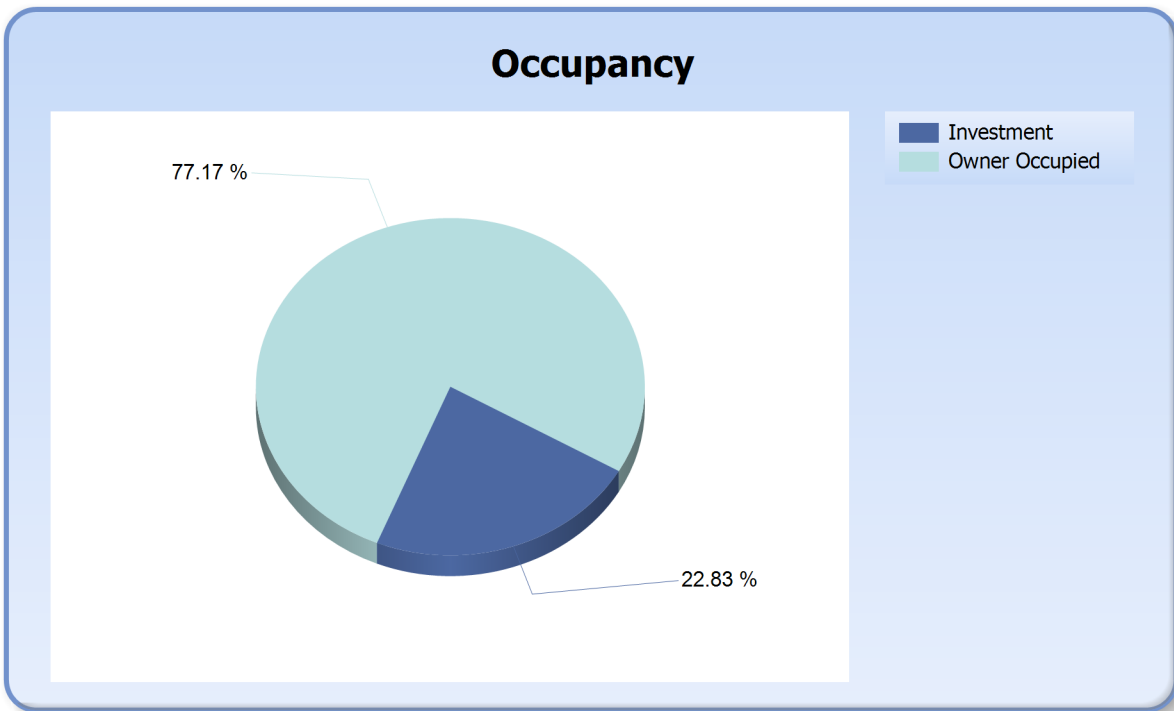
Demographic	Current Balance	Current Balance %
Inner City	\$6,002,653.10	0.70%
Metro	\$731,586,165.87	85.54%
Non Metro	\$117,067,708.57	13.69%
Unknown	\$552,101.15	0.06%
Total	\$855,208,628.69	100.00%



IDOL Trust 2013-2

General Collateral Report

Occupancy Type	Current Balance	Current Balance %
Investment	\$195,213,060.36	22.83%
Owner Occupied	\$659,995,568.33	77.17%
Total	\$855,208,628.69	100.00%



IDOL Trust 2013-2

General Collateral Report

Document Type	Current Balance	Current Balance %
Full Doc	\$855,208,628.69	100%
Total	\$855,208,628.69	100%

