

# IDOL Trust 2013-1

## General Collateral Report

### Monthly Analysis Details:

<b>Date of Pool Cut:</b>	<b>30 Jun 2014</b>
<b>Number of Loans:</b>	<b>3,497</b>
<b>Total Current Balance:</b>	<b>\$645,990,493.45</b>
<b>Total Original Balance:</b>	<b>\$858,826,052.96</b>
<b>Total Current Variable Balance:</b>	<b>\$469,271,796.58</b>
<b>Total Current Fixed Balance:</b>	<b>\$176,718,696.87</b>
<b>Fixed Rate Balance as % of Total:</b>	<b>27.36%</b>
<b>Maximum Current Loan Balance:</b>	<b>\$1,033,464.00</b>
<b>Maximum Original Loan Balance:</b>	<b>\$1,400,000.00</b>
<b>Maximum Current LVR:</b>	<b>92.05%</b>
<b>Average Current Loan Balance:</b>	<b>\$184,727.05</b>
<b>Average Original Loan Balance:</b>	<b>\$245,589.38</b>
<b>Weighted Average Current LVR:</b>	<b>60.74%</b>

	<b>Full Doc</b>	<b>Lo Doc</b>	<b>Total</b>
% Insured Loans Covered by Genworth	97.60%	0.00%	97.60%
% Insured Loans Covered by QBE	2.40%	0.00%	2.40%
<b>Total</b>	<b>100.00%</b>	<b>0.00%</b>	<b>100.00%</b>

<b>Weighted Average Borrower Interest Rate:</b>	<b>5.35%</b>
<b>Weighted Average Variable Borrower Interest Rate:</b>	<b>5.17%</b>
<b>Weighted Average Fixed Borrower Interest Rate:</b>	<b>5.84%</b>

# IDOL Trust 2013-1

---

## General Collateral Report

	<b>Months</b>	<b>Years</b>
<b>Maximum Remaining Term:</b>	340.90	28.41
<b>Weighted Average Remaining Term:</b>	291.10	24.26
<b>Maximum Original Term:</b>	360.00	30.00
<b>Weighted Average Original Term:</b>	352.21	29.35
<b>Weighted Average Seasoning:</b>	61.25	5.10

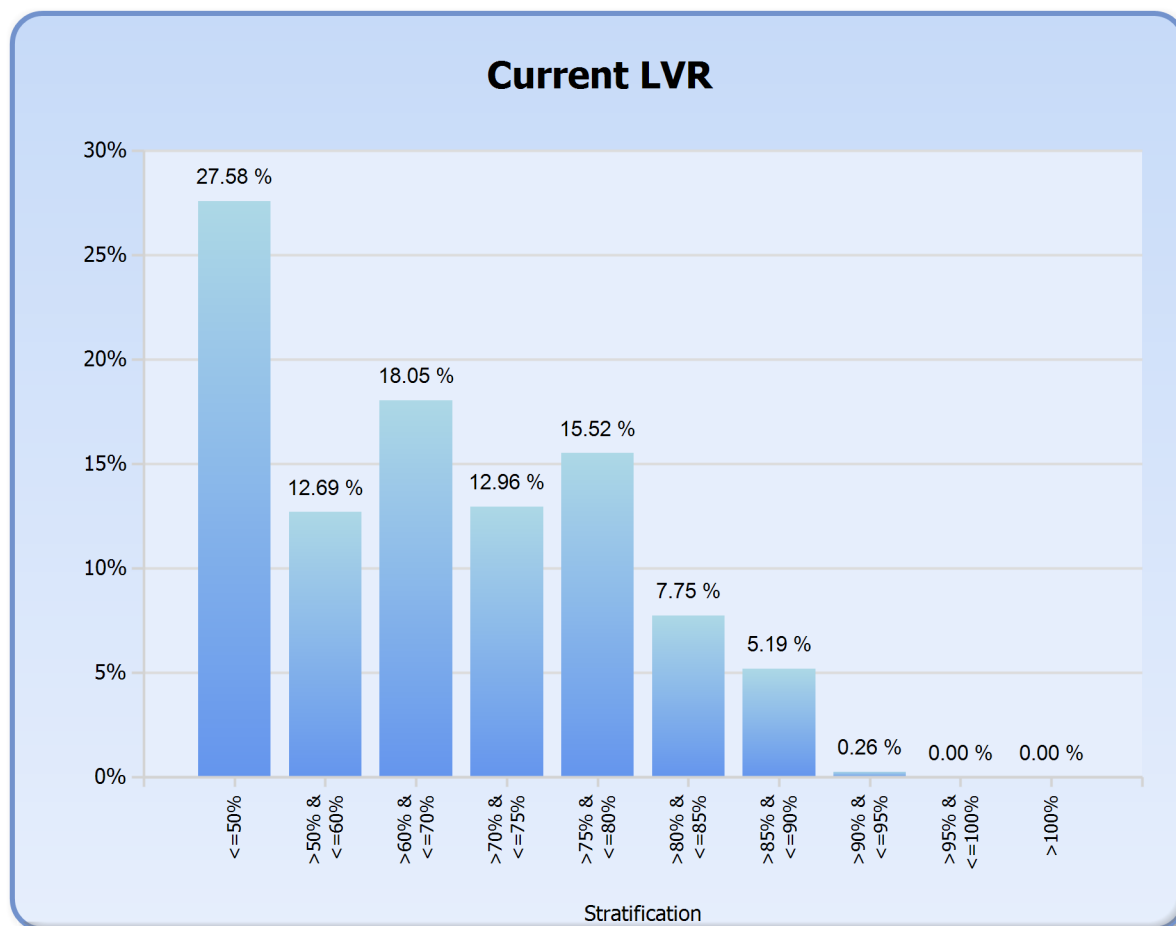
**Investment Properties as % of Total:** 17.21%

<b>Arrears Distribution:</b>	<b>Balance</b>
<= 30 days:	\$644,596,098.62
31 - 60 days:	\$544,407.22
61 - 90 days:	\$0.00
91+ days:	\$849,987.61

# IDOL Trust 2013-1

## General Collateral Report

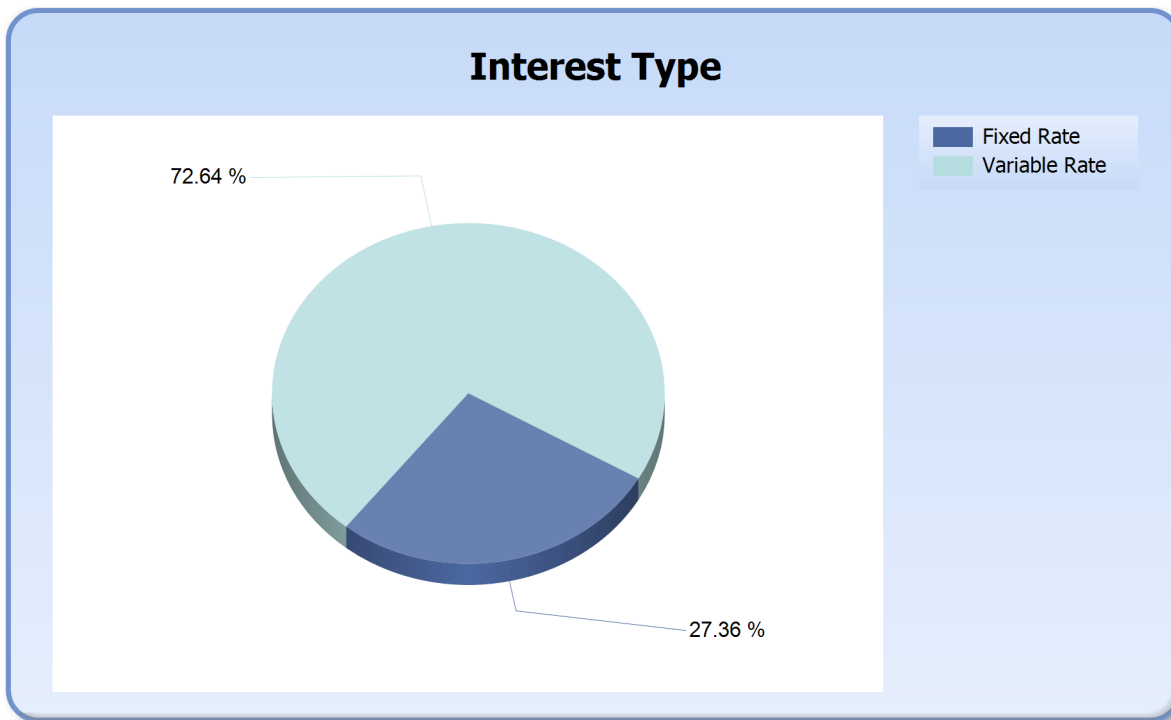
Current LVR	Current Balance	Current Balance %
<=50%	\$178,168,500.93	27.58%
>50% & <=60%	\$81,990,291.54	12.69%
>60% & <=70%	\$116,604,351.16	18.05%
>70% & <=75%	\$83,728,982.24	12.96%
>75% & <=80%	\$100,250,578.88	15.52%
>80% & <=85%	\$50,060,525.43	7.75%
>85% & <=90%	\$33,503,277.21	5.19%
>90% & <=95%	\$1,683,986.06	0.26%
>95% & <=100%	\$0.00	0.00%
>100%	\$0.00	0.00%
<b>Total</b>	<b>\$645,990,493.45</b>	<b>100.00%</b>



# IDOL Trust 2013-1

## General Collateral Report

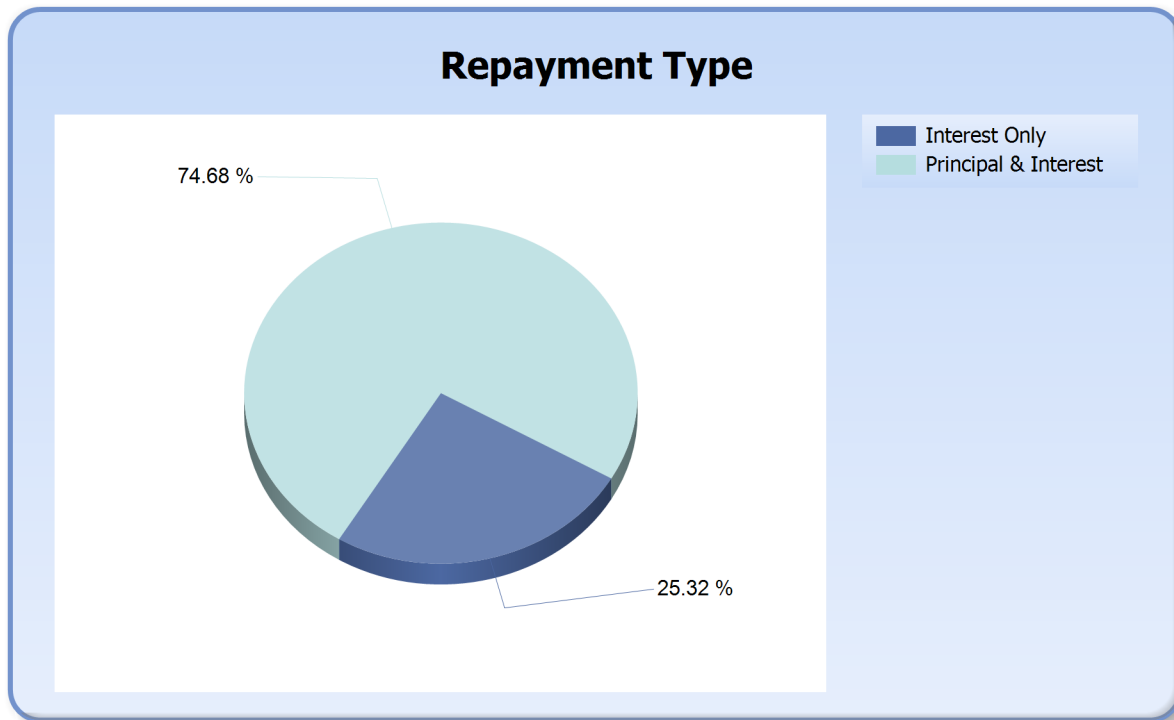
Interest Type	Current Balance	Current Balance %
FIXED RATE	\$176,718,696.87	27.36%
VARIABLE RATE	\$469,271,796.58	72.64%
<b>Total</b>	<b>\$645,990,493.45</b>	<b>100.00%</b>



# IDOL Trust 2013-1

## General Collateral Report

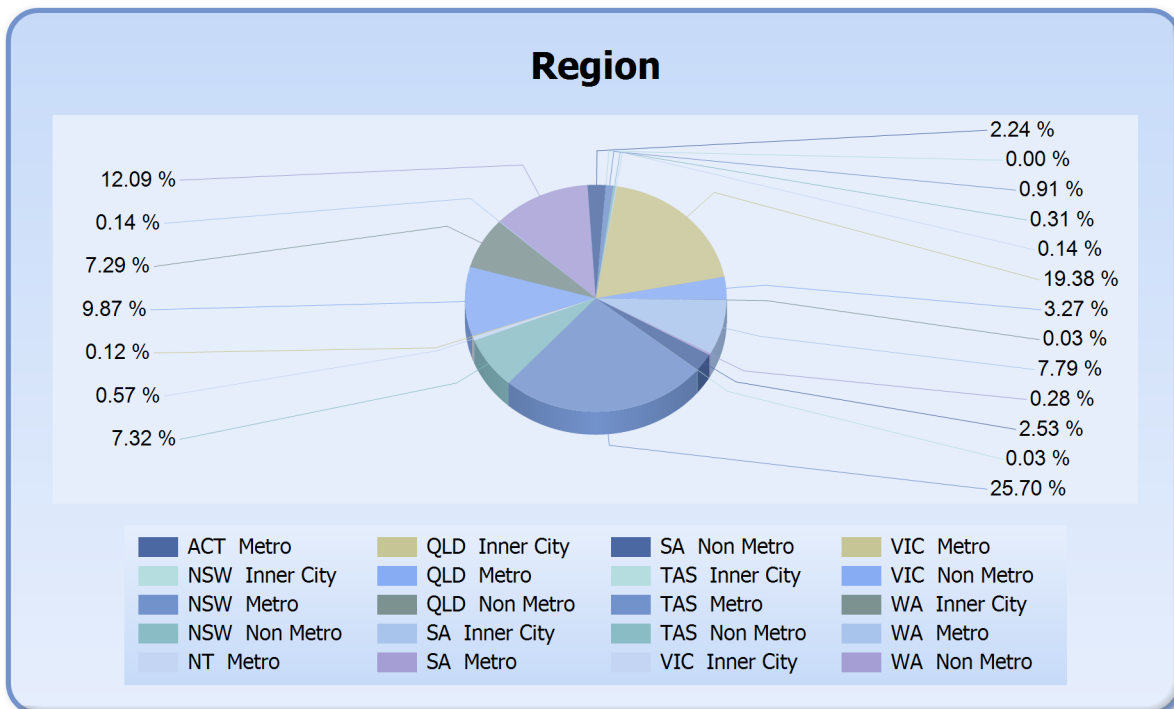
Repayment Type	Current Balance	Current Balance %
Interest Only	\$163,565,708.95	25.32%
Principal & Interest	\$482,424,784.50	74.68%
<b>Total</b>	<b>\$645,990,493.45</b>	<b>100.00%</b>



# IDOL Trust 2013-1

## General Collateral Report

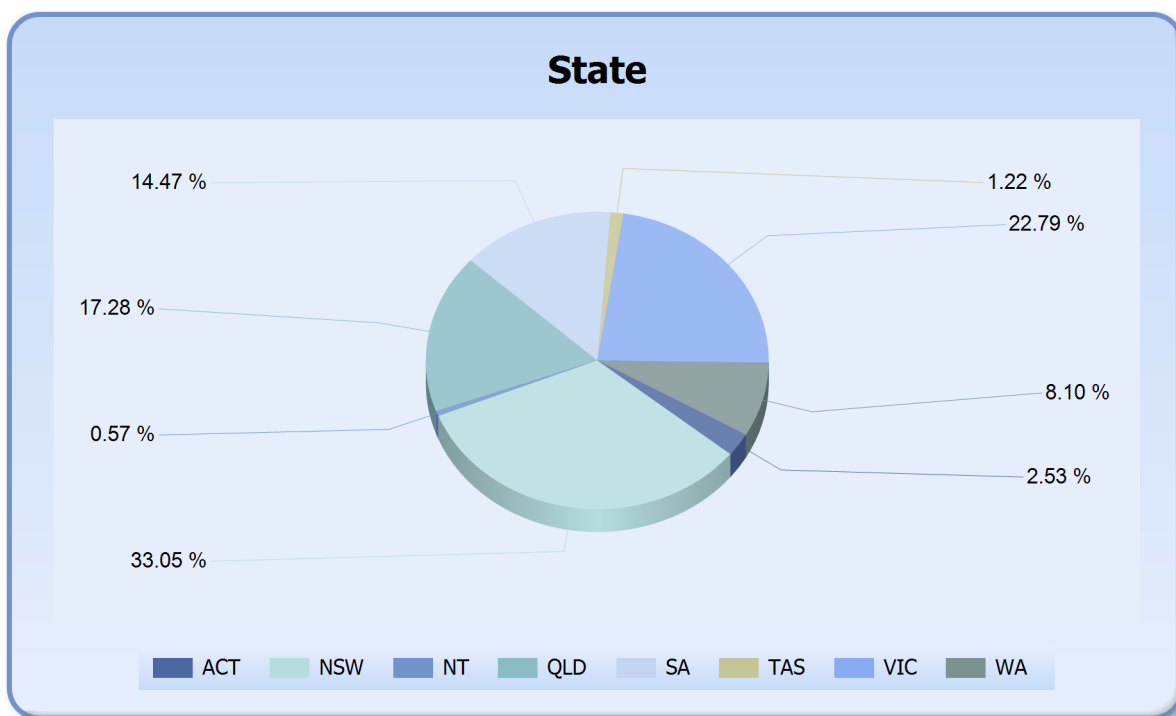
Region	Current Balance	Current Balance %
ACT Metro	\$16,317,737.30	2.53%
NSW Inner City	\$183,668.86	0.03%
NSW Metro	\$166,031,261.07	25.70%
NSW Non Metro	\$47,281,750.88	7.32%
NT Metro	\$3,655,024.96	0.57%
QLD Inner City	\$766,557.71	0.12%
QLD Metro	\$63,785,513.06	9.87%
QLD Non Metro	\$47,075,347.78	7.29%
SA Inner City	\$921,501.85	0.14%
SA Metro	\$78,095,552.07	12.09%
SA Non Metro	\$14,476,528.53	2.24%
TAS Inner City	\$2,303.26	0.00%
TAS Metro	\$5,858,238.42	0.91%
TAS Non Metro	\$2,002,419.42	0.31%
VIC Inner City	\$872,777.56	0.14%
VIC Metro	\$125,219,793.33	19.38%
VIC Non Metro	\$21,124,101.38	3.27%
WA Inner City	\$203,289.91	0.03%
WA Metro	\$50,322,130.66	7.79%
WA Non Metro	\$1,794,995.44	0.28%
<b>Total</b>	<b>\$645,990,493.45</b>	<b>100.00%</b>



# IDOL Trust 2013-1

## General Collateral Report

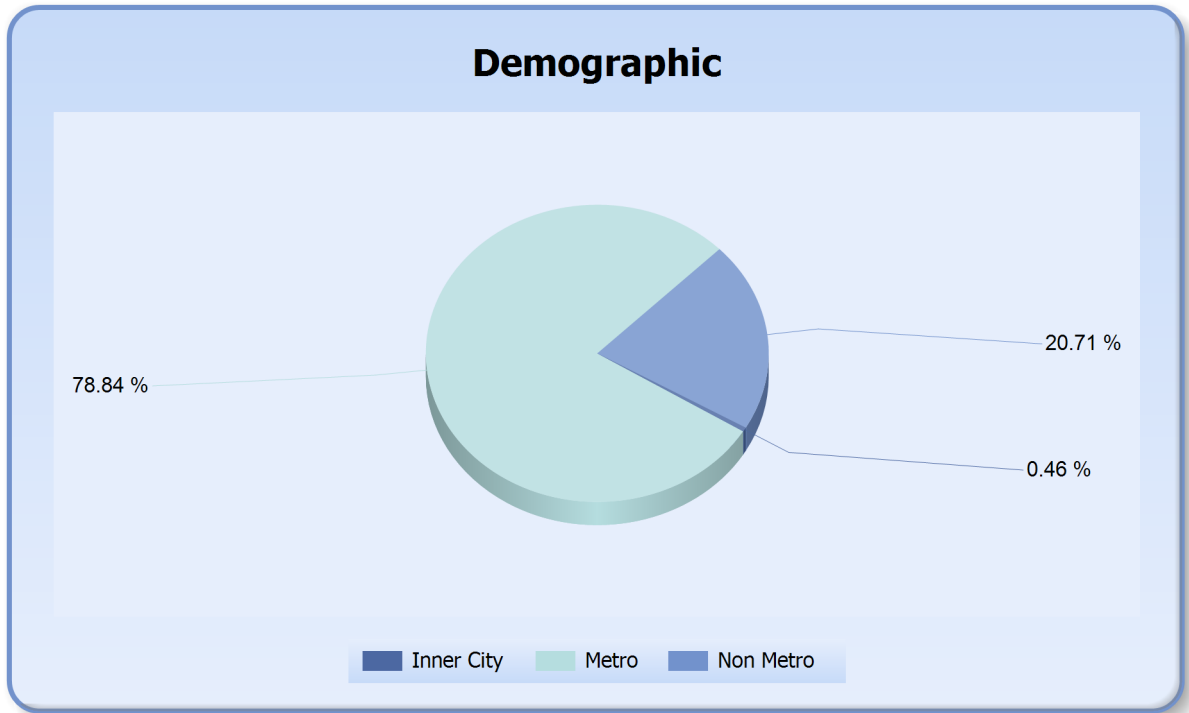
State	Current Balance	Current Balance %
ACT	\$16,317,737.30	2.53%
NSW	\$213,496,680.81	33.05%
NT	\$3,655,024.96	0.57%
QLD	\$111,627,418.55	17.28%
SA	\$93,493,582.45	14.47%
TAS	\$7,862,961.10	1.22%
VIC	\$147,216,672.27	22.79%
WA	\$52,320,416.01	8.10%
<b>Total</b>	<b>\$645,990,493.45</b>	<b>100.00%</b>



# IDOL Trust 2013-1

## General Collateral Report

Demographic	Current Balance	Current Balance %
Inner City	\$2,950,099.15	0.46%
Metro	\$509,285,250.87	78.84%
Non Metro	\$133,755,143.43	20.71%
<b>Total</b>	<b>\$645,990,493.45</b>	<b>100.00%</b>



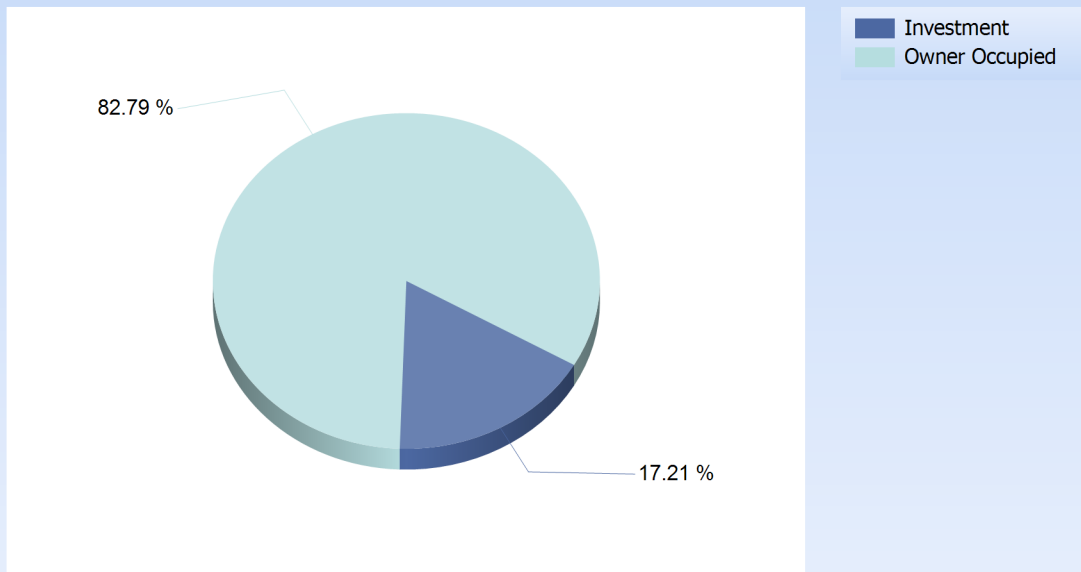


# IDOL Trust 2013-1

## General Collateral Report

Occupancy Type	Current Balance	Current Balance %
Investment	\$111,182,882.31	17.21%
Owner Occupied	\$534,807,611.14	82.79%
<b>Total</b>	<b>\$645,990,493.45</b>	<b>100.00%</b>

### Occupancy



# IDOL Trust 2013-1

## General Collateral Report

Document Type	Current Balance	Current Balance %
Full Doc	\$645,990,493.45	100.00%
<b>Total</b>	<b>\$645,990,493.45</b>	<b>100.00%</b>

