

# IDOL Trust 2013-1

## General Collateral Report

### Monthly Analysis Details:

<b>Date of Pool Cut:</b>	<b>31 Jul 2014</b>
<b>Number of Loans:</b>	<b>3,430</b>
<b>Total Current Balance:</b>	<b>\$627,357,803.00</b>
<b>Total Original Balance:</b>	<b>\$839,062,054.96</b>
<b>Total Current Variable Balance:</b>	<b>\$456,944,693.25</b>
<b>Total Current Fixed Balance:</b>	<b>\$170,413,109.75</b>
<b>Fixed Rate Balance as % of Total:</b>	<b>27.16%</b>
<b>Maximum Current Loan Balance:</b>	<b>\$1,024,569.94</b>
<b>Maximum Original Loan Balance:</b>	<b>\$1,400,000.00</b>
<b>Maximum Current LVR:</b>	<b>92.39%</b>
<b>Average Current Loan Balance:</b>	<b>\$182,903.15</b>
<b>Average Original Loan Balance:</b>	<b>\$244,624.51</b>
<b>Weighted Average Current LVR:</b>	<b>60.50%</b>

	<b>Full Doc</b>	<b>Lo Doc</b>	<b>Total</b>
% Insured Loans Covered by Genworth	97.58%	0.00%	97.58%
% Insured Loans Covered by QBE	2.42%	0.00%	2.42%
<b>Total</b>	<b>100.00%</b>	<b>0.00%</b>	<b>100.00%</b>

<b>Weighted Average Borrower Interest Rate:</b>	<b>5.34%</b>
<b>Weighted Average Variable Borrower Interest Rate:</b>	<b>5.17%</b>
<b>Weighted Average Fixed Borrower Interest Rate:</b>	<b>5.81%</b>

# IDOL Trust 2013-1

---

## General Collateral Report

	<b>Months</b>	<b>Years</b>
<b>Maximum Remaining Term:</b>	339.90	28.32
<b>Weighted Average Remaining Term:</b>	290.16	24.18
<b>Maximum Original Term:</b>	360.00	30.00
<b>Weighted Average Original Term:</b>	352.31	29.36
<b>Weighted Average Seasoning:</b>	62.28	5.19

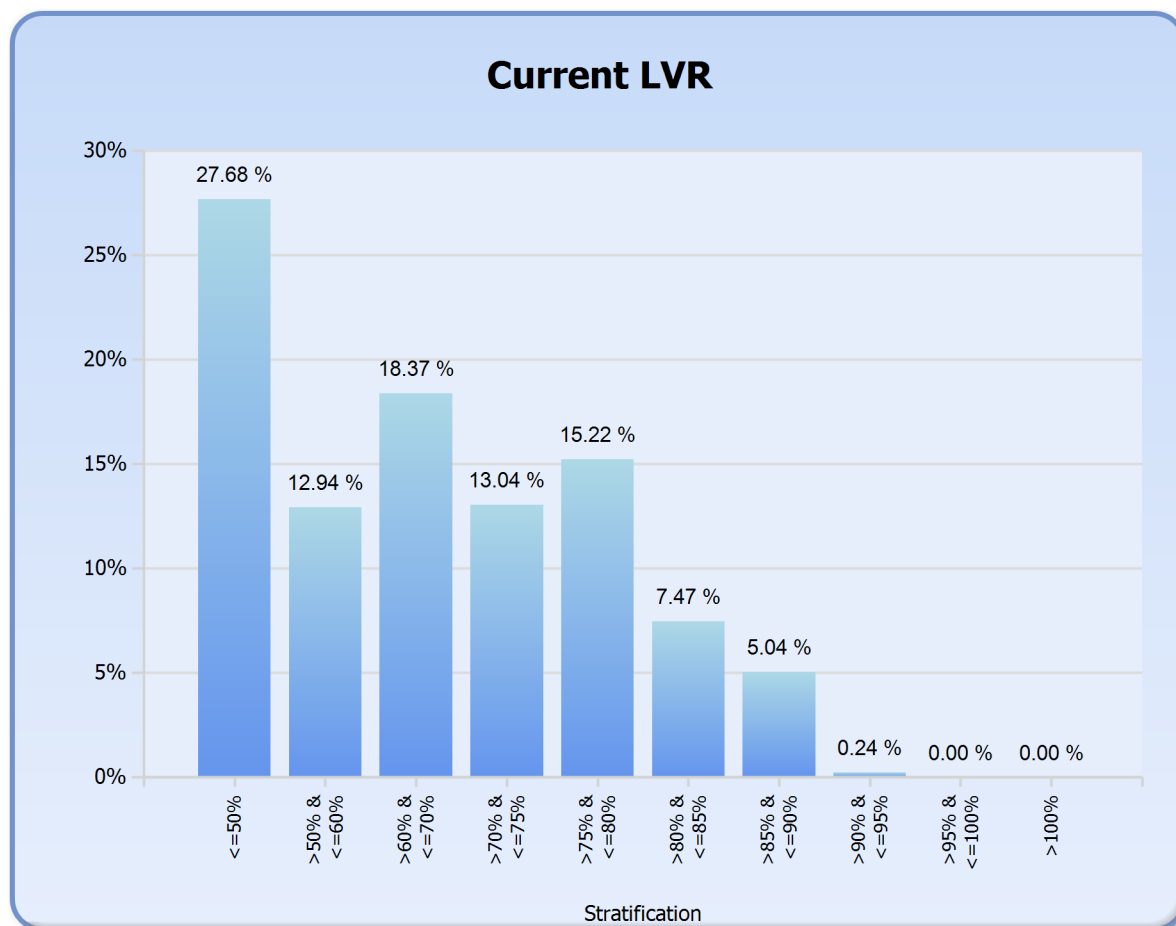
**Investment Properties as % of Total:** 17.23%

<b>Arrears Distribution:</b>	<b>Balance</b>
<= 30 days:	\$625,946,491.72
31 - 60 days:	\$876,458.89
61 - 90 days:	\$0.00
91+ days:	\$534,852.39

# IDOL Trust 2013-1

## General Collateral Report

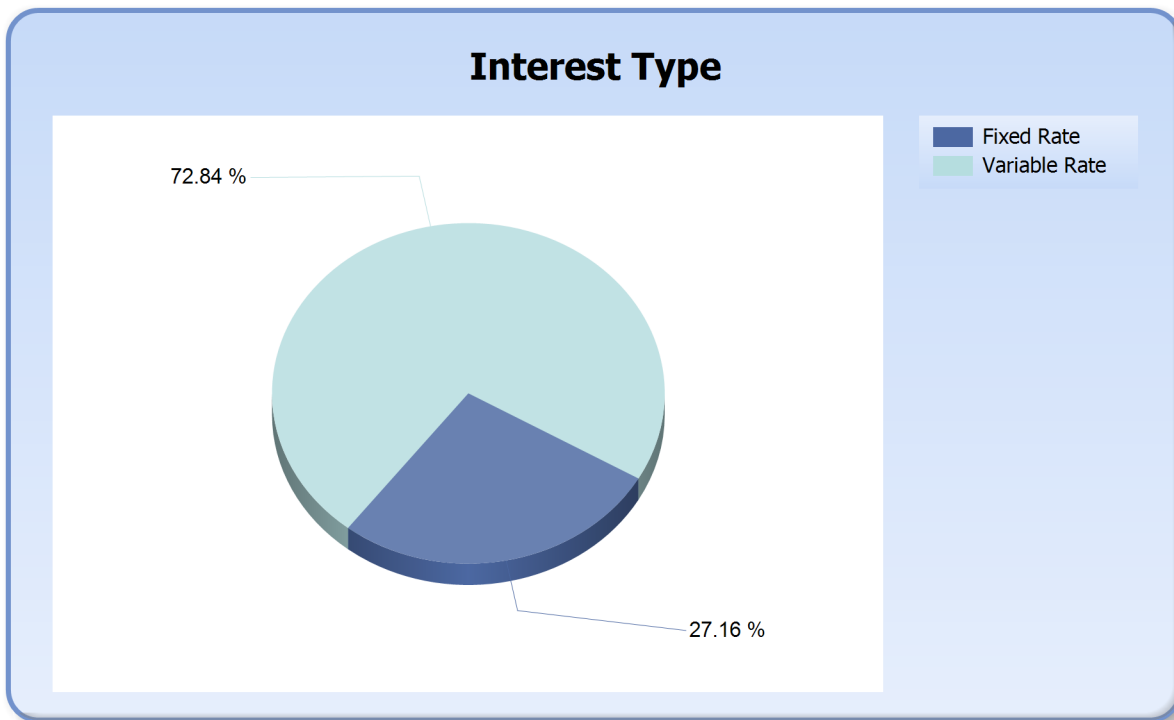
Current LVR	Current Balance	Current Balance %
<=50%	\$173,660,908.23	27.68%
>50% & <=60%	\$81,157,583.71	12.94%
>60% & <=70%	\$115,269,293.96	18.37%
>70% & <=75%	\$81,822,238.54	13.04%
>75% & <=80%	\$95,461,186.86	15.22%
>80% & <=85%	\$46,865,152.60	7.47%
>85% & <=90%	\$31,645,054.32	5.04%
>90% & <=95%	\$1,476,384.78	0.24%
>95% & <=100%	\$0.00	0.00%
>100%	\$0.00	0.00%
<b>Total</b>	<b>\$627,357,803.00</b>	<b>100.00%</b>



# IDOL Trust 2013-1

## General Collateral Report

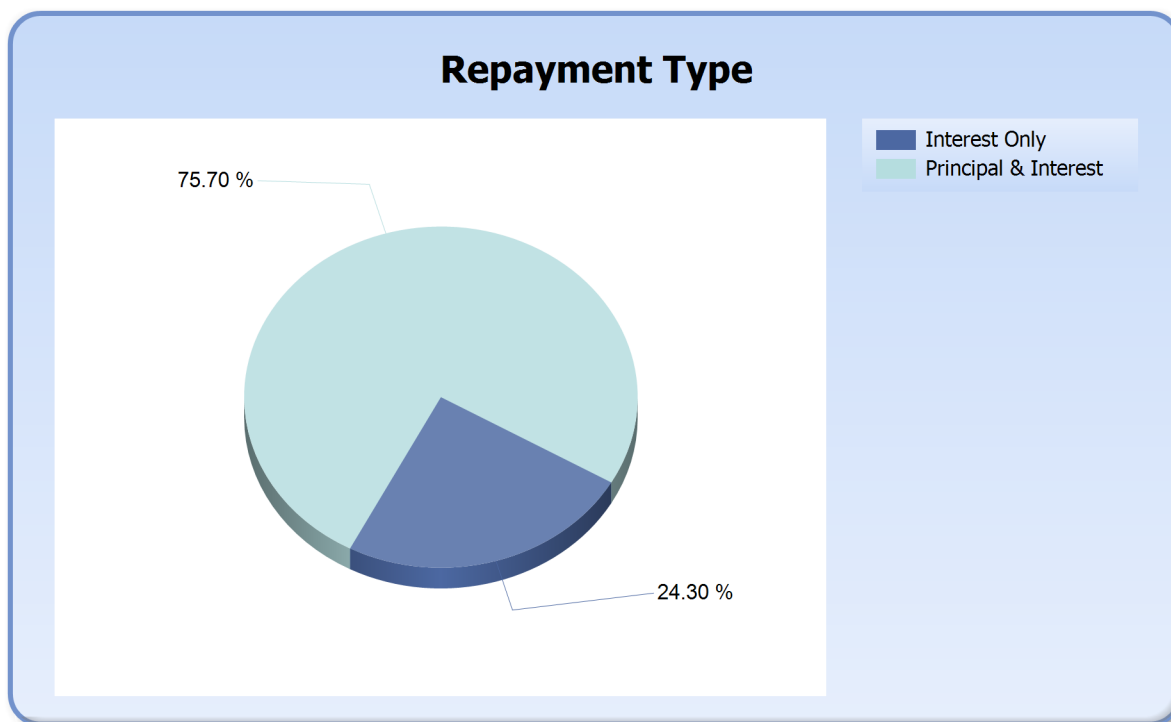
Interest Type	Current Balance	Current Balance %
FIXED RATE	\$170,413,109.75	27.16%
VARIABLE RATE	\$456,944,693.25	72.84%
<b>Total</b>	<b>\$627,357,803.00</b>	<b>100.00%</b>



# IDOL Trust 2013-1

## General Collateral Report

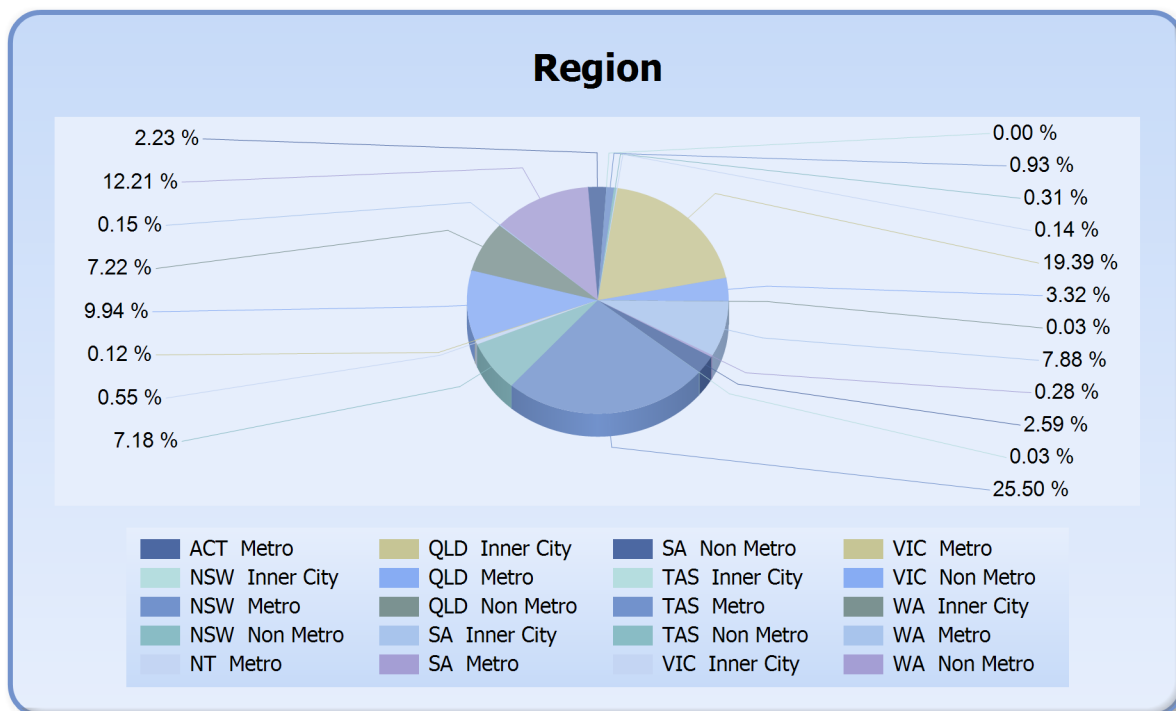
Repayment Type	Current Balance	Current Balance %
Interest Only	\$152,477,847.09	24.30%
Principal & Interest	\$474,879,955.91	75.70%
<b>Total</b>	<b>\$627,357,803.00</b>	<b>100.00%</b>



# IDOL Trust 2013-1

## General Collateral Report

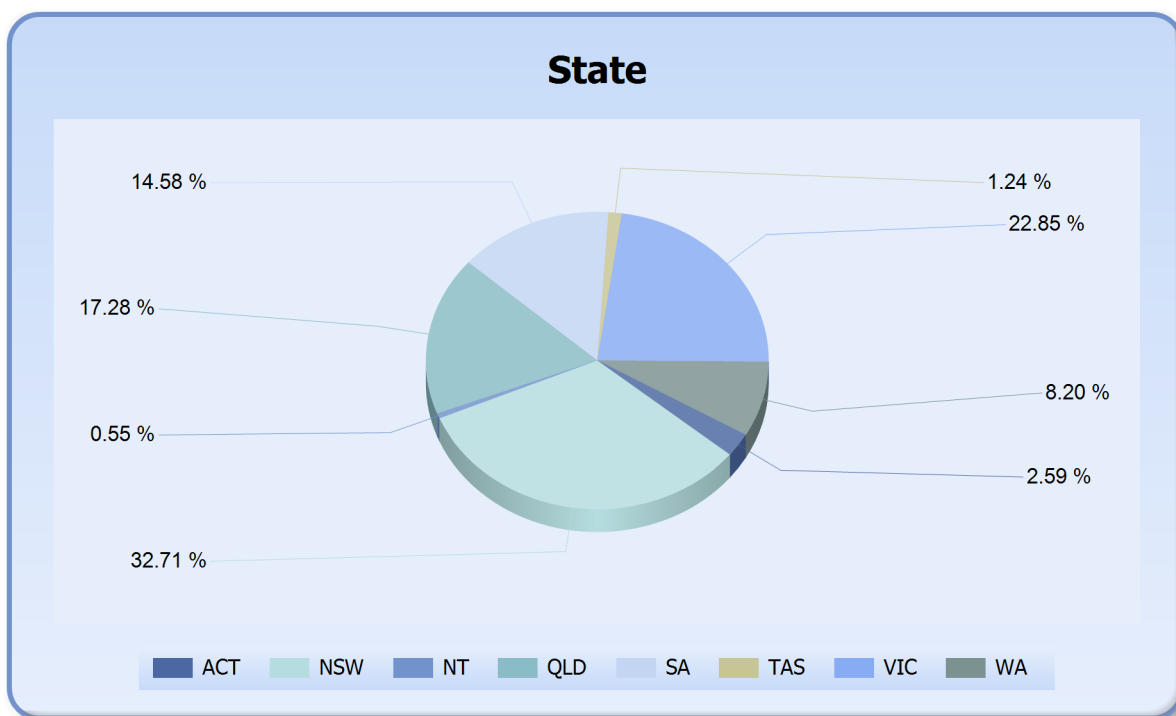
Region	Current Balance	Current Balance %
ACT Metro	\$16,250,144.20	2.59%
NSW Inner City	\$177,666.91	0.03%
NSW Metro	\$159,959,081.77	25.50%
NSW Non Metro	\$45,062,357.95	7.18%
NT Metro	\$3,448,208.20	0.55%
QLD Inner City	\$767,201.22	0.12%
QLD Metro	\$62,371,437.58	9.94%
QLD Non Metro	\$45,288,363.09	7.22%
SA Inner City	\$918,795.80	0.15%
SA Metro	\$76,590,504.60	12.21%
SA Non Metro	\$13,970,147.05	2.23%
TAS Inner City	\$2,313.35	0.00%
TAS Metro	\$5,803,592.04	0.92%
TAS Non Metro	\$1,972,646.04	0.31%
VIC Inner City	\$867,323.43	0.14%
VIC Metro	\$121,641,102.80	19.39%
VIC Non Metro	\$20,828,563.07	3.32%
WA Inner City	\$194,003.45	0.03%
WA Metro	\$49,461,517.15	7.88%
WA Non Metro	\$1,782,833.30	0.28%
<b>Total</b>	<b>\$627,357,803.00</b>	<b>100.00%</b>



# IDOL Trust 2013-1

## General Collateral Report

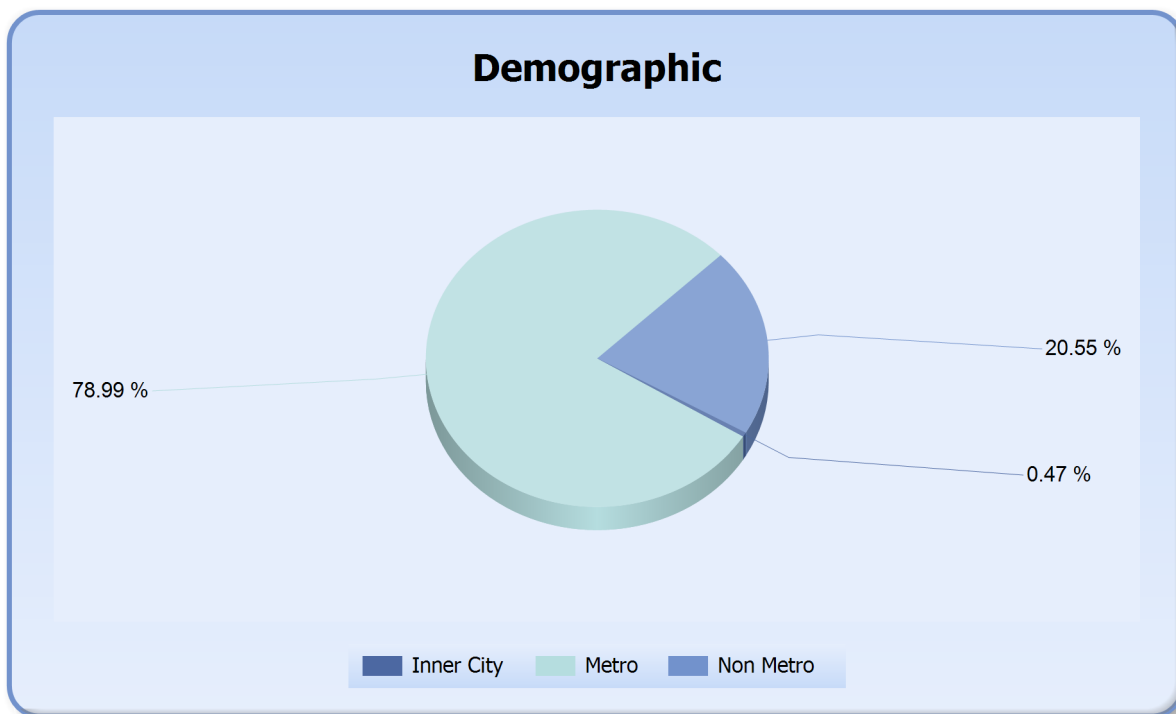
State	Current Balance	Current Balance %
ACT	\$16,250,144.20	2.59%
NSW	\$205,199,106.63	32.71%
NT	\$3,448,208.20	0.55%
QLD	\$108,427,001.89	17.28%
SA	\$91,479,447.45	14.58%
TAS	\$7,778,551.43	1.24%
VIC	\$143,336,989.30	22.85%
WA	\$51,438,353.90	8.20%
<b>Total</b>	<b>\$627,357,803.00</b>	<b>100.00%</b>



# IDOL Trust 2013-1

## General Collateral Report

Demographic	Current Balance	Current Balance %
Inner City	\$2,927,304.16	0.47%
Metro	\$495,525,588.34	78.99%
Non Metro	\$128,904,910.50	20.55%
<b>Total</b>	<b>\$627,357,803.00</b>	<b>100.00%</b>



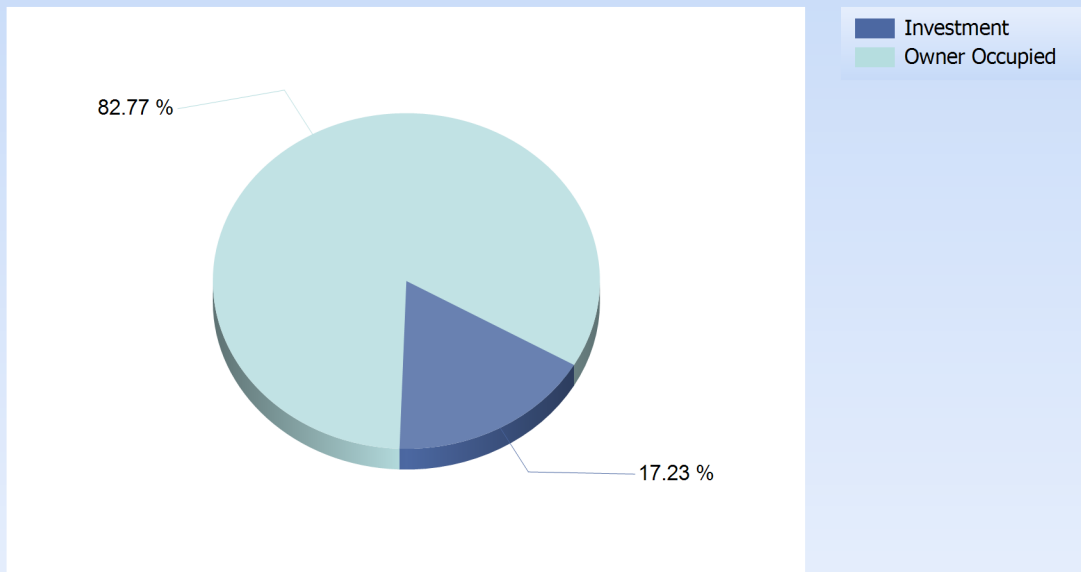


# IDOL Trust 2013-1

## General Collateral Report

Occupancy Type	Current Balance	Current Balance %
Investment	\$108,092,183.16	17.23%
Owner Occupied	\$519,265,619.84	82.77%
<b>Total</b>	<b>\$627,357,803.00</b>	<b>100.00%</b>

### Occupancy



# IDOL Trust 2013-1

## General Collateral Report

Document Type	Current Balance	Current Balance %
Full Doc	\$627,357,803.00	100.00%
<b>Total</b>	<b>\$627,357,803.00</b>	<b>100.00%</b>

