

IDOL Trust 2013-1

General Collateral Report

Monthly Analysis Details:

Date of Pool Cut:	31 Jul 2013
Number of Loans:	4,432
Total Current Balance:	\$885,204,636.22
Total Original Balance:	\$1,099,294,584.09
Total Current Variable Balance:	\$614,002,279.43
Total Current Fixed Balance:	\$271,202,356.79
Fixed Rate Balance as % of Total:	30.64%
Maximum Current Loan Balance:	\$977,338.41
Maximum Original Loan Balance:	\$1,400,000.00
Maximum Current LVR:	94.34%
Average Current Loan Balance:	\$199,730.29
Average Original Loan Balance:	\$248,035.78
Weighted Average Current LVR:	62.11%

	Full Doc	Lo Doc	Total
% Insured Loans Covered by Genworth	97.07%	0.00%	97.07%
% Insured Loans Covered by PMI	2.39%	0.00%	2.39%
% Insured Loans Covered by QBE	0.54%	0.00%	0.54%
Total	100.00%	0.00%	100.00%

Weighted Average Borrower Interest Rate:	5.64%
Weighted Average Variable Borrower Interest Rate:	5.42%
Weighted Average Fixed Borrower Interest Rate:	6.14%

IDOL Trust 2013-1

General Collateral Report

	Months	Years
Maximum Remaining Term:	351.90	29.32
Weighted Average Remaining Term:	301.75	25.15
Maximum Original Term:	360.00	30.00
Weighted Average Original Term:	352.43	29.37
Weighted Average Seasoning:	50.75	4.23

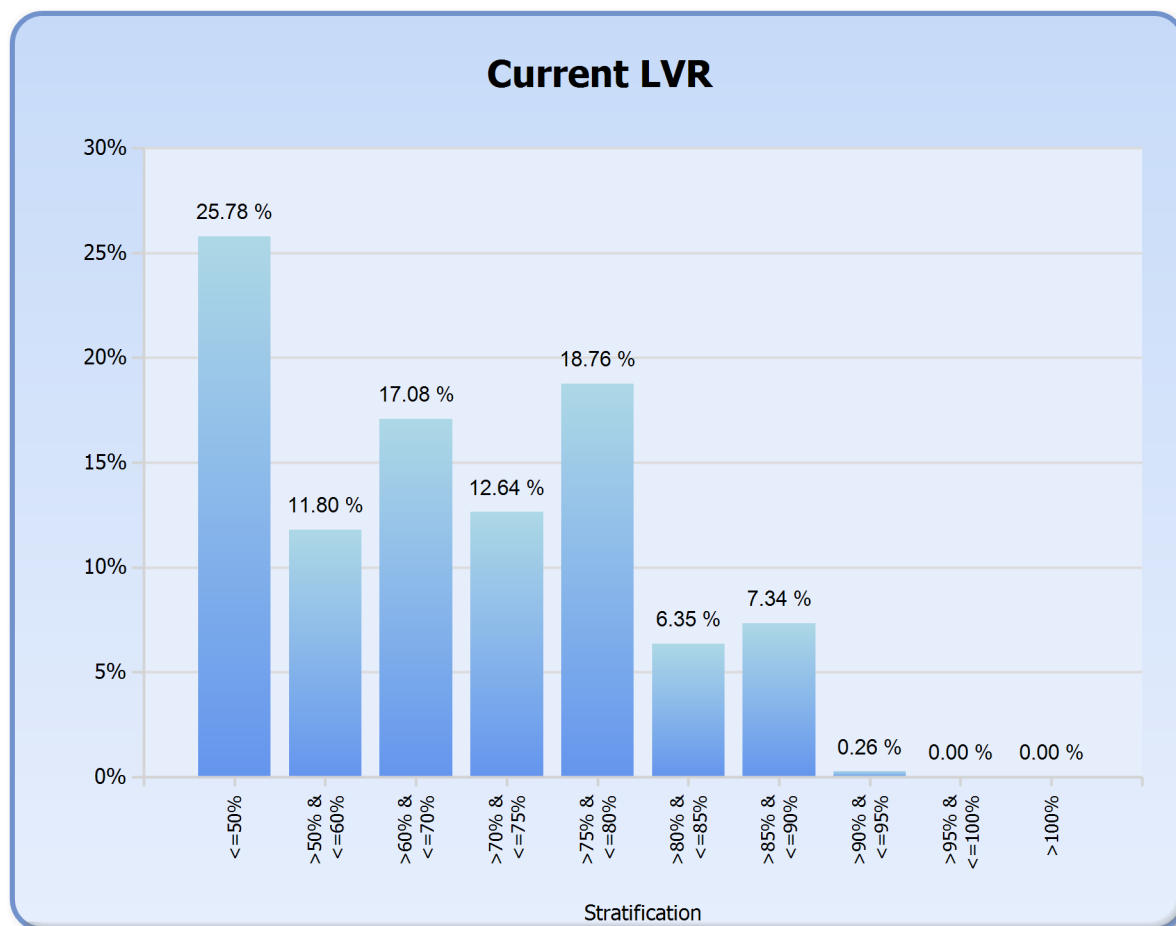
Investment Properties as % of Total: 16.74%

Arrears Distribution:	Balance
<= 30 days:	\$884,049,309.33
31 - 60 days:	\$713,554.81
61 - 90 days:	\$395,493.77
91+ days:	\$46,278.31

IDOL Trust 2013-1

General Collateral Report

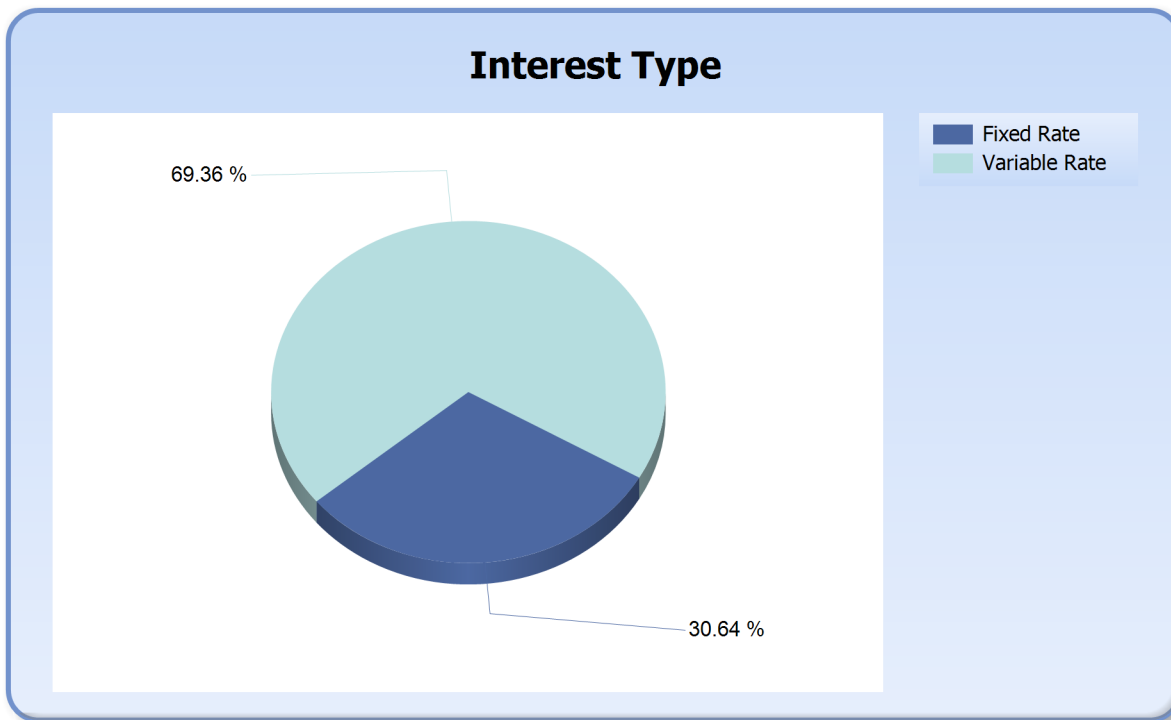
Current LVR	Current Balance	Current Balance %
<=50%	\$228,198,897.82	25.78%
>50% & <=60%	\$104,440,340.03	11.80%
>60% & <=70%	\$151,210,226.23	17.08%
>70% & <=75%	\$111,862,415.70	12.64%
>75% & <=80%	\$166,065,409.60	18.76%
>80% & <=85%	\$56,175,164.91	6.35%
>85% & <=90%	\$64,961,527.08	7.34%
>90% & <=95%	\$2,290,654.85	0.26%
>95% & <=100%	\$0.00	0.00%
>100%	\$0.00	0.00%
Total	\$885,204,636.22	100.00%



IDOL Trust 2013-1

General Collateral Report

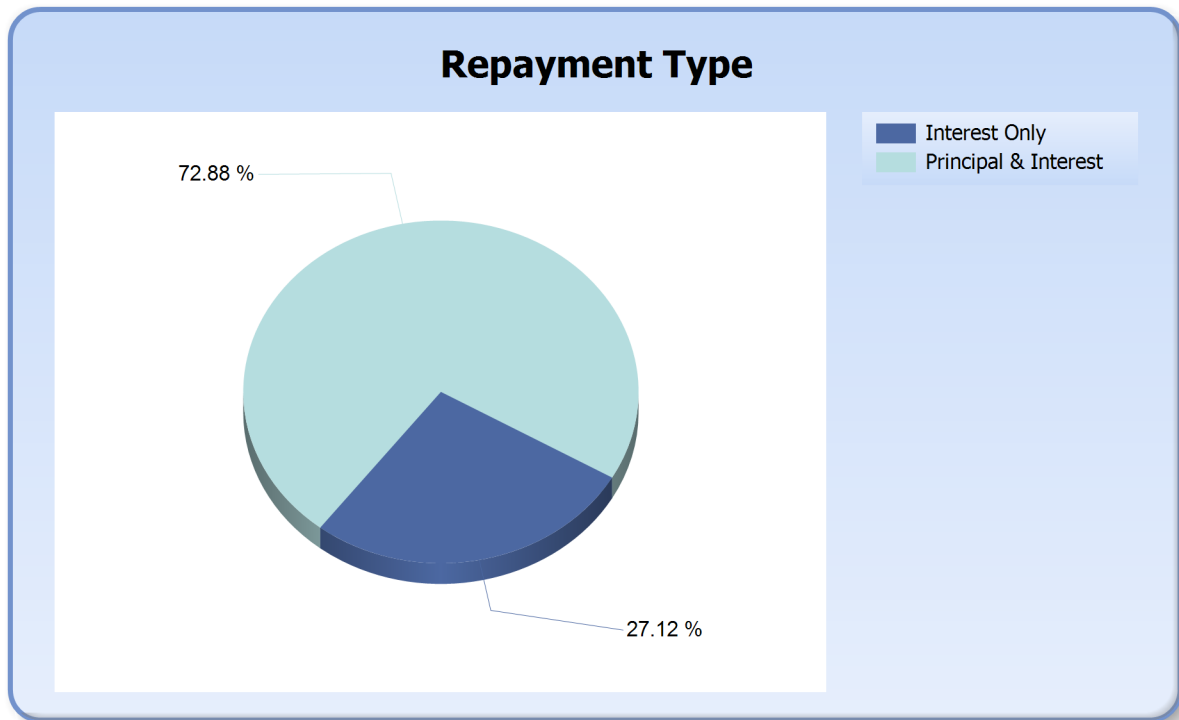
Interest Type	Current Balance	Current Balance %
Fixed Rate	\$271,202,356.79	30.64%
Variable Rate	\$614,002,279.43	69.36%
Total	\$885,204,636.22	100.00%



IDOL Trust 2013-1

General Collateral Report

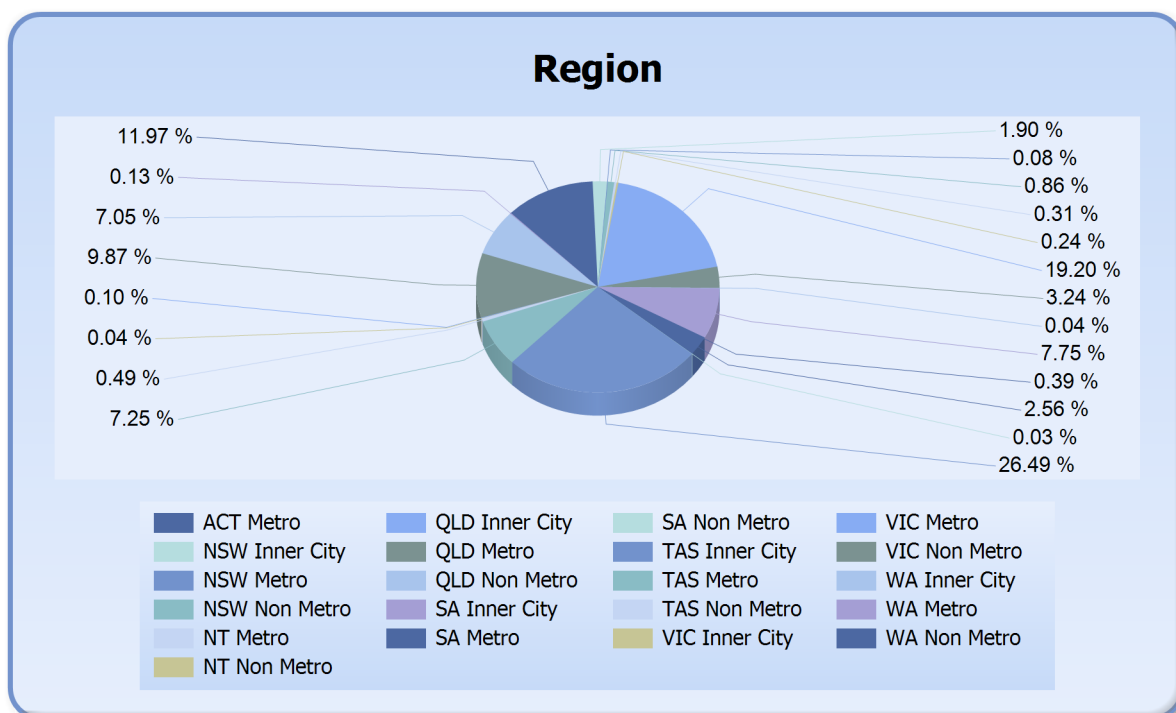
Repayment Type	Current Balance	Current Balance %
Interest Only	\$240,034,806.63	27.12%
Principal & Interest	\$645,169,829.59	72.88%
Total	\$885,204,636.22	100.00%



IDOL Trust 2013-1

General Collateral Report

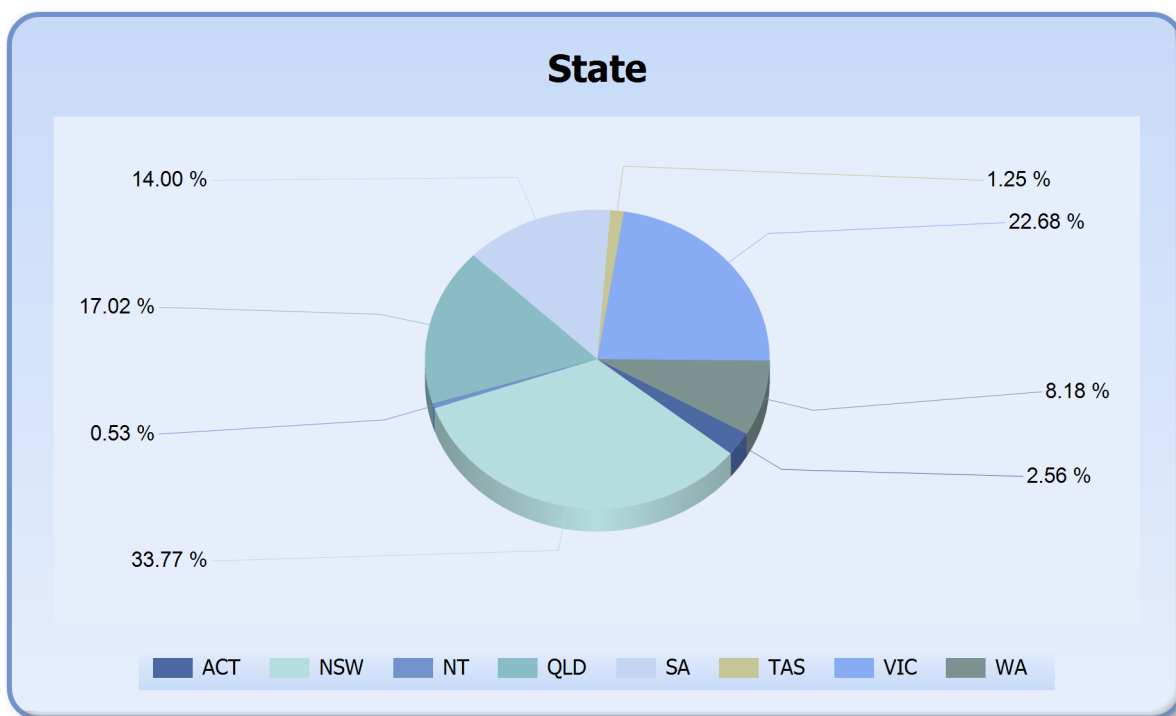
Region	Current Balance	Current Balance %
ACT Metro	\$22,672,691.30	2.56%
NSW Inner City	\$259,126.16	0.03%
NSW Metro	\$234,522,485.96	26.49%
NSW Non Metro	\$64,166,517.64	7.25%
NT Metro	\$4,370,901.50	0.49%
NT Non Metro	\$336,726.19	0.04%
QLD Inner City	\$884,478.37	0.10%
QLD Metro	\$87,367,558.25	9.87%
QLD Non Metro	\$62,392,909.56	7.05%
SA Inner City	\$1,182,570.10	0.13%
SA Metro	\$105,942,523.89	11.97%
SA Non Metro	\$16,842,419.35	1.90%
TAS Inner City	\$751,901.33	0.08%
TAS Metro	\$7,620,698.63	0.86%
TAS Non Metro	\$2,717,866.96	0.31%
VIC Inner City	\$2,114,674.07	0.24%
VIC Metro	\$169,959,947.97	19.20%
VIC Non Metro	\$28,654,327.85	3.24%
WA Inner City	\$365,642.99	0.04%
WA Metro	\$68,585,600.61	7.75%
WA Non Metro	\$3,493,067.54	0.39%
Total	\$885,204,636.22	100.00%



IDOL Trust 2013-1

General Collateral Report

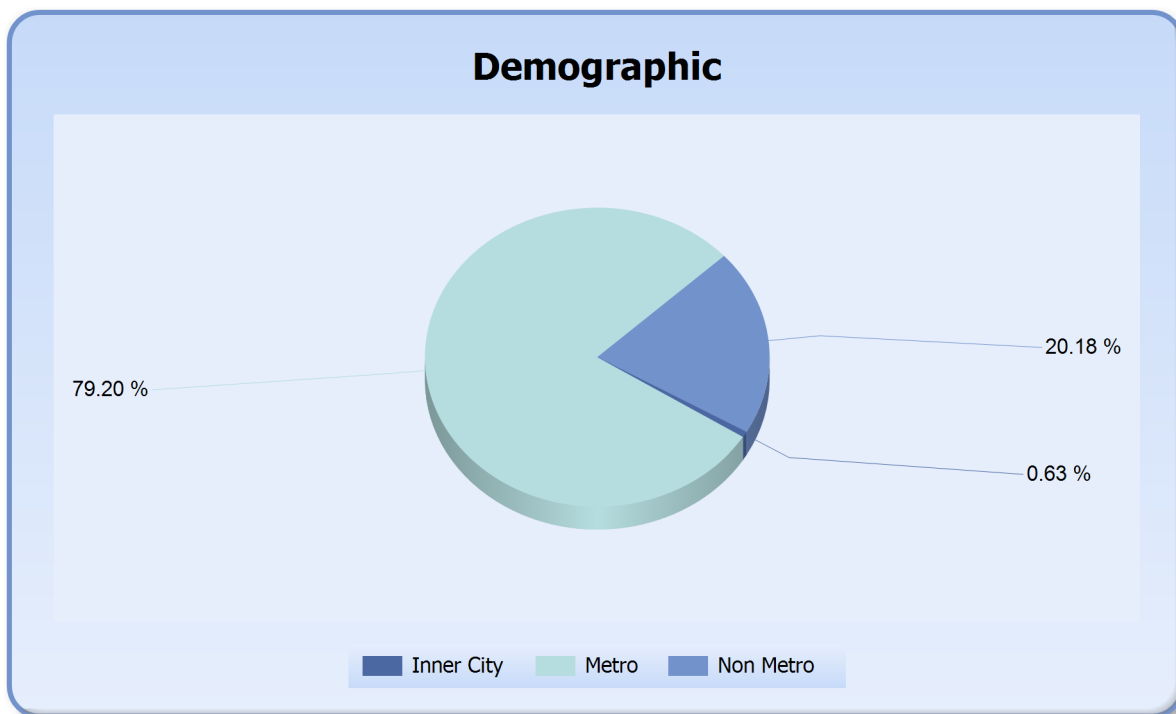
State	Current Balance	Current Balance %
ACT	\$22,672,691.30	2.56%
NSW	\$298,948,129.76	33.77%
NT	\$4,707,627.69	0.53%
QLD	\$150,644,946.18	17.02%
SA	\$123,967,513.34	14.00%
TAS	\$11,090,466.92	1.25%
VIC	\$200,728,949.89	22.68%
WA	\$72,444,311.14	8.18%
Total	\$885,204,636.22	100.00%



IDOL Trust 2013-1

General Collateral Report

Demographic	Current Balance	Current Balance %
Inner City	\$5,558,393.02	0.63%
Metro	\$701,042,408.11	79.20%
Non Metro	\$178,603,835.09	20.18%
Total	\$885,204,636.22	100.00%

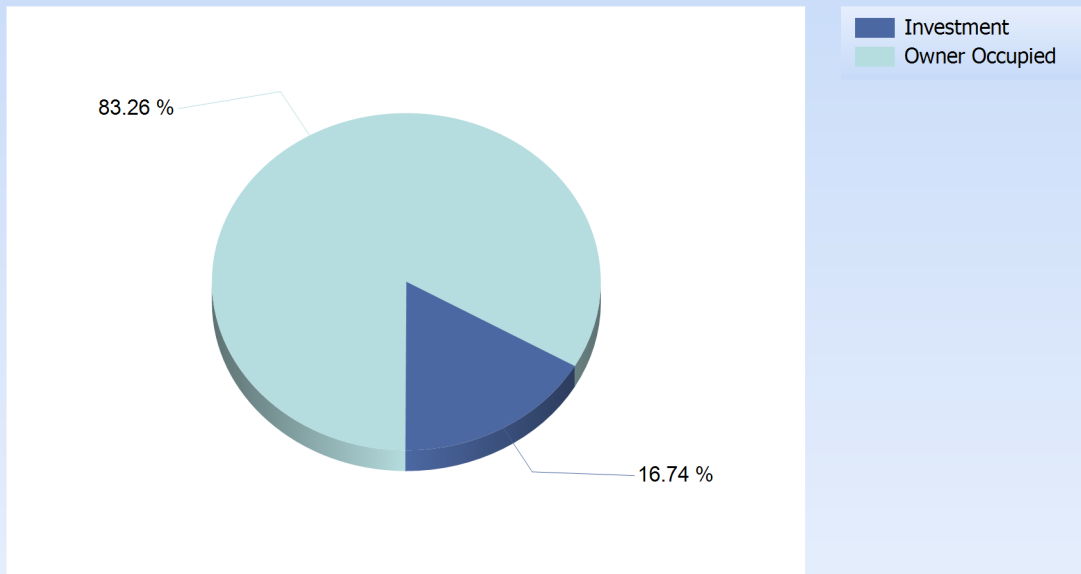


IDOL Trust 2013-1

General Collateral Report

Occupancy Type	Current Balance	Current Balance %
Investment	\$148,218,931.43	16.74%
Owner Occupied	\$736,985,704.79	83.26%
Total	\$885,204,636.22	100.00%

Occupancy



IDOL Trust 2013-1

General Collateral Report

Document Type	Current Balance	Current Balance %
Full Doc	\$885,204,636.22	100%
Total	\$885,204,636.22	100%

