

IDOL Trust 2013-1

General Collateral Report

Monthly Analysis Details:

Date of Pool Cut:	31 Jan 2014
Number of Loans:	3,945
Total Current Balance:	\$755,017,319.92
Total Original Balance:	\$971,289,438.67
Total Current Variable Balance:	\$527,719,840.68
Total Current Fixed Balance:	\$227,297,479.24
Fixed Rate Balance as % of Total:	30.10%
Maximum Current Loan Balance:	\$1,078,170.57
Maximum Original Loan Balance:	\$1,400,000.00
Maximum Current LVR:	97.76%
Average Current Loan Balance:	\$191,385.89
Average Original Loan Balance:	\$246,207.72
Weighted Average Current LVR:	61.35%

	Full Doc	Lo Doc	Total
% Insured Loans Covered by Genworth	97.09%	0.00%	97.09%
% Insured Loans Covered by PMI	2.32%	0.00%	2.32%
% Insured Loans Covered by QBE	0.59%	0.00%	0.59%
Total	100.00%	0.00%	100.00%

Weighted Average Borrower Interest Rate:	5.41%
Weighted Average Variable Borrower Interest Rate:	5.17%
Weighted Average Fixed Borrower Interest Rate:	5.97%

IDOL Trust 2013-1

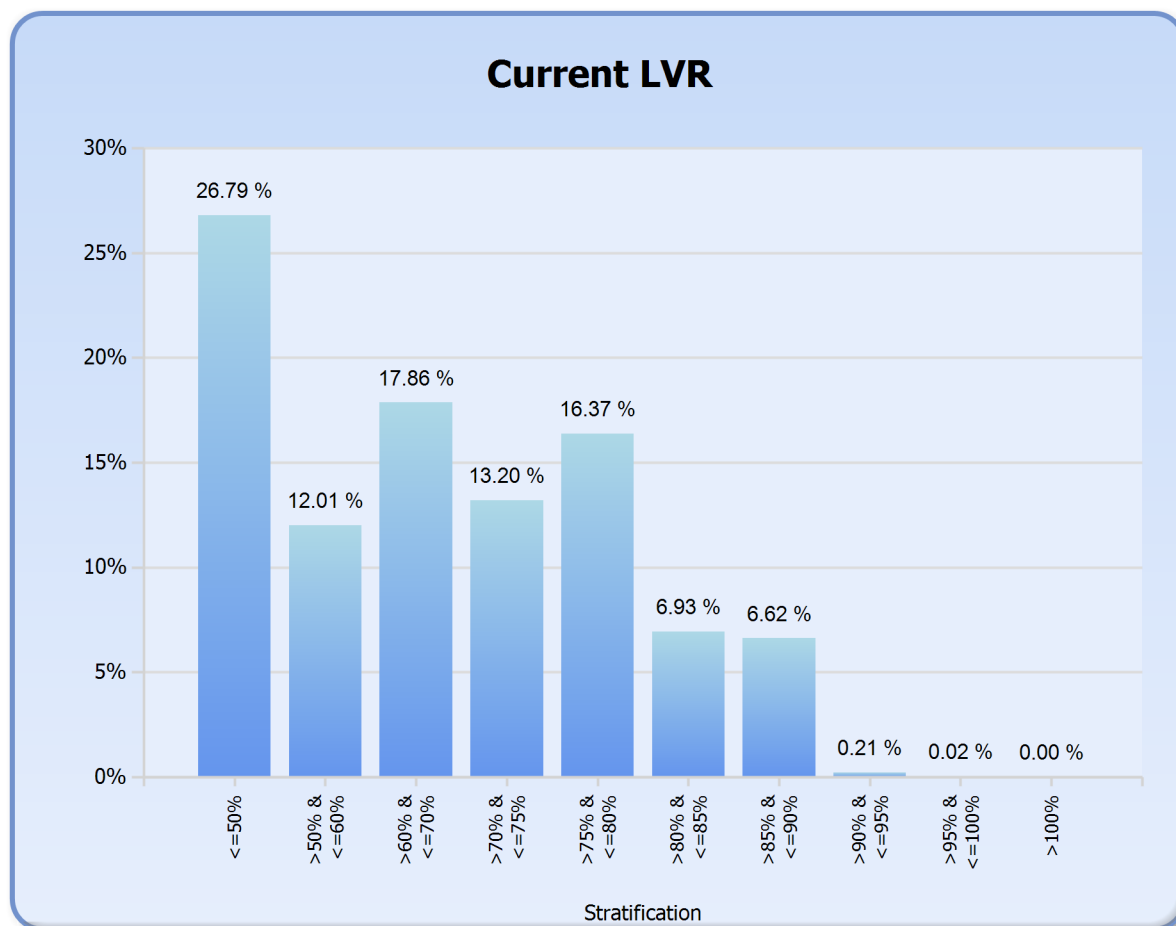
General Collateral Report

	Months	Years
Maximum Remaining Term:	345.90	28.82
Weighted Average Remaining Term:	295.87	24.66
Maximum Original Term:	360.00	30.00
Weighted Average Original Term:	352.36	29.36
Weighted Average Seasoning:	56.64	4.72
 Investment Properties as % of Total:		17.22%
 Arrears Distribution:		Balance
<= 30 days:		\$753,670,055.46
31 - 60 days:		\$574,413.60
61 - 90 days:		\$611,441.28
91+ days:		\$161,409.58

IDOL Trust 2013-1

General Collateral Report

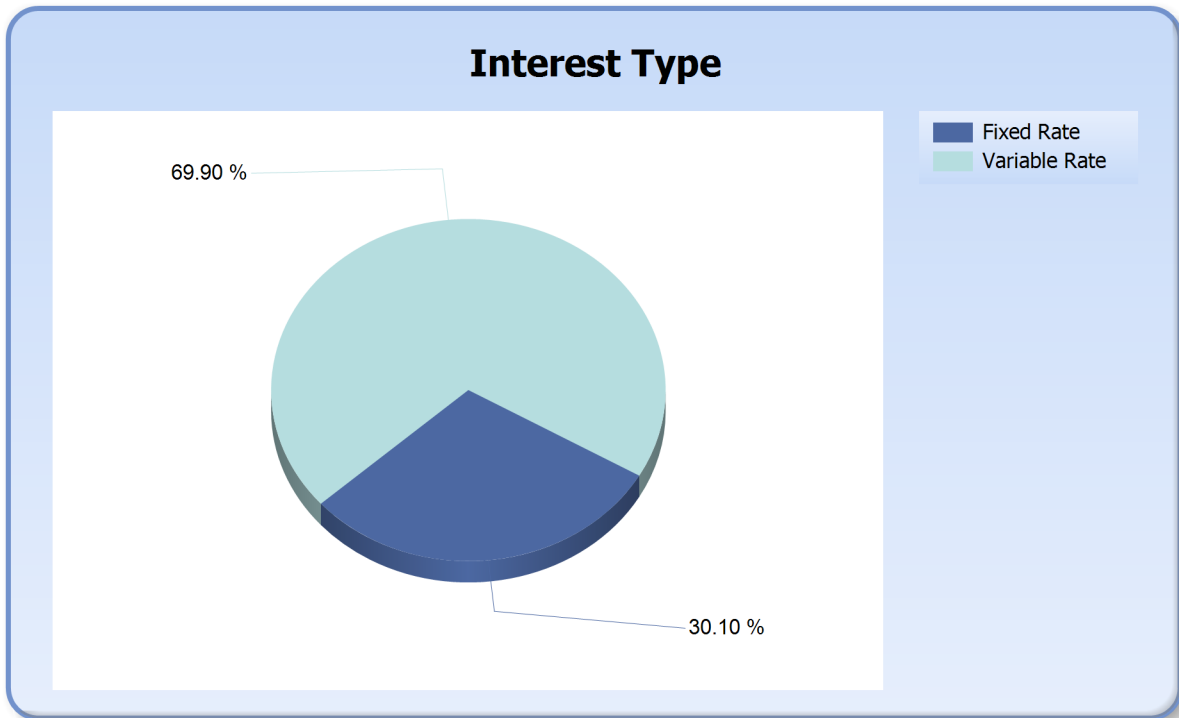
Current LVR	Current Balance	Current Balance %
<=50%	\$202,266,618.64	26.79%
>50% & <=60%	\$90,671,001.04	12.01%
>60% & <=70%	\$134,871,206.03	17.86%
>70% & <=75%	\$99,636,460.87	13.20%
>75% & <=80%	\$123,575,599.82	16.37%
>80% & <=85%	\$52,295,670.91	6.93%
>85% & <=90%	\$49,952,252.07	6.62%
>90% & <=95%	\$1,598,075.52	0.21%
>95% & <=100%	\$150,435.02	0.02%
>100%	\$0.00	0.00%
Total	\$755,017,319.92	100.00%



IDOL Trust 2013-1

General Collateral Report

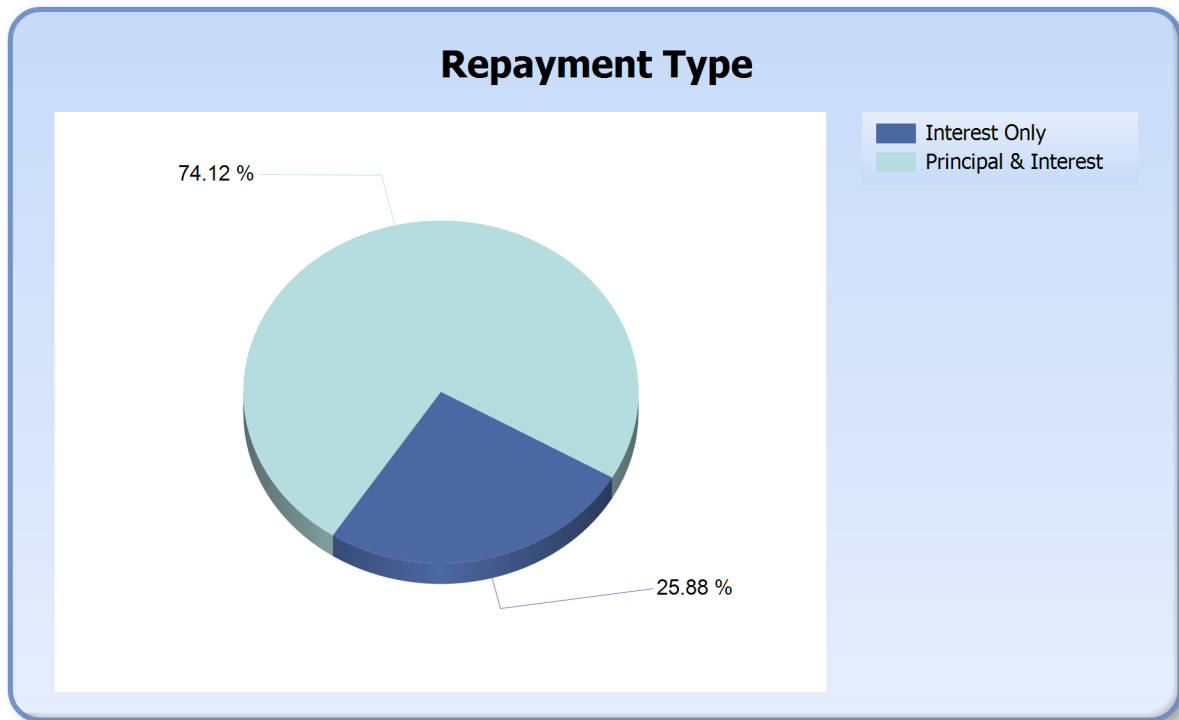
Interest Type	Current Balance	Current Balance %
Fixed Rate	\$227,297,479.24	30.10%
Variable Rate	\$527,719,840.68	69.90%
Total	\$755,017,319.92	100.00%



IDOL Trust 2013-1

General Collateral Report

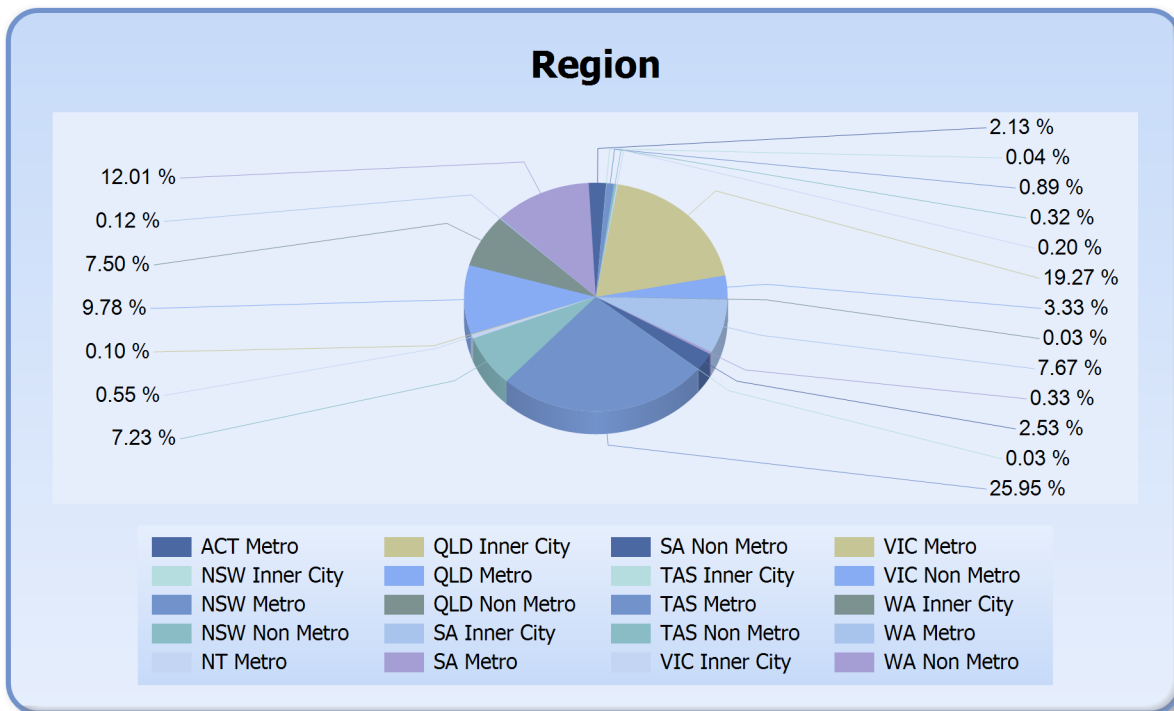
Repayment Type	Current Balance	Current Balance %
Interest Only	\$195,382,725.72	25.88%
Principal & Interest	\$559,634,594.20	74.12%
Total	\$755,017,319.92	100.00%



IDOL Trust 2013-1

General Collateral Report

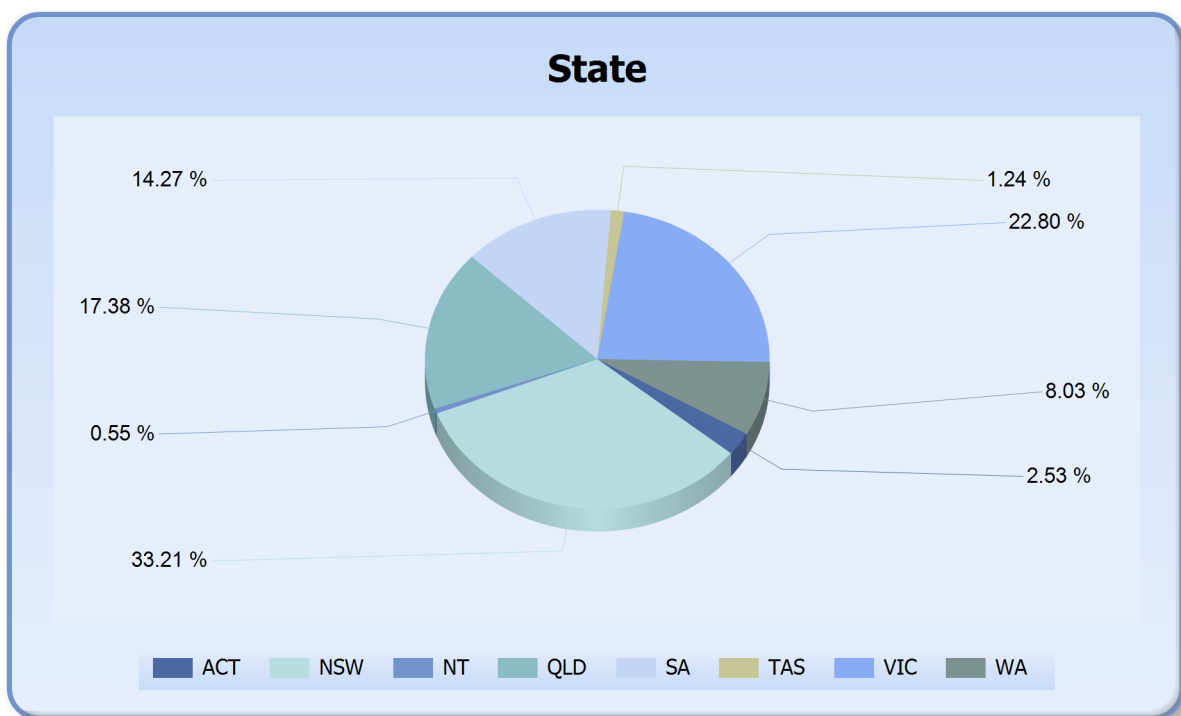
Region	Current Balance	Current Balance %
ACT Metro	\$19,082,596.84	2.53%
NSW Inner City	\$203,367.89	0.03%
NSW Metro	\$195,954,257.27	25.95%
NSW Non Metro	\$54,588,027.05	7.23%
NT Metro	\$4,143,639.05	0.55%
QLD Inner City	\$773,867.42	0.10%
QLD Metro	\$73,842,682.33	9.78%
QLD Non Metro	\$56,605,456.20	7.50%
SA Inner City	\$927,483.90	0.12%
SA Metro	\$90,662,125.16	12.01%
SA Non Metro	\$16,119,167.52	2.13%
TAS Inner City	\$265,807.68	0.04%
TAS Metro	\$6,687,409.88	0.89%
TAS Non Metro	\$2,381,100.75	0.32%
VIC Inner City	\$1,525,887.32	0.20%
VIC Metro	\$145,478,403.95	19.27%
VIC Non Metro	\$25,133,518.36	3.33%
WA Inner City	\$252,925.61	0.03%
WA Metro	\$57,881,951.59	7.67%
WA Non Metro	\$2,507,644.15	0.33%
Total	\$755,017,319.92	100.00%



IDOL Trust 2013-1

General Collateral Report

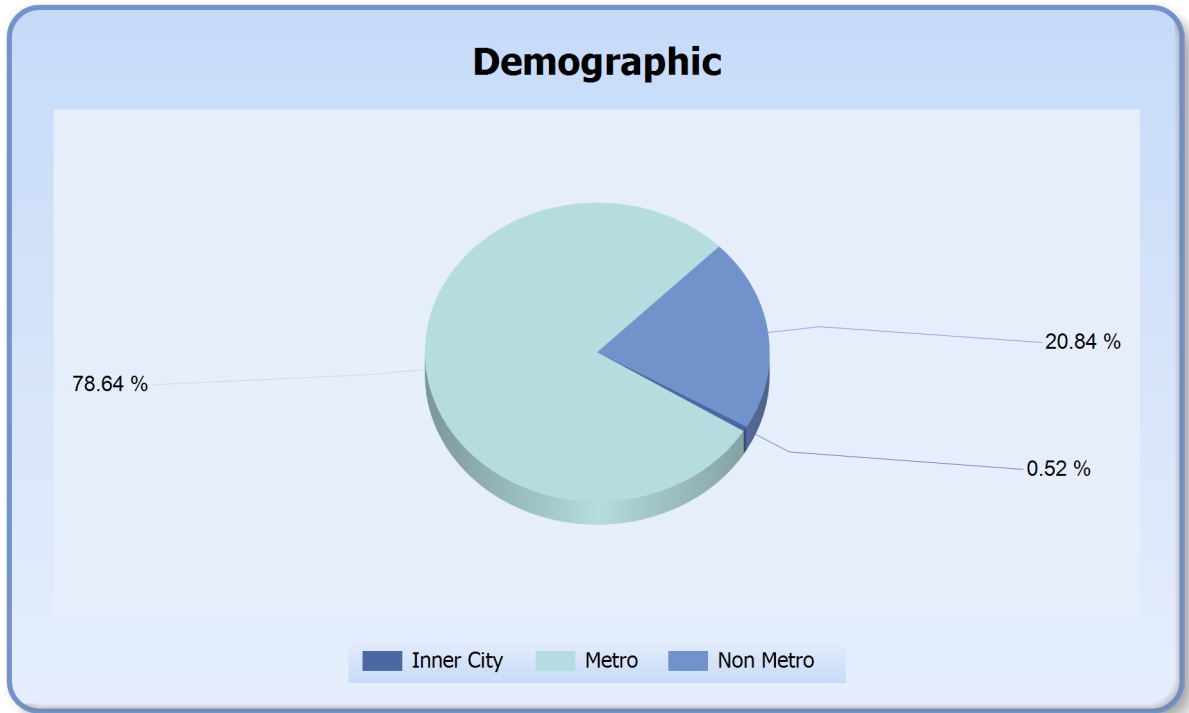
State	Current Balance	Current Balance %
ACT	\$19,082,596.84	2.53%
NSW	\$250,745,652.21	33.21%
NT	\$4,143,639.05	0.55%
QLD	\$131,222,005.95	17.38%
SA	\$107,708,776.58	14.27%
TAS	\$9,334,318.31	1.24%
VIC	\$172,137,809.63	22.80%
WA	\$60,642,521.35	8.03%
Total	\$755,017,319.92	100.00%



IDOL Trust 2013-1

General Collateral Report

Demographic	Current Balance	Current Balance %
Inner City	\$3,949,339.82	0.52%
Metro	\$593,733,066.07	78.64%
Non Metro	\$157,334,914.03	20.84%
Total	\$755,017,319.92	100.00%

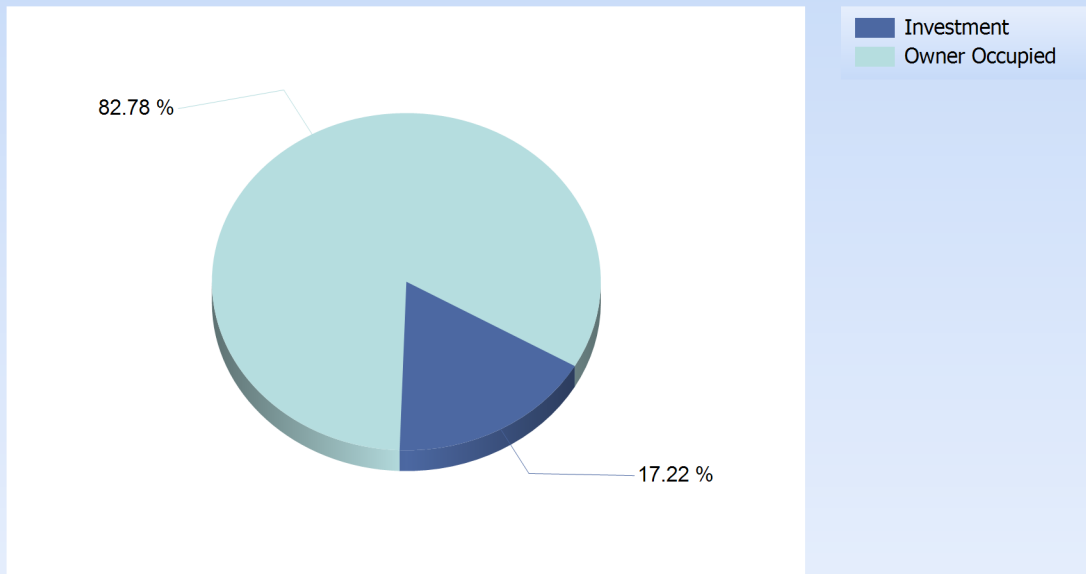


IDOL Trust 2013-1

General Collateral Report

Occupancy Type	Current Balance	Current Balance %
Investment	\$130,023,578.44	17.22%
Owner Occupied	\$624,993,741.48	82.78%
Total	\$755,017,319.92	100.00%

Occupancy



IDOL Trust 2013-1

General Collateral Report

Document Type	Current Balance	Current Balance %
Full Doc	\$755,017,319.92	100%
Total	\$755,017,319.92	100%

