

IDOL Trust 2013-1

General Collateral Report

Monthly Analysis Details:

Date of Pool Cut:	31 Dec 2013
Number of Loans:	4,015
Total Current Balance:	\$773,913,443.38
Total Original Balance:	\$990,360,912.67
Total Current Variable Balance:	\$541,730,785.82
Total Current Fixed Balance:	\$232,182,657.56
Fixed Rate Balance as % of Total:	30.00%
Maximum Current Loan Balance:	\$1,086,834.05
Maximum Original Loan Balance:	\$1,400,000.00
Maximum Current LVR:	92.68%
Average Current Loan Balance:	\$192,755.53
Average Original Loan Balance:	\$246,665.23
Weighted Average Current LVR:	61.50%

	Full Doc	Lo Doc	Total
% Insured Loans Covered by Genworth	97.12%	0.00%	97.12%
% Insured Loans Covered by PMI	2.30%	0.00%	2.30%
% Insured Loans Covered by QBE	0.58%	0.00%	0.58%
Total	100.00%	0.00%	100.00%

Weighted Average Borrower Interest Rate:	5.42%
Weighted Average Variable Borrower Interest Rate:	5.17%
Weighted Average Fixed Borrower Interest Rate:	5.99%

IDOL Trust 2013-1

General Collateral Report

	Months	Years
Maximum Remaining Term:	346.90	28.91
Weighted Average Remaining Term:	296.90	24.74
Maximum Original Term:	360.00	30.00
Weighted Average Original Term:	352.37	29.36
Weighted Average Seasoning:	55.58	4.63

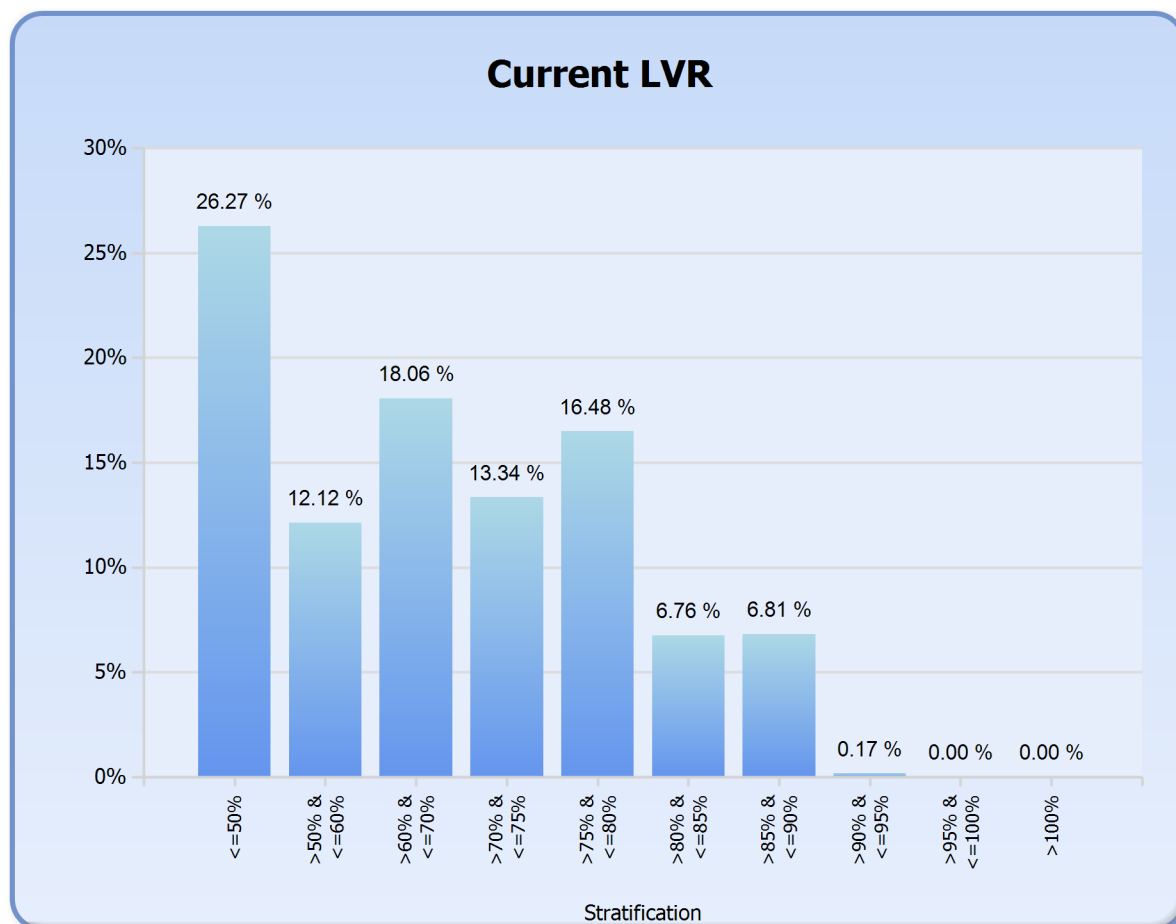
Investment Properties as % of Total: 17.21%

Arrears Distribution:	Balance
<= 30 days:	\$772,528,911.67
31 - 60 days:	\$1,223,956.78
61 - 90 days:	\$160,574.93
91+ days:	\$0.00

IDOL Trust 2013-1

General Collateral Report

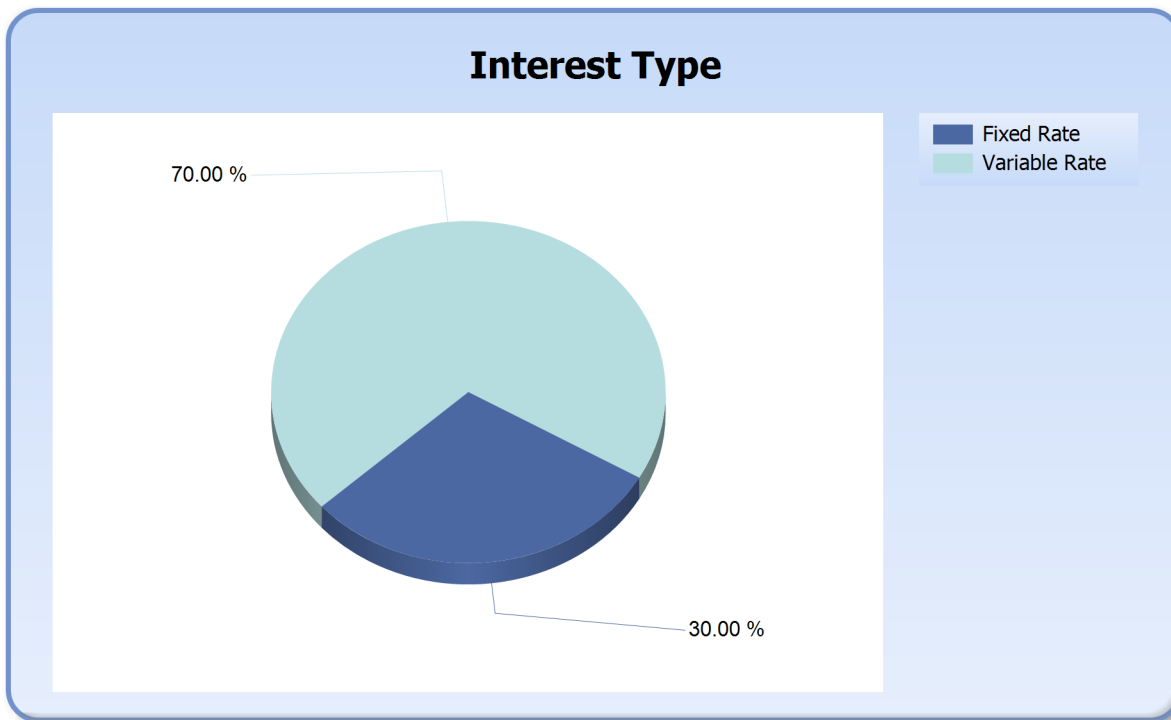
Current LVR	Current Balance	Current Balance %
<=50%	\$203,293,427.10	26.27%
>50% & <=60%	\$93,819,946.96	12.12%
>60% & <=70%	\$139,758,970.21	18.06%
>70% & <=75%	\$103,218,824.93	13.34%
>75% & <=80%	\$127,569,080.63	16.48%
>80% & <=85%	\$52,281,658.21	6.76%
>85% & <=90%	\$52,677,578.53	6.81%
>90% & <=95%	\$1,293,956.81	0.17%
>95% & <=100%	\$0.00	0.00%
>100%	\$0.00	0.00%
Total	\$773,913,443.38	100.00%



IDOL Trust 2013-1

General Collateral Report

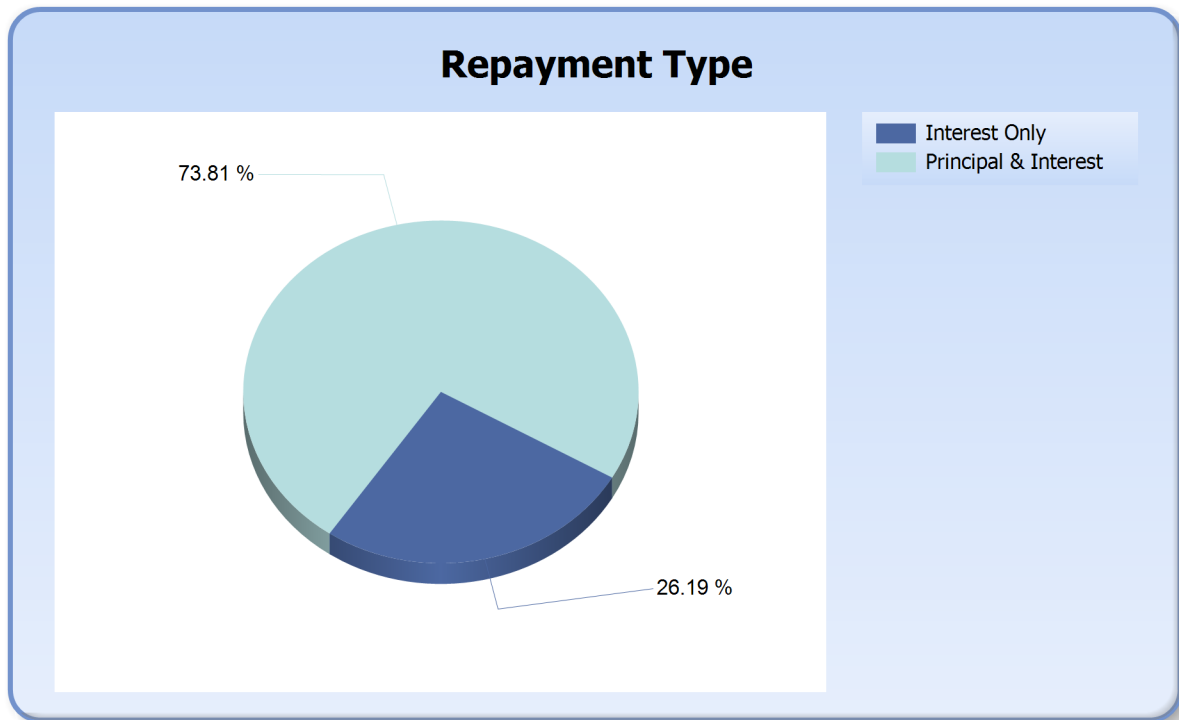
Interest Type	Current Balance	Current Balance %
Fixed Rate	\$232,182,657.56	30.00%
Variable Rate	\$541,730,785.82	70.00%
Total	\$773,913,443.38	100.00%



IDOL Trust 2013-1

General Collateral Report

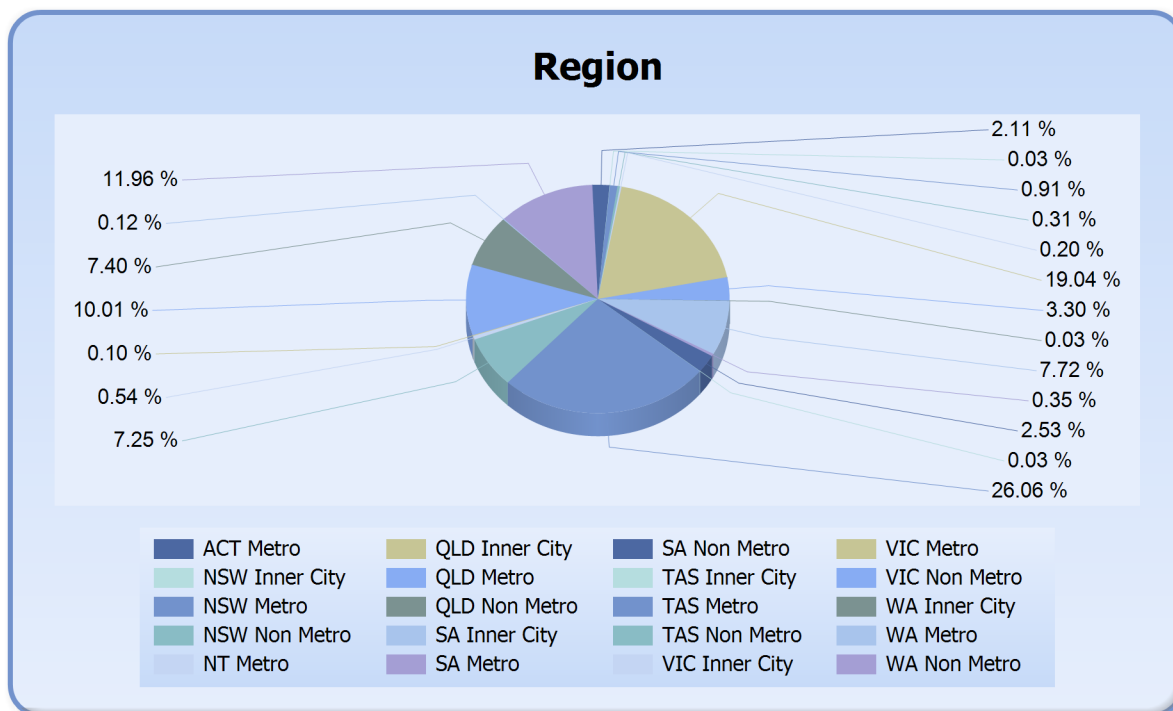
Repayment Type	Current Balance	Current Balance %
Interest Only	\$202,690,821.67	26.19%
Principal & Interest	\$571,222,621.71	73.81%
Total	\$773,913,443.38	100.00%



IDOL Trust 2013-1

General Collateral Report

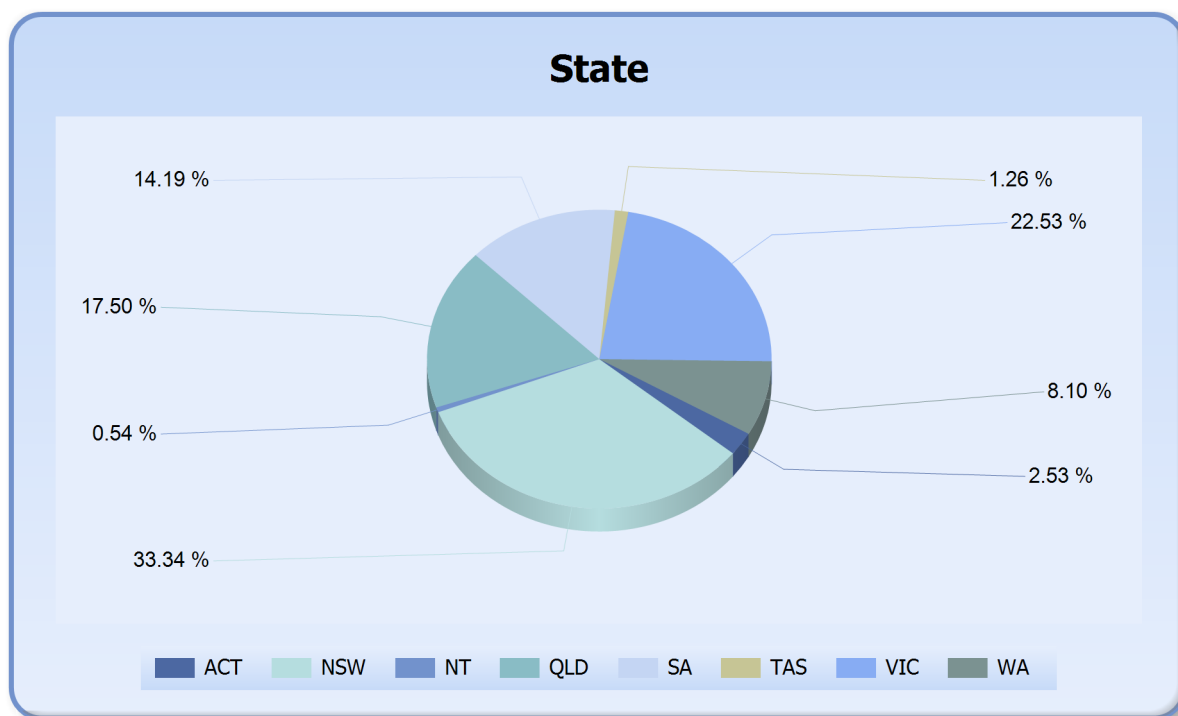
Region	Current Balance	Current Balance %
ACT Metro	\$19,617,812.14	2.53%
NSW Inner City	\$215,548.21	0.03%
NSW Metro	\$201,719,232.62	26.06%
NSW Non Metro	\$56,119,607.04	7.25%
NT Metro	\$4,152,677.72	0.54%
QLD Inner City	\$775,260.95	0.10%
QLD Metro	\$77,438,788.54	10.01%
QLD Non Metro	\$57,240,202.04	7.40%
SA Inner City	\$930,152.92	0.12%
SA Metro	\$92,597,442.80	11.96%
SA Non Metro	\$16,291,821.65	2.11%
TAS Inner City	\$266,596.70	0.03%
TAS Metro	\$7,063,155.66	0.91%
TAS Non Metro	\$2,391,274.94	0.31%
VIC Inner City	\$1,528,684.96	0.20%
VIC Metro	\$147,357,225.88	19.04%
VIC Non Metro	\$25,511,886.26	3.30%
WA Inner City	\$266,083.50	0.03%
WA Metro	\$59,731,007.91	7.72%
WA Non Metro	\$2,698,980.94	0.35%
Total	\$773,913,443.38	100.00%



IDOL Trust 2013-1

General Collateral Report

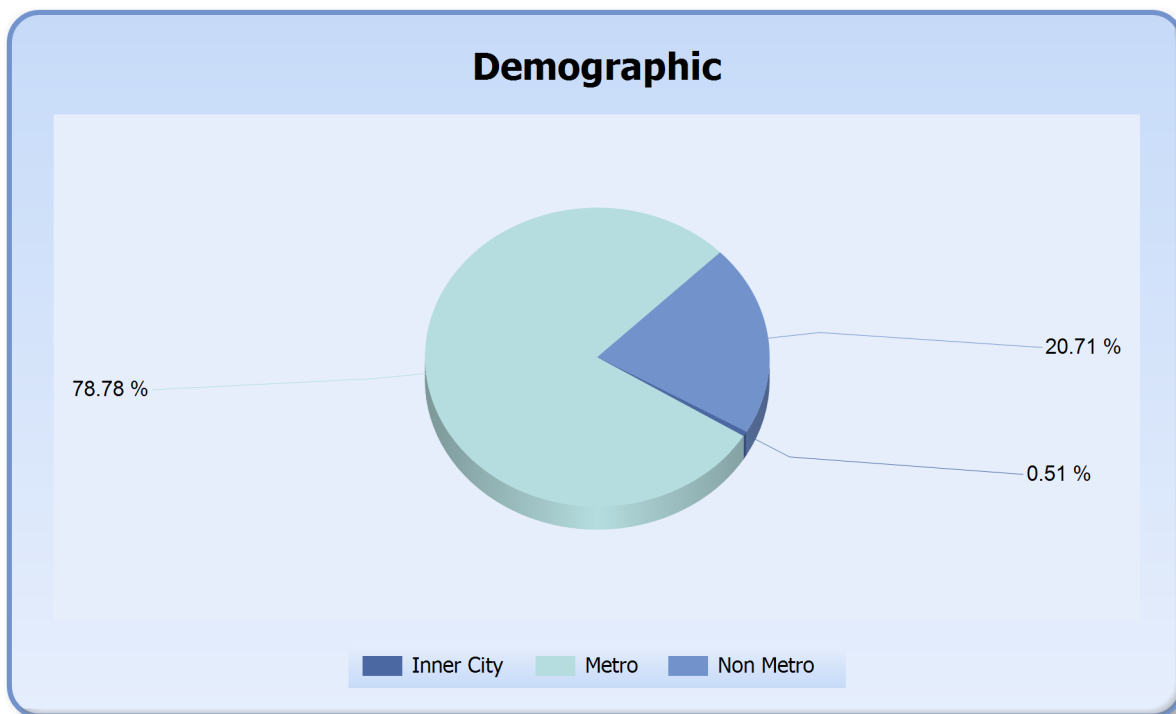
State	Current Balance	Current Balance %
ACT	\$19,617,812.14	2.53%
NSW	\$258,054,387.87	33.34%
NT	\$4,152,677.72	0.54%
QLD	\$135,454,251.53	17.50%
SA	\$109,819,417.37	14.19%
TAS	\$9,721,027.30	1.26%
VIC	\$174,397,797.10	22.53%
WA	\$62,696,072.35	8.10%
Total	\$773,913,443.38	100.00%



IDOL Trust 2013-1

General Collateral Report

Demographic	Current Balance	Current Balance %
Inner City	\$3,982,327.24	0.51%
Metro	\$609,677,343.27	78.78%
Non Metro	\$160,253,772.87	20.71%
Total	\$773,913,443.38	100.00%

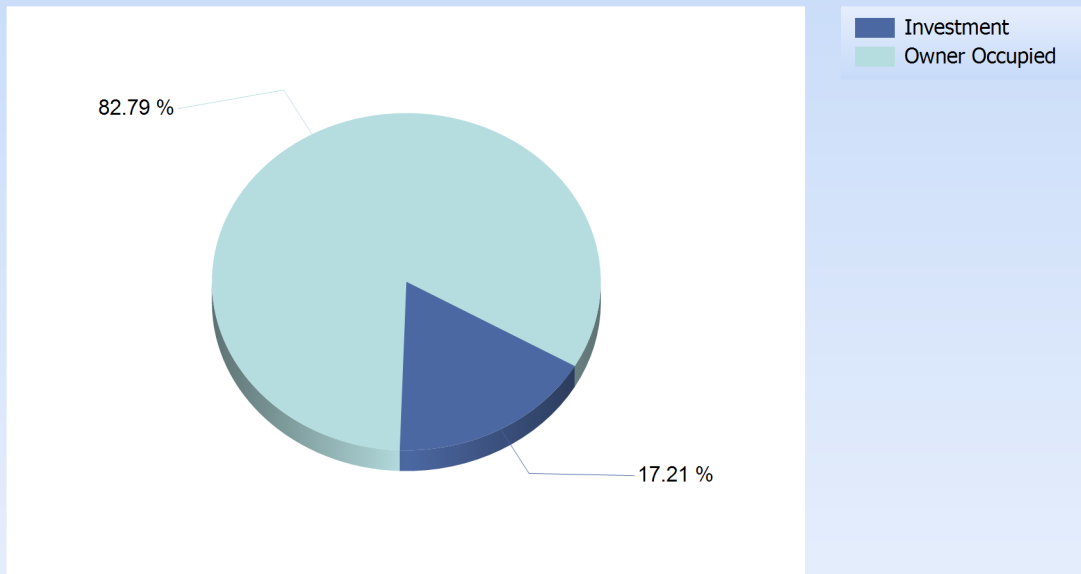


IDOL Trust 2013-1

General Collateral Report

Occupancy Type	Current Balance	Current Balance %
Investment	\$133,182,596.48	17.21%
Owner Occupied	\$640,730,846.90	82.79%
Total	\$773,913,443.38	100.00%

Occupancy



IDOL Trust 2013-1

General Collateral Report

Document Type	Current Balance	Current Balance %
Full Doc	\$773,913,443.38	100%
Total	\$773,913,443.38	100%

