

# IDOL Trust 2013-1

## General Collateral Report

### Monthly Analysis Details:

<b>Date of Pool Cut:</b>	<b>30 Apr 2015</b>
<b>Number of Loans:</b>	<b>2,660</b>
<b>Total Current Balance:</b>	<b>\$436,000,904.74</b>
<b>Total Original Balance:</b>	<b>\$641,228,056.96</b>
<b>Total Current Variable Balance:</b>	<b>\$390,671,348.58</b>
<b>Total Current Fixed Balance:</b>	<b>\$45,329,556.16</b>
<b>Fixed Rate Balance as % of Total:</b>	<b>10.40%</b>
<b>Maximum Current Loan Balance:</b>	<b>\$962,468.14</b>
<b>Maximum Original Loan Balance:</b>	<b>\$1,400,000.00</b>
<b>Maximum Current LVR:</b>	<b>91.96%</b>
<b>Average Current Loan Balance:</b>	<b>\$163,910.11</b>
<b>Average Original Loan Balance:</b>	<b>\$241,063.18</b>
<b>Weighted Average Current LVR:</b>	<b>58.03%</b>

	<b>Full Doc</b>	<b>Lo Doc</b>	<b>Total</b>
% Insured Loans Covered by Genworth	97.56%	0.00%	97.56%
% Insured Loans Covered by QBE	2.44%	0.00%	2.44%
<b>Total</b>	<b>100.00%</b>	<b>0.00%</b>	<b>100.00%</b>

<b>Weighted Average Borrower Interest Rate:</b>	<b>4.97%</b>
<b>Weighted Average Variable Borrower Interest Rate:</b>	<b>4.91%</b>
<b>Weighted Average Fixed Borrower Interest Rate:</b>	<b>5.53%</b>

# IDOL Trust 2013-1

---

## General Collateral Report

	<b>Months</b>	<b>Years</b>
<b>Maximum Remaining Term:</b>	330.90	27.58
<b>Weighted Average Remaining Term:</b>	280.44	23.37
<b>Maximum Original Term:</b>	360.00	30.00
<b>Weighted Average Original Term:</b>	352.34	29.36
<b>Weighted Average Seasoning:</b>	71.98	6.00

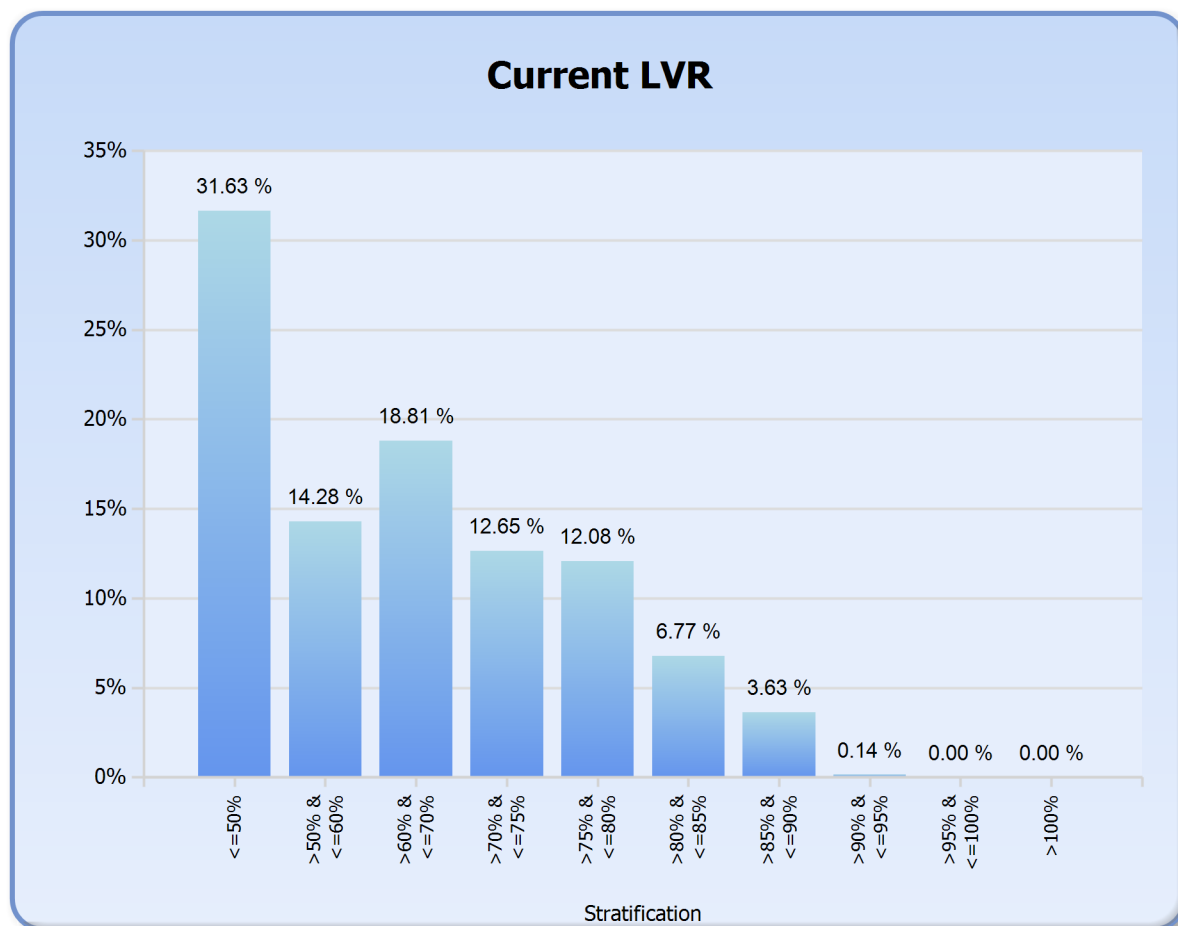
**Investment Properties as % of Total:** 16.32%

<b>Arrears Distribution:</b>	<b>Balance</b>
<= 30 days:	\$434,266,684.96
31 - 60 days:	\$1,219,421.86
61 - 90 days:	\$154,247.22
91+ days:	\$360,550.70

# IDOL Trust 2013-1

## General Collateral Report

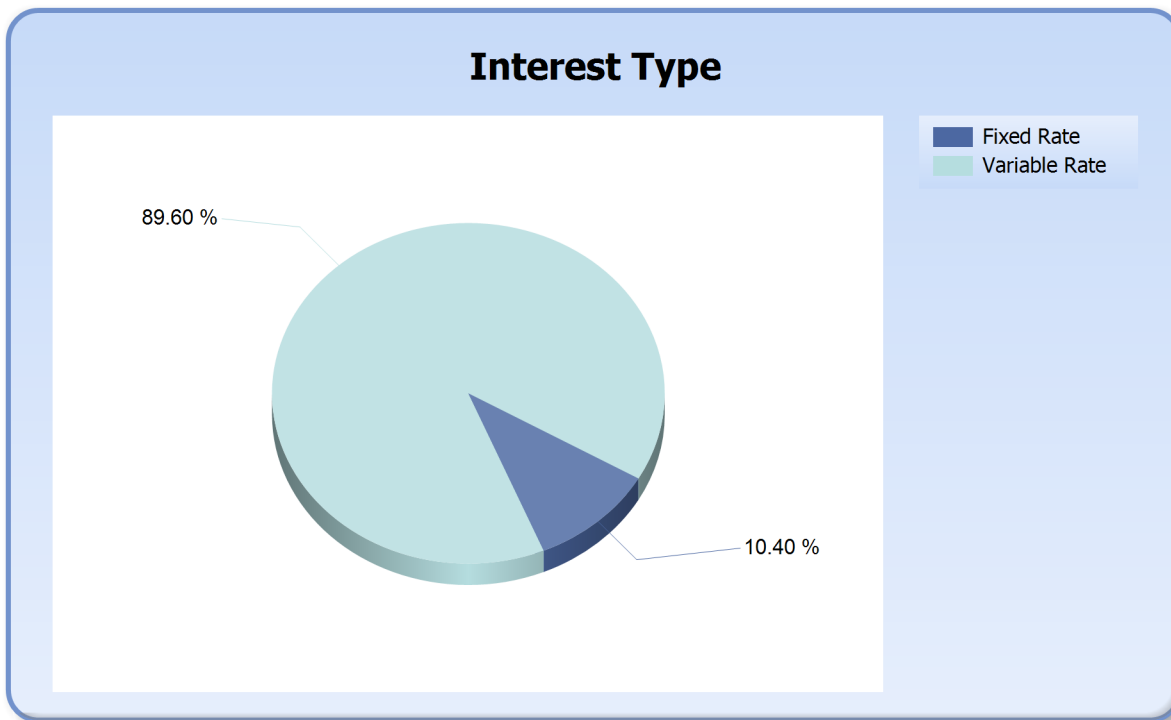
Current LVR	Current Balance	Current Balance %
<=50%	\$137,924,901.60	31.63%
>50% & <=60%	\$62,277,089.98	14.28%
>60% & <=70%	\$82,017,496.22	18.81%
>70% & <=75%	\$55,153,801.36	12.65%
>75% & <=80%	\$52,647,255.90	12.08%
>80% & <=85%	\$29,534,784.98	6.77%
>85% & <=90%	\$15,824,091.42	3.63%
>90% & <=95%	\$621,483.28	0.14%
>95% & <=100%	\$0.00	0.00%
>100%	\$0.00	0.00%
<b>Total</b>	<b>\$436,000,904.74</b>	<b>100.00%</b>



# IDOL Trust 2013-1

## General Collateral Report

Interest Type	Current Balance	Current Balance %
FIXED RATE	\$45,329,556.16	10.40%
VARIABLE RATE	\$390,671,348.58	89.60%
<b>Total</b>	<b>\$436,000,904.74</b>	<b>100.00%</b>



# IDOL Trust 2013-1

---

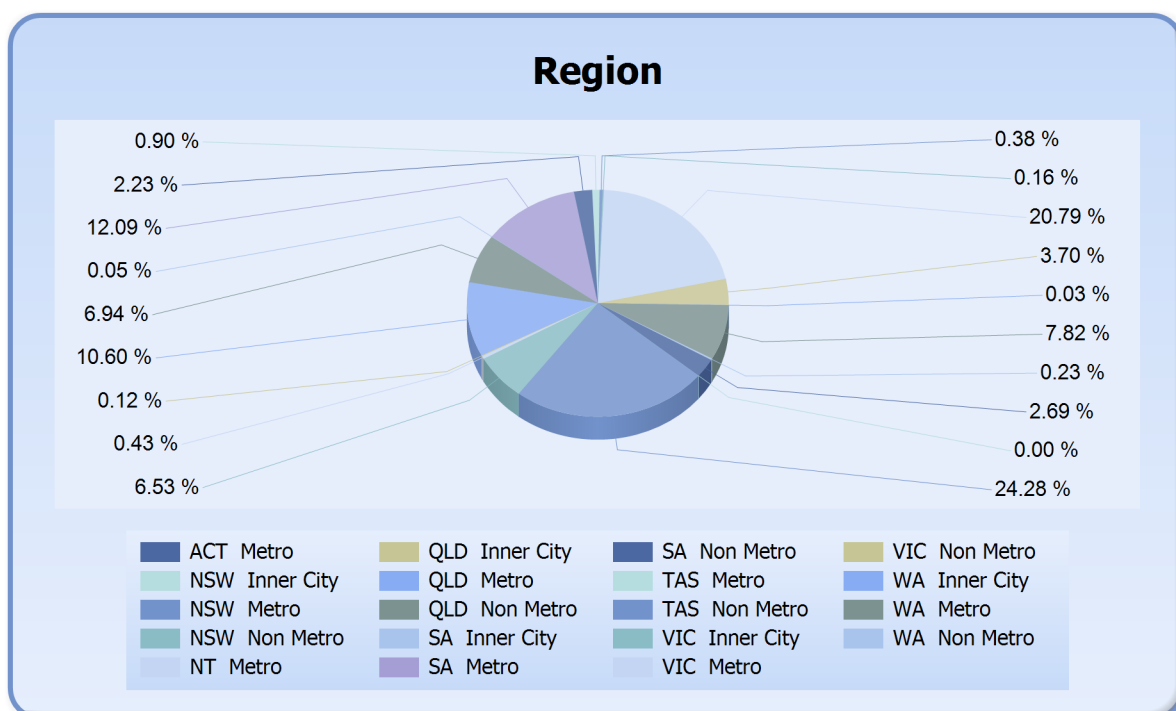
## General Collateral Report

<b>Repayment Type</b>	<b>Current Balance</b>	<b>Current Balance %</b>
Interest Only	\$11,329,557.36	2.60%
Principal & Interest	\$424,671,347.38	97.40%
<b>Total</b>	<b>\$436,000,904.74</b>	<b>100.00%</b>

# IDOL Trust 2013-1

## General Collateral Report

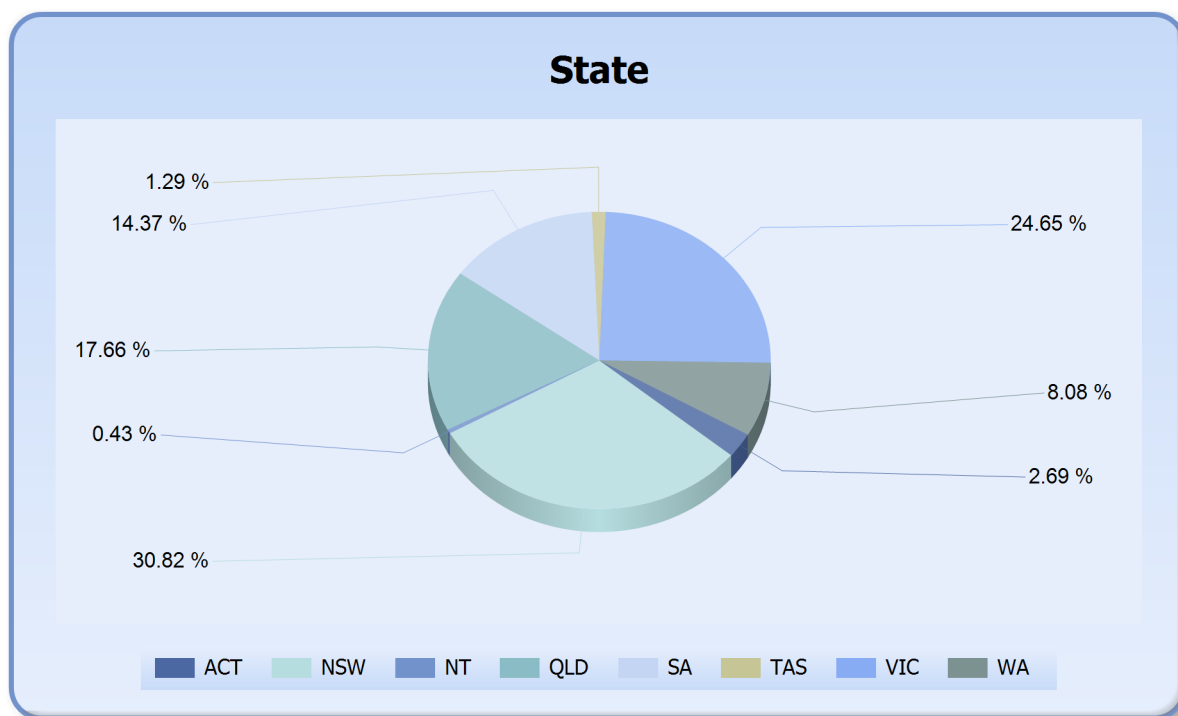
Region	Current Balance	Current Balance %
ACT Metro	\$11,744,190.60	2.69%
NSW Inner City	\$13,045.35	0.00%
NSW Metro	\$105,871,909.46	24.28%
NSW Non Metro	\$28,480,477.10	6.53%
NT Metro	\$1,892,972.38	0.43%
QLD Inner City	\$528,299.12	0.12%
QLD Metro	\$46,203,733.86	10.60%
QLD Non Metro	\$30,274,214.94	6.94%
SA Inner City	\$231,738.70	0.05%
SA Metro	\$52,698,272.11	12.09%
SA Non Metro	\$9,713,077.98	2.23%
TAS Metro	\$3,945,739.32	0.90%
TAS Non Metro	\$1,664,061.39	0.38%
VIC Inner City	\$677,576.49	0.16%
VIC Metro	\$90,661,343.30	20.79%
VIC Non Metro	\$16,152,360.73	3.70%
WA Inner City	\$136,483.18	0.03%
WA Metro	\$34,106,981.89	7.82%
WA Non Metro	\$1,004,426.84	0.23%
<b>Total</b>	<b>\$436,000,904.74</b>	<b>100.00%</b>



# IDOL Trust 2013-1

## General Collateral Report

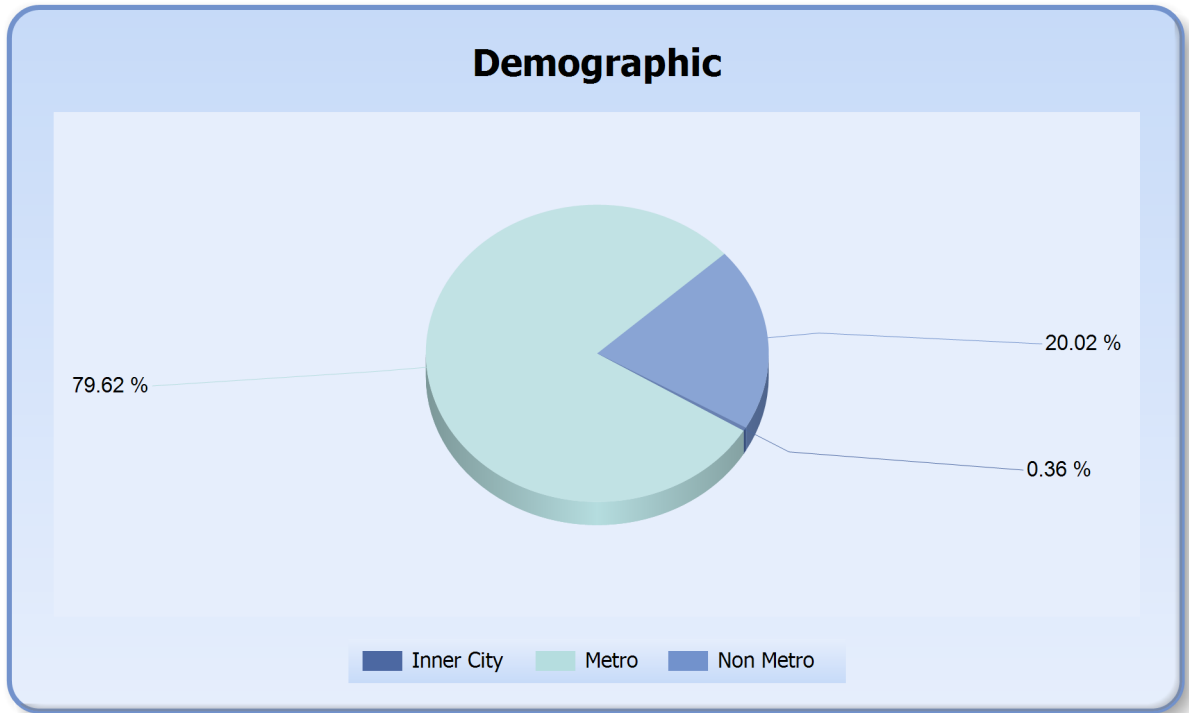
State	Current Balance	Current Balance %
ACT	\$11,744,190.60	2.69%
NSW	\$134,365,431.91	30.82%
NT	\$1,892,972.38	0.43%
QLD	\$77,006,247.92	17.66%
SA	\$62,643,088.79	14.37%
TAS	\$5,609,800.71	1.29%
VIC	\$107,491,280.52	24.65%
WA	\$35,247,891.91	8.08%
<b>Total</b>	<b>\$436,000,904.74</b>	<b>100.00%</b>



# IDOL Trust 2013-1

## General Collateral Report

Demographic	Current Balance	Current Balance %
Inner City	\$1,587,142.84	0.36%
Metro	\$347,125,142.92	79.62%
Non Metro	\$87,288,618.98	20.02%
<b>Total</b>	<b>\$436,000,904.74</b>	<b>100.00%</b>



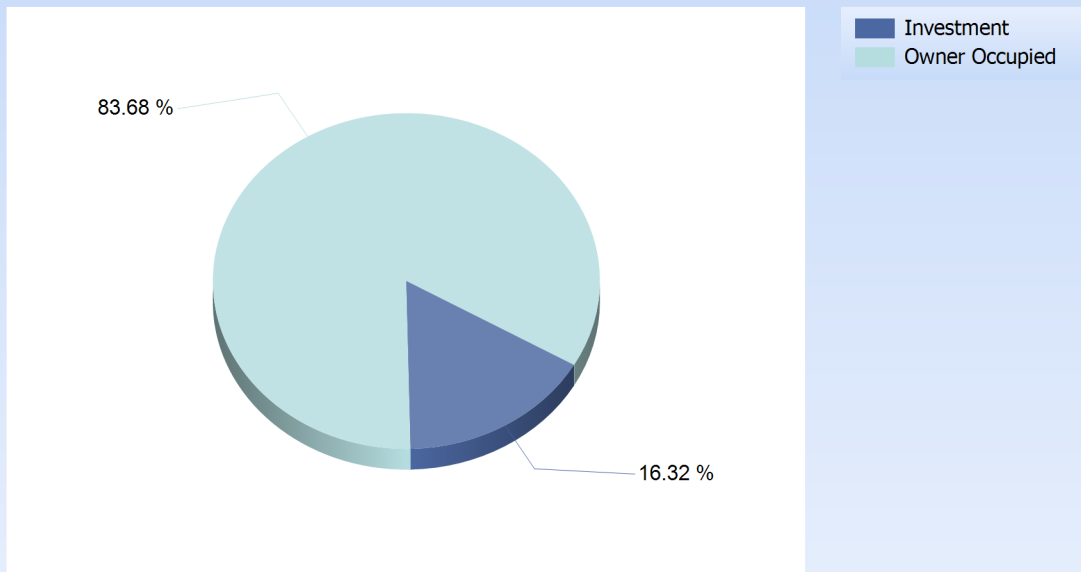


# IDOL Trust 2013-1

## General Collateral Report

Occupancy Type	Current Balance	Current Balance %
Investment	\$71,147,959.04	16.32%
Owner Occupied	\$364,852,945.70	83.68%
<b>Total</b>	<b>\$436,000,904.74</b>	<b>100.00%</b>

### Occupancy



# IDOL Trust 2013-1

## General Collateral Report

Document Type	Current Balance	Current Balance %
Full Doc	\$436,000,904.74	100.00%
<b>Total</b>	<b>\$436,000,904.74</b>	<b>100.00%</b>

