

# IDOL Trust 2013-1

## General Collateral Report

### Monthly Analysis Details:

<b>Date of Pool Cut:</b>	<b>30 Apr 2014</b>
<b>Number of Loans:</b>	<b>3,647</b>
<b>Total Current Balance:</b>	<b>\$688,012,216.23</b>
<b>Total Original Balance:</b>	<b>\$899,305,432.96</b>
<b>Total Current Variable Balance:</b>	<b>\$494,014,103.30</b>
<b>Total Current Fixed Balance:</b>	<b>\$193,998,112.93</b>
<b>Fixed Rate Balance as % of Total:</b>	<b>28.20%</b>
<b>Maximum Current Loan Balance:</b>	<b>\$1,051,316.08</b>
<b>Maximum Original Loan Balance:</b>	<b>\$1,400,000.00</b>
<b>Maximum Current LVR:</b>	<b>91.99%</b>
<b>Average Current Loan Balance:</b>	<b>\$188,651.55</b>
<b>Average Original Loan Balance:</b>	<b>\$246,587.72</b>
<b>Weighted Average Current LVR:</b>	<b>61.16%</b>

	<b>Full Doc</b>	<b>Lo Doc</b>	<b>Total</b>
% Insured Loans Covered by Genworth	97.43%	0.00%	97.43%
% Insured Loans Covered by QBE	2.57%	0.00%	2.57%
<b>Total</b>	<b>100.00%</b>	<b>0.00%</b>	<b>100.00%</b>

<b>Weighted Average Borrower Interest Rate:</b>	<b>5.37%</b>
<b>Weighted Average Variable Borrower Interest Rate:</b>	<b>5.17%</b>
<b>Weighted Average Fixed Borrower Interest Rate:</b>	<b>5.89%</b>

# IDOL Trust 2013-1

---

## General Collateral Report

	<b>Months</b>	<b>Years</b>
<b>Maximum Remaining Term:</b>	359.20	29.93
<b>Weighted Average Remaining Term:</b>	293.28	24.44
<b>Maximum Original Term:</b>	360.00	30.00
<b>Weighted Average Original Term:</b>	352.32	29.36
<b>Weighted Average Seasoning:</b>	59.17	4.93

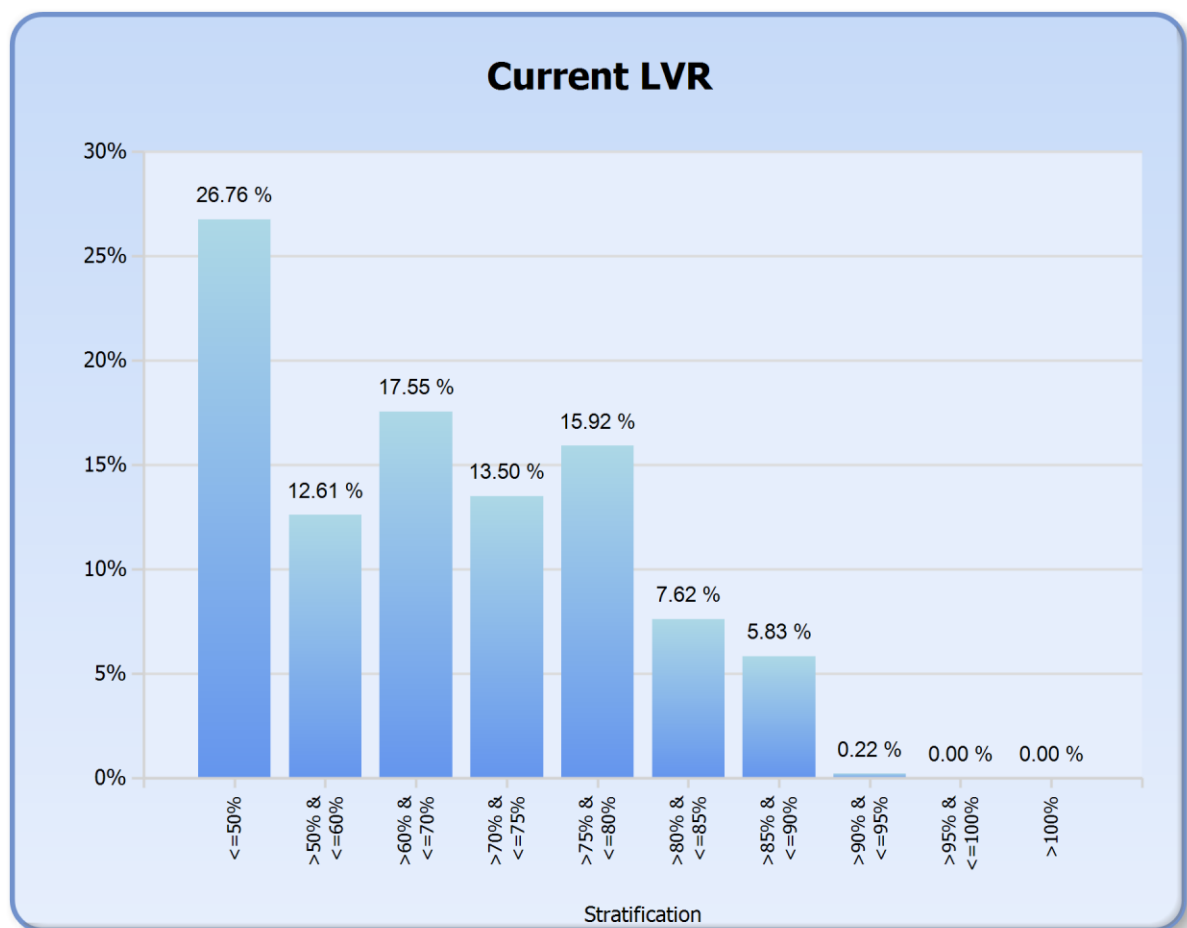
**Investment Properties as % of Total:** 17.16%

<b>Arrears Distribution:</b>	<b>Balance</b>
<= 30 days:	\$686,655,851.03
31 - 60 days:	\$834,936.37
61 - 90 days:	\$0.00
91+ days:	\$521,428.83

# IDOL Trust 2013-1

## General Collateral Report

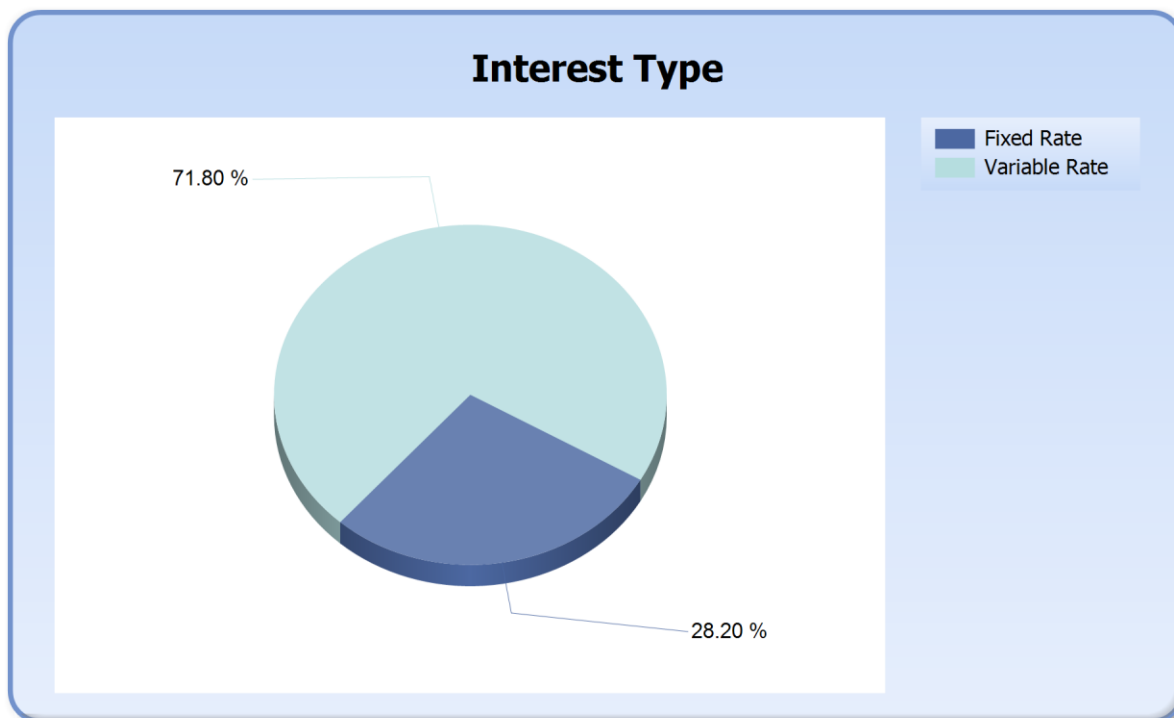
Current LVR	Current Balance	Current Balance %
<=50%	\$184,123,160.10	26.76%
>50% & <=60%	\$86,732,062.97	12.61%
>60% & <=70%	\$120,728,687.46	17.55%
>70% & <=75%	\$92,875,123.83	13.50%
>75% & <=80%	\$109,512,180.69	15.92%
>80% & <=85%	\$52,398,905.95	7.62%
>85% & <=90%	\$40,140,721.38	5.83%
>90% & <=95%	\$1,501,373.85	0.22%
>95% & <=100%	\$0.00	0.00%
>100%	\$0.00	0.00%
<b>Total</b>	<b>\$688,012,216.23</b>	<b>100.00%</b>



# IDOL Trust 2013-1

## General Collateral Report

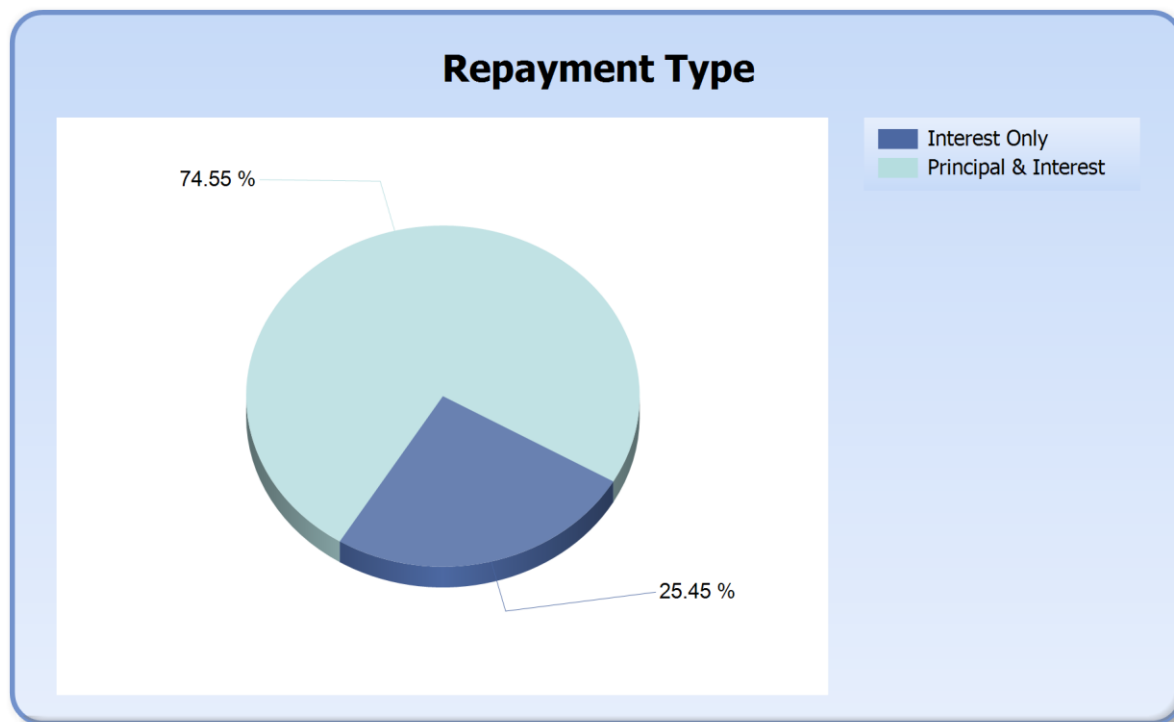
Interest Type	Current Balance	Current Balance %
FIXED RATE	\$193,998,112.93	28.20%
VARIABLE RATE	\$494,014,103.30	71.80%
<b>Total</b>	<b>\$688,012,216.23</b>	<b>100.00%</b>



# IDOL Trust 2013-1

## General Collateral Report

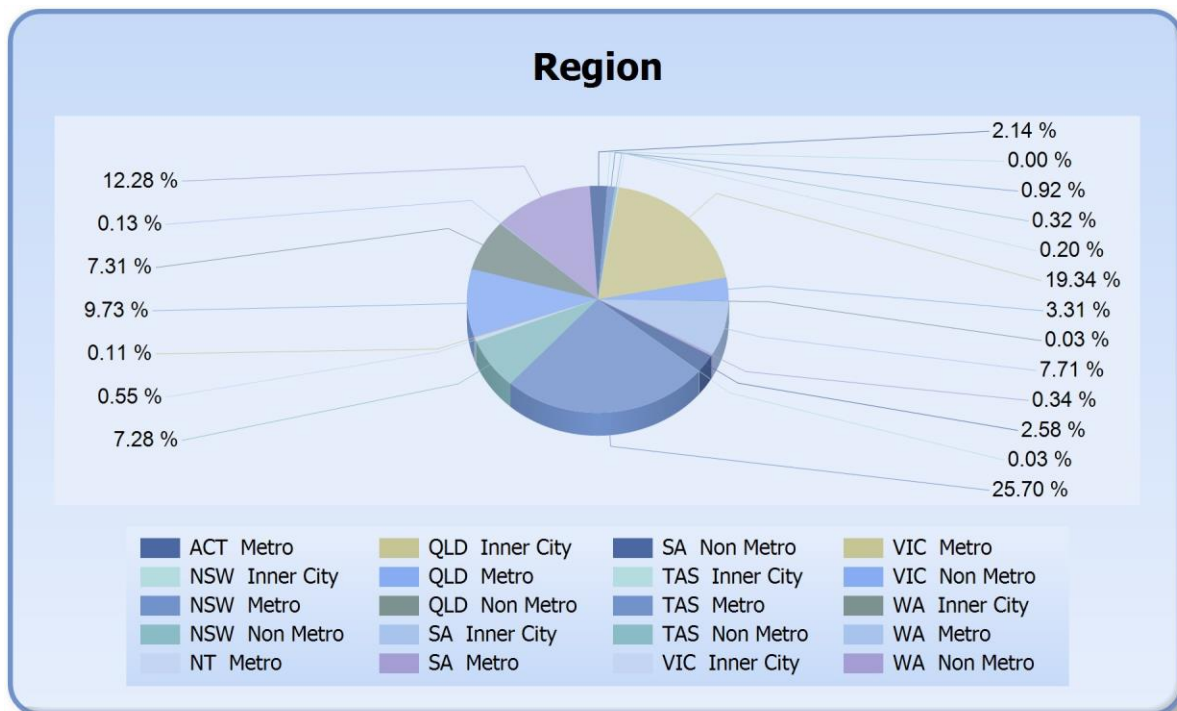
Repayment Type	Current Balance	Current Balance %
Interest Only	\$175,090,315.26	25.45%
Principal & Interest	\$512,921,900.97	74.55%
<b>Total</b>	<b>\$688,012,216.23</b>	<b>100.00%</b>



# IDOL Trust 2013-1

## General Collateral Report

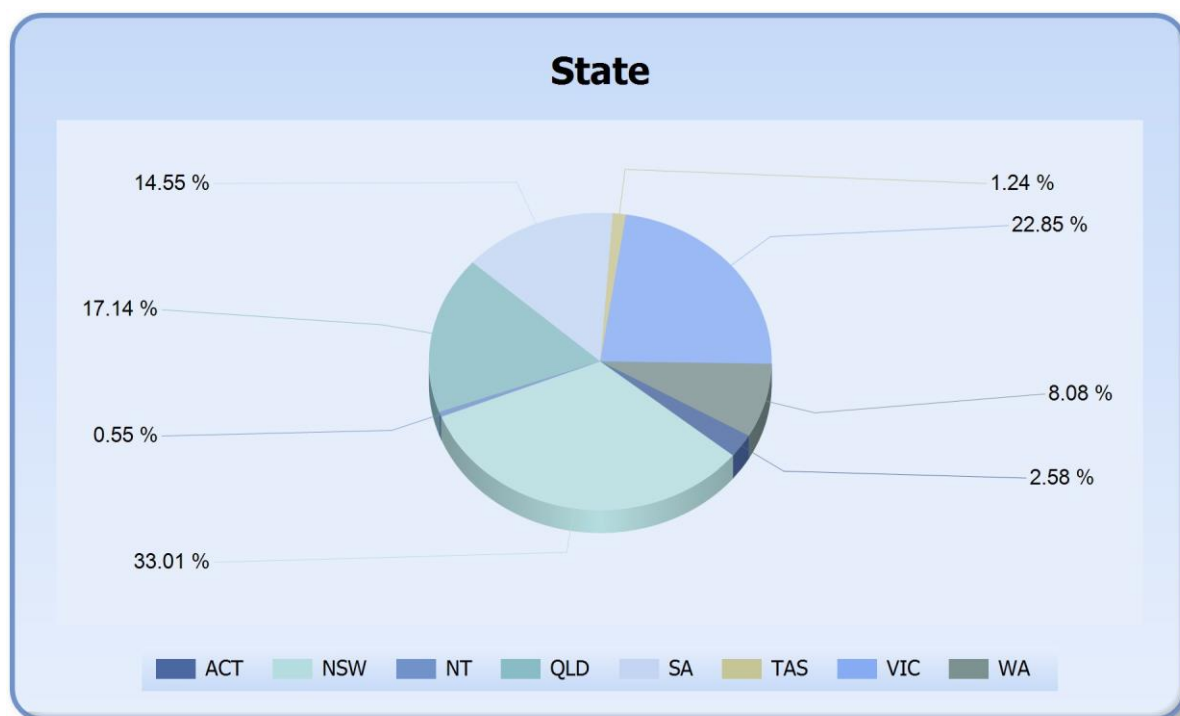
Region	Current Balance	Current Balance %
ACT Metro	\$17,716,968.69	2.58%
NSW Inner City	\$194,028.04	0.03%
NSW Metro	\$176,821,756.52	25.70%
NSW Non Metro	\$50,092,491.12	7.28%
NT Metro	\$3,777,282.04	0.55%
QLD Inner City	\$769,436.16	0.11%
QLD Metro	\$66,912,648.36	9.73%
QLD Non Metro	\$50,261,862.95	7.31%
SA Inner City	\$923,778.63	0.13%
SA Metro	\$84,496,534.48	12.28%
SA Non Metro	\$14,695,523.61	2.14%
TAS Inner City	\$3,230.98	0.00%
TAS Metro	\$6,312,462.24	0.92%
TAS Non Metro	\$2,186,364.07	0.32%
VIC Inner City	\$1,354,739.65	0.20%
VIC Metro	\$133,087,475.57	19.34%
VIC Non Metro	\$22,796,071.24	3.31%
WA Inner City	\$219,527.83	0.03%
WA Metro	\$53,062,411.15	7.71%
WA Non Metro	\$2,327,622.90	0.34%
<b>Total</b>	<b>\$688,012,216.23</b>	<b>100.00%</b>



# IDOL Trust 2013-1

## General Collateral Report

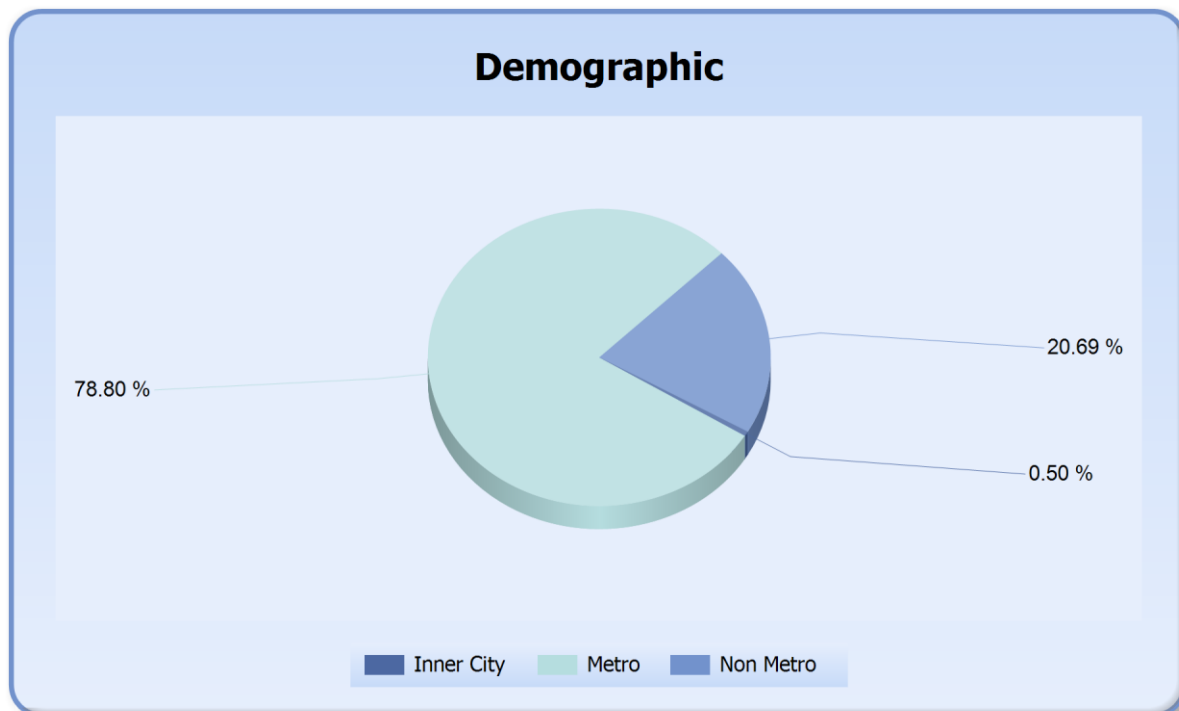
State	Current Balance	Current Balance %
ACT	\$17,716,968.69	2.58%
NSW	\$227,108,275.68	33.01%
NT	\$3,777,282.04	0.55%
QLD	\$117,943,947.47	17.14%
SA	\$100,115,836.72	14.55%
TAS	\$8,502,057.29	1.24%
VIC	\$157,238,286.46	22.85%
WA	\$55,609,561.88	8.08%
<b>Total</b>	<b>\$688,012,216.23</b>	<b>100.00%</b>



# IDOL Trust 2013-1

## General Collateral Report

Demographic	Current Balance	Current Balance %
Inner City	\$3,464,741.29	0.50%
Metro	\$542,187,539.05	78.80%
Non Metro	\$142,359,935.89	20.69%
<b>Total</b>	<b>\$688,012,216.23</b>	<b>100.00%</b>

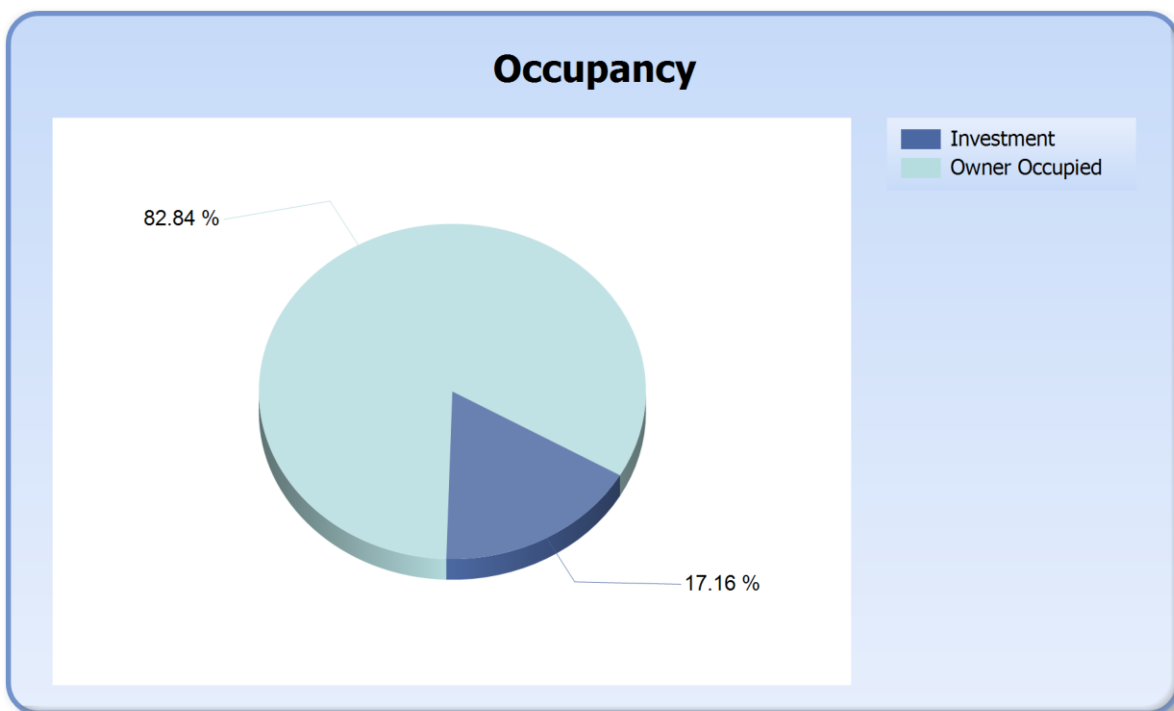




# IDOL Trust 2013-1

## General Collateral Report

Occupancy Type	Current Balance	Current Balance %
Investment	\$118,074,687.17	17.16%
Owner Occupied	\$569,937,529.06	82.84%
<b>Total</b>	<b>\$688,012,216.23</b>	<b>100.00%</b>



# IDOL Trust 2013-1

## General Collateral Report

Document Type	Current Balance	Current Balance %
Full Doc	\$688,012,216.23	100.00%
<b>Total</b>	<b>\$688,012,216.23</b>	<b>100.00%</b>

