

# IDOL Trust 2012-2

## General Collateral Report

### Monthly Analysis Details:

<b>Date of Pool Cut:</b>	<b>30 Nov 2014</b>
<b>Number of Loans:</b>	<b>2,565</b>
<b>Total Current Balance:</b>	<b>\$478,124,605.63</b>
<b>Total Original Balance:</b>	<b>\$657,060,055.01</b>
<b>Total Current Variable Balance:</b>	<b>\$477,736,304.87</b>
<b>Total Current Fixed Balance:</b>	<b>\$388,300.76</b>
<b>Fixed Rate Balance as % of Total:</b>	<b>0.08%</b>
<b>Maximum Current Loan Balance:</b>	<b>\$668,883.45</b>
<b>Maximum Original Loan Balance:</b>	<b>\$925,000.00</b>
<b>Maximum Current LVR:</b>	<b>90.94%</b>
<b>Average Current Loan Balance:</b>	<b>\$186,403.36</b>
<b>Average Original Loan Balance:</b>	<b>\$256,163.76</b>
<b>Weighted Average Current LVR:</b>	<b>59.26%</b>

	<b>Full Doc</b>	<b>Lo Doc</b>	<b>Total</b>
% Insured Loans Covered by Genworth	23.65%	0.00%	23.65%
% Insured Loans Covered by QBE	76.35%	0.00%	76.35%
<b>Total</b>	<b>100.00%</b>	<b>0.00%</b>	<b>100.00%</b>

<b>Weighted Average Borrower Interest Rate:</b>	<b>5.18%</b>
<b>Weighted Average Variable Borrower Interest Rate:</b>	<b>5.18%</b>
<b>Weighted Average Fixed Borrower Interest Rate:</b>	<b>4.76%</b>

# IDOL Trust 2012-2

---

## General Collateral Report

	<b>Months</b>	<b>Years</b>
<b>Maximum Remaining Term:</b>	327.70	27.31
<b>Weighted Average Remaining Term:</b>	278.78	23.23
<b>Maximum Original Term:</b>	360.00	30.00
<b>Weighted Average Original Term:</b>	353.60	29.47
<b>Weighted Average Seasoning:</b>	74.81	6.23

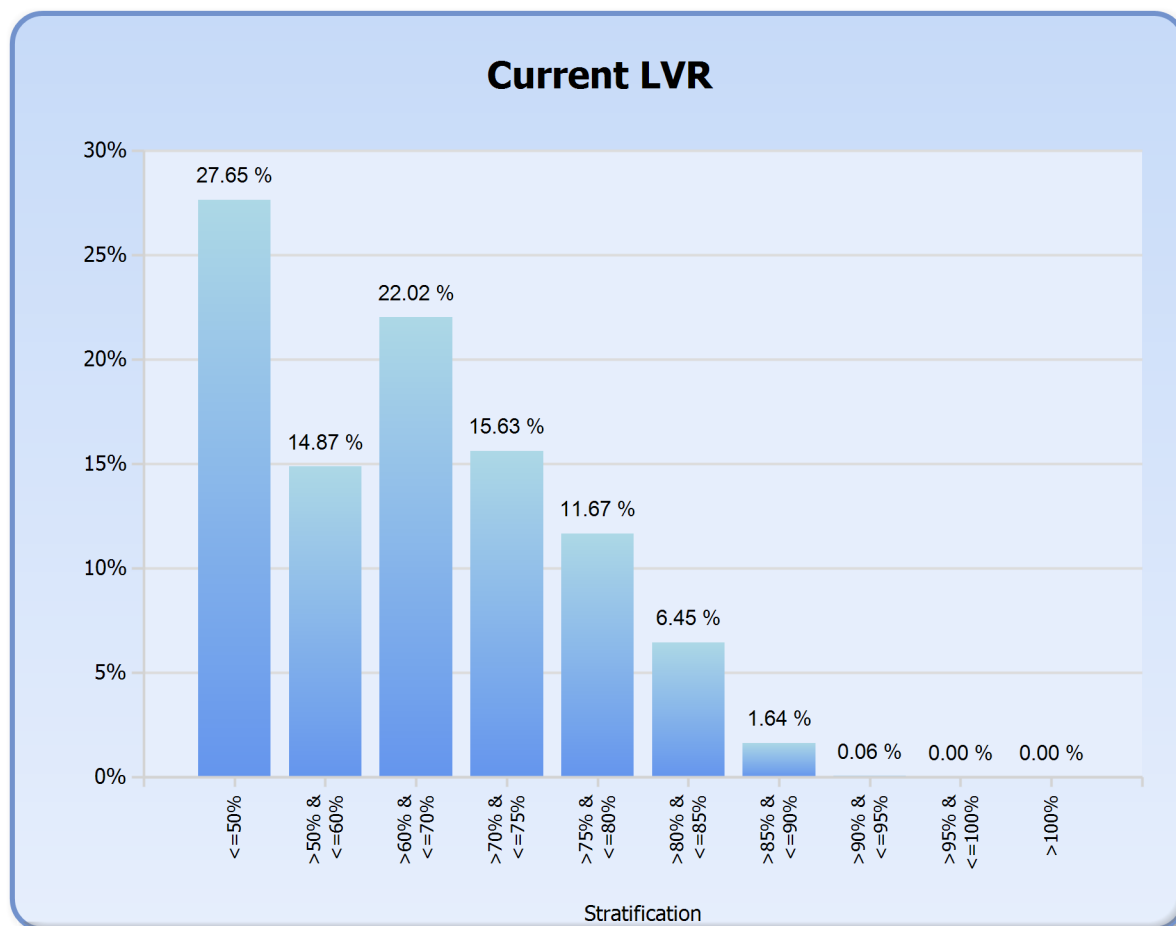
**Investment Properties as % of Total:** 15.89%

<b>Arrears Distribution:</b>	<b>Balance</b>
<= 30 days:	\$477,202,646.56
31 - 60 days:	\$501,689.60
61 - 90 days:	\$0.00
91+ days:	\$420,269.47

# IDOL Trust 2012-2

## General Collateral Report

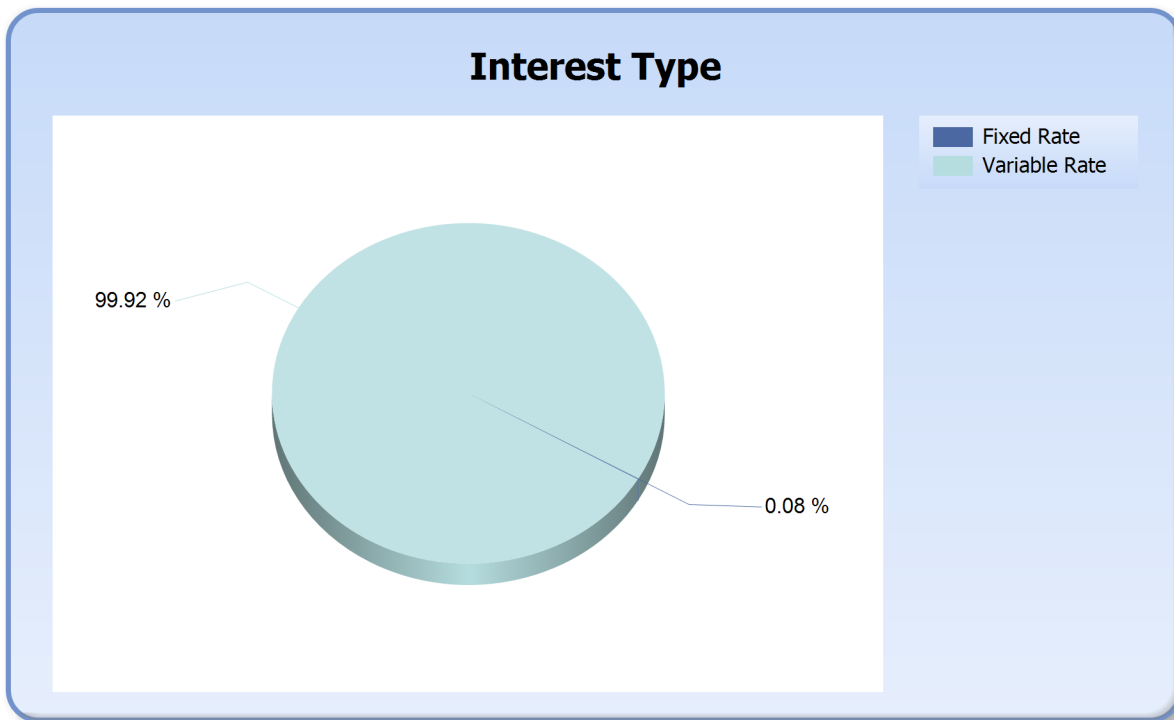
Current LVR	Current Balance	Current Balance %
<=50%	\$132,204,031.73	27.65%
>50% & <=60%	\$71,108,974.75	14.87%
>60% & <=70%	\$105,265,275.60	22.02%
>70% & <=75%	\$74,741,050.96	15.63%
>75% & <=80%	\$55,810,033.17	11.67%
>80% & <=85%	\$30,848,979.40	6.45%
>85% & <=90%	\$7,846,171.50	1.64%
>90% & <=95%	\$300,088.52	0.06%
>95% & <=100%	\$0.00	0.00%
>100%	\$0.00	0.00%
<b>Total</b>	<b>\$478,124,605.63</b>	<b>100.00%</b>



# IDOL Trust 2012-2

## General Collateral Report

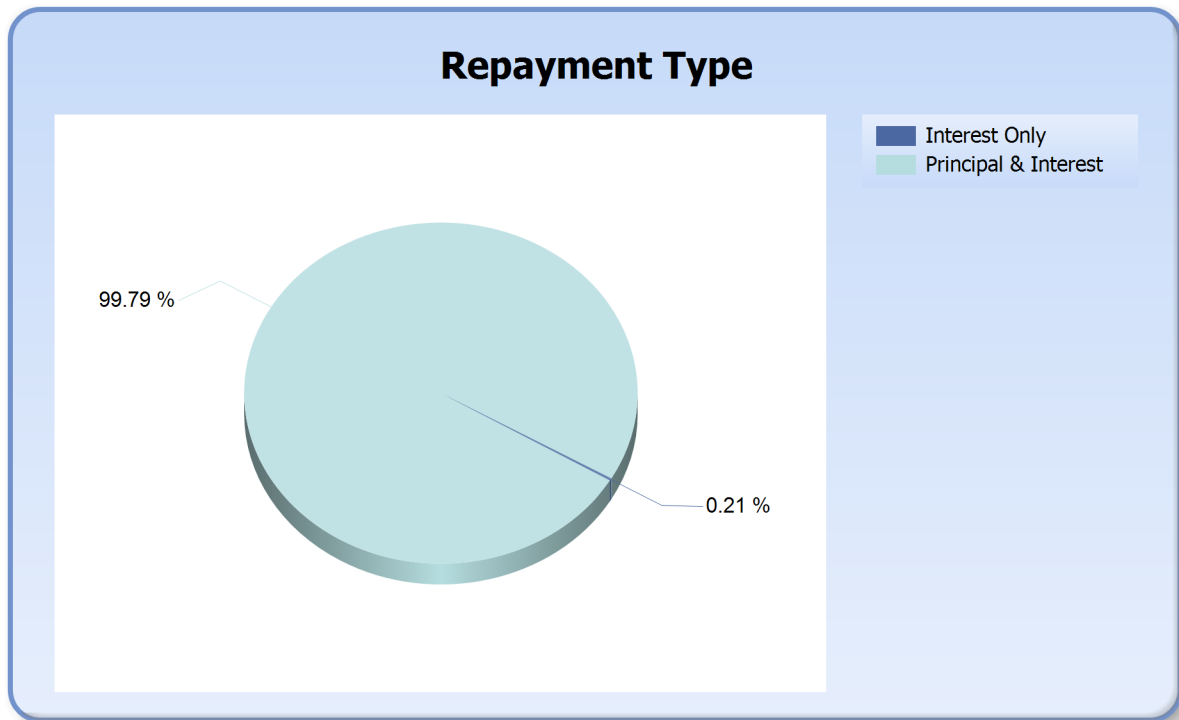
Interest Type	Current Balance	Current Balance %
FIXED RATE	\$388,300.76	0.08%
VARIABLE RATE	\$477,736,304.87	99.92%
<b>Total</b>	<b>\$478,124,605.63</b>	<b>100.00%</b>



# IDOL Trust 2012-2

## General Collateral Report

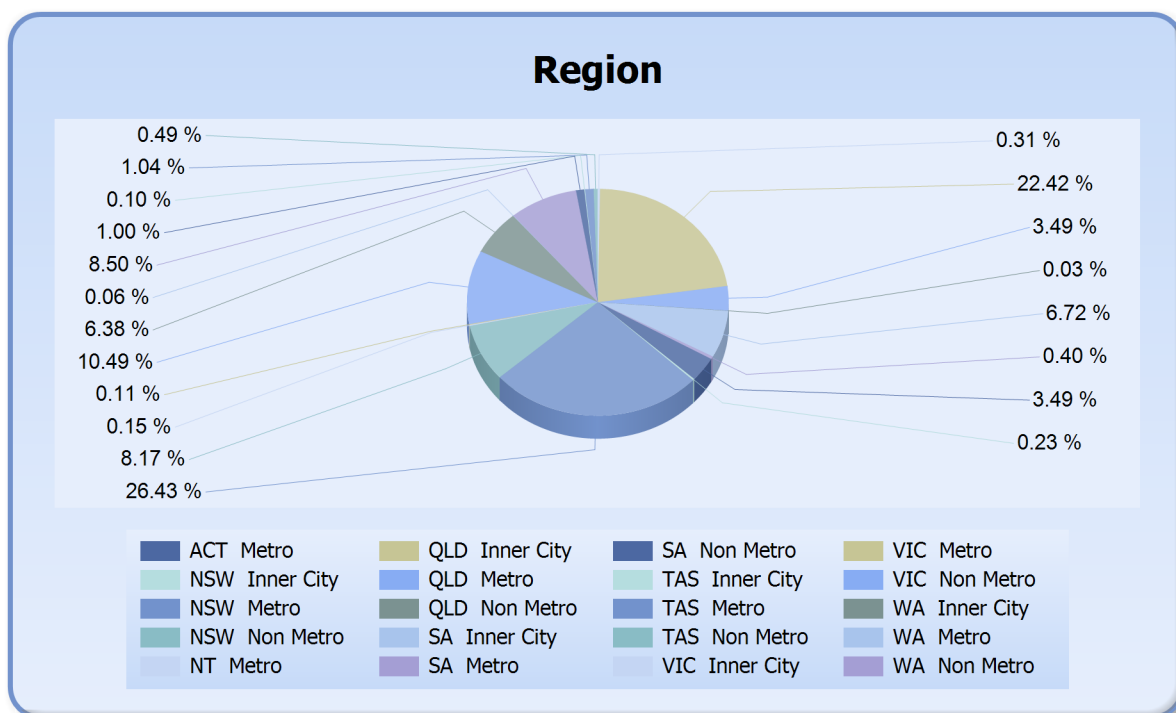
Repayment Type	Current Balance	Current Balance %
Interest Only	\$581,143.08	0.12%
Principal & Interest	\$477,543,462.55	99.88%
<b>Total</b>	<b>\$478,124,605.63</b>	<b>100.00%</b>



# IDOL Trust 2012-2

## General Collateral Report

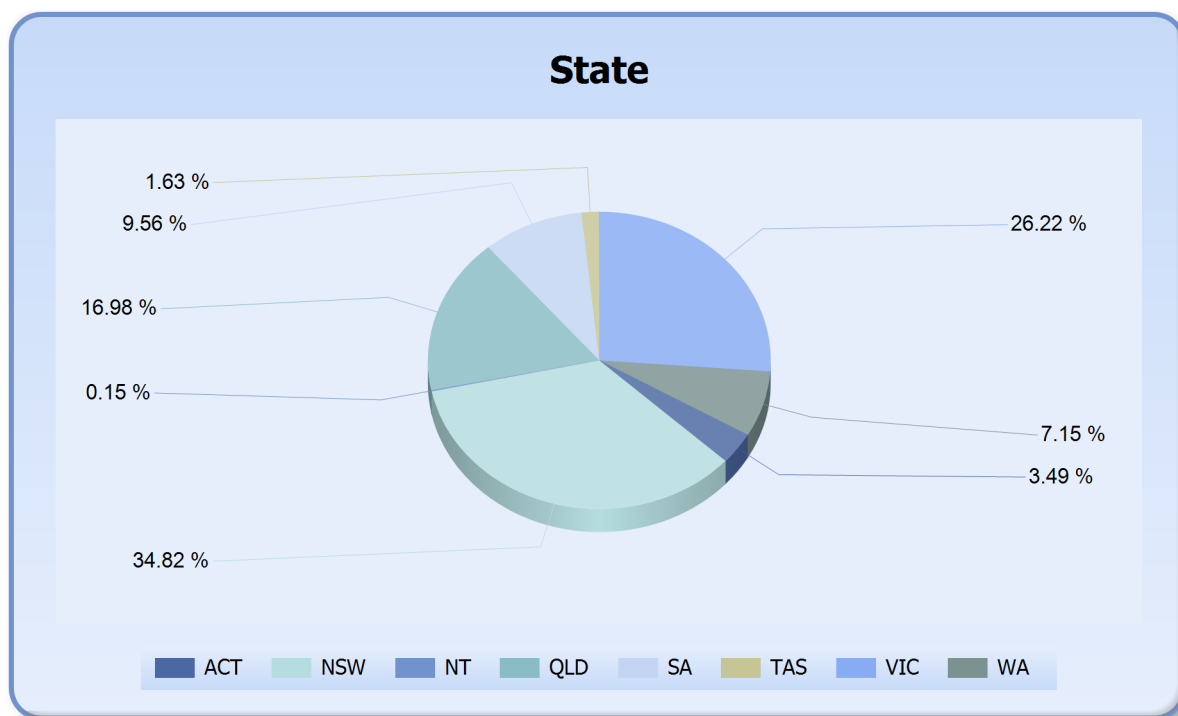
Region	Current Balance	Current Balance %
ACT Metro	\$16,690,043.62	3.49%
NSW Inner City	\$1,079,147.23	0.23%
NSW Metro	\$126,369,231.10	26.43%
NSW Non Metro	\$39,040,624.01	8.17%
NT Metro	\$719,032.68	0.15%
QLD Inner City	\$547,386.94	0.11%
QLD Metro	\$50,149,453.79	10.49%
QLD Non Metro	\$30,498,492.08	6.38%
SA Inner City	\$273,318.05	0.06%
SA Metro	\$40,641,199.93	8.50%
SA Non Metro	\$4,798,697.06	1.00%
TAS Inner City	\$474,892.88	0.10%
TAS Metro	\$4,979,271.76	1.04%
TAS Non Metro	\$2,332,256.06	0.49%
VIC Inner City	\$1,466,776.00	0.31%
VIC Metro	\$107,217,143.96	22.42%
VIC Non Metro	\$16,682,951.42	3.49%
WA Inner City	\$149,572.15	0.03%
WA Metro	\$32,121,766.19	6.72%
WA Non Metro	\$1,893,348.72	0.40%
<b>Total</b>	<b>\$478,124,605.63</b>	<b>100.00%</b>



# IDOL Trust 2012-2

## General Collateral Report

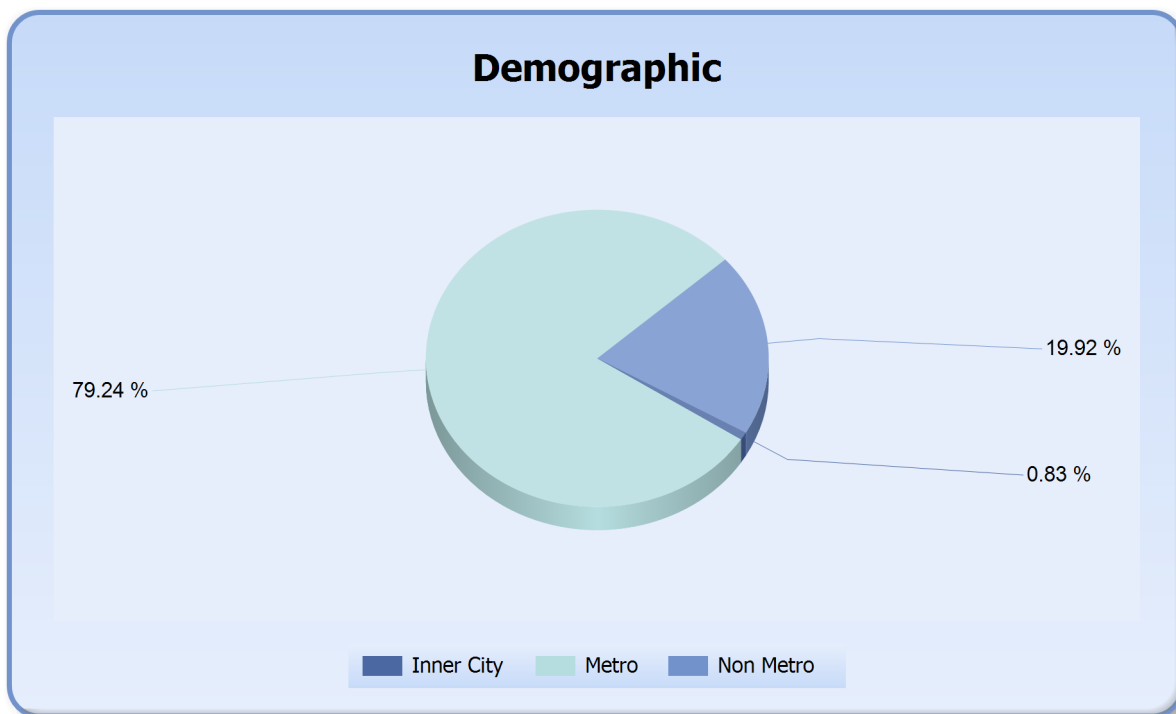
State	Current Balance	Current Balance %
ACT	\$16,690,043.62	3.49%
NSW	\$166,489,002.34	34.82%
NT	\$719,032.68	0.15%
QLD	\$81,195,332.81	16.98%
SA	\$45,713,215.04	9.56%
TAS	\$7,786,420.70	1.63%
VIC	\$125,366,871.38	26.22%
WA	\$34,164,687.06	7.15%
<b>Total</b>	<b>\$478,124,605.63</b>	<b>100.00%</b>



# IDOL Trust 2012-2

## General Collateral Report

Demographic	Current Balance	Current Balance %
Inner City	\$3,991,093.25	0.83%
Metro	\$378,887,143.03	79.24%
Non Metro	\$95,246,369.35	19.92%
<b>Total</b>	<b>\$478,124,605.63</b>	<b>100.00%</b>



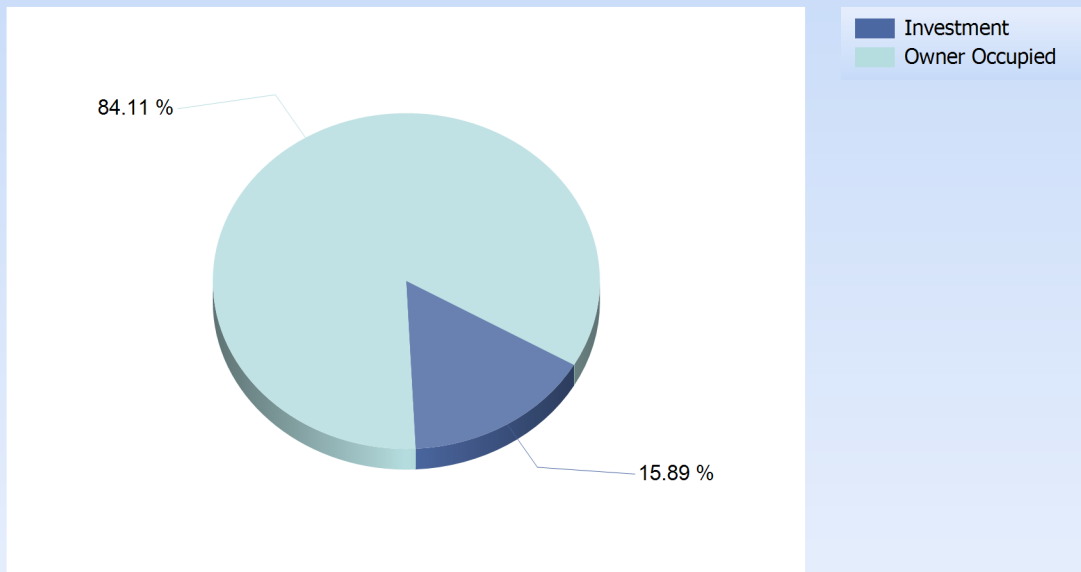


# IDOL Trust 2012-2

## General Collateral Report

Occupancy Type	Current Balance	Current Balance %
Investment	\$75,984,112.81	15.89%
Owner Occupied	\$402,140,492.82	84.11%
<b>Total</b>	<b>\$478,124,605.63</b>	<b>100.00%</b>

### Occupancy



# IDOL Trust 2012-2

## General Collateral Report

Document Type	Current Balance	Current Balance %
Full Doc	\$478,124,605.63	100.00%
<b>Total</b>	<b>\$478,124,605.63</b>	<b>100.00%</b>

