

IDOL Trust 2012-2

General Collateral Report

Monthly Analysis Details:

Date of Pool Cut:	31 May 2014
Number of Loans:	2,894
Total Current Balance:	\$565,906,016.67
Total Original Balance:	\$742,150,321.01
Total Current Variable Balance:	\$564,108,398.48
Total Current Fixed Balance:	\$1,797,618.19
Fixed Rate Balance as % of Total:	0.32%
Maximum Current Loan Balance:	\$680,271.03
Maximum Original Loan Balance:	\$925,000.00
Maximum Current LVR:	90.71%
Average Current Loan Balance:	\$195,544.58
Average Original Loan Balance:	\$256,444.48
Weighted Average Current LVR:	60.49%

	Full Doc	Lo Doc	Total
% Insured Loans Covered by Genworth	23.69%	0.00%	23.69%
% Insured Loans Covered by QBE	76.31%	0.00%	76.31%
Total	100.00%	0.00%	100.00%

Weighted Average Borrower Interest Rate:	5.18%
Weighted Average Variable Borrower Interest Rate:	5.18%
Weighted Average Fixed Borrower Interest Rate:	4.87%

IDOL Trust 2012-2

General Collateral Report

	Months	Years
Maximum Remaining Term:	333.70	27.81
Weighted Average Remaining Term:	285.22	23.77
Maximum Original Term:	360.00	30.00
Weighted Average Original Term:	353.68	29.47
Weighted Average Seasoning:	68.38	5.70

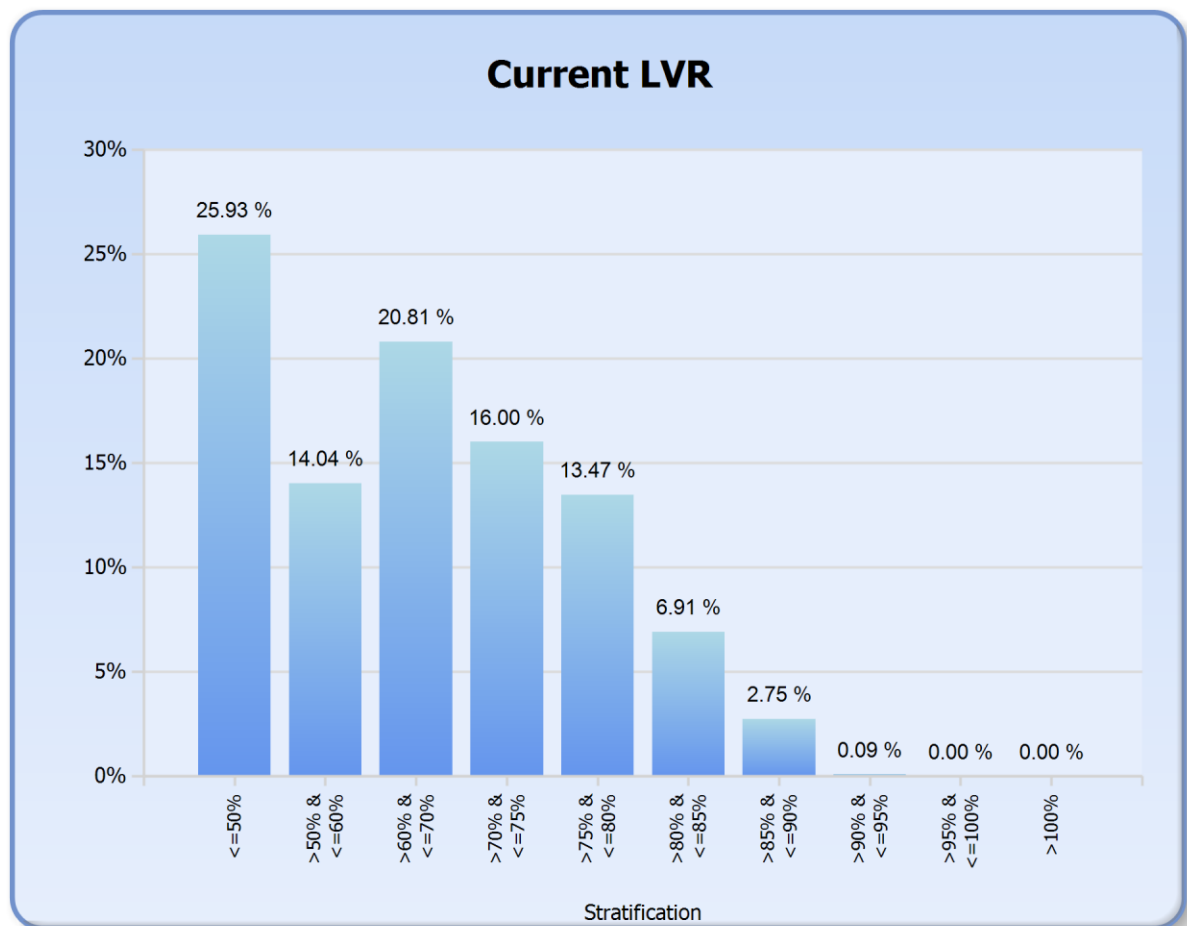
Investment Properties as % of Total: 16.16%

Arrears Distribution:	Balance
<= 30 days:	\$564,912,306.12
31 - 60 days:	\$993,710.55
61 - 90 days:	\$0.00
91+ days:	\$0.00

IDOL Trust 2012-2

General Collateral Report

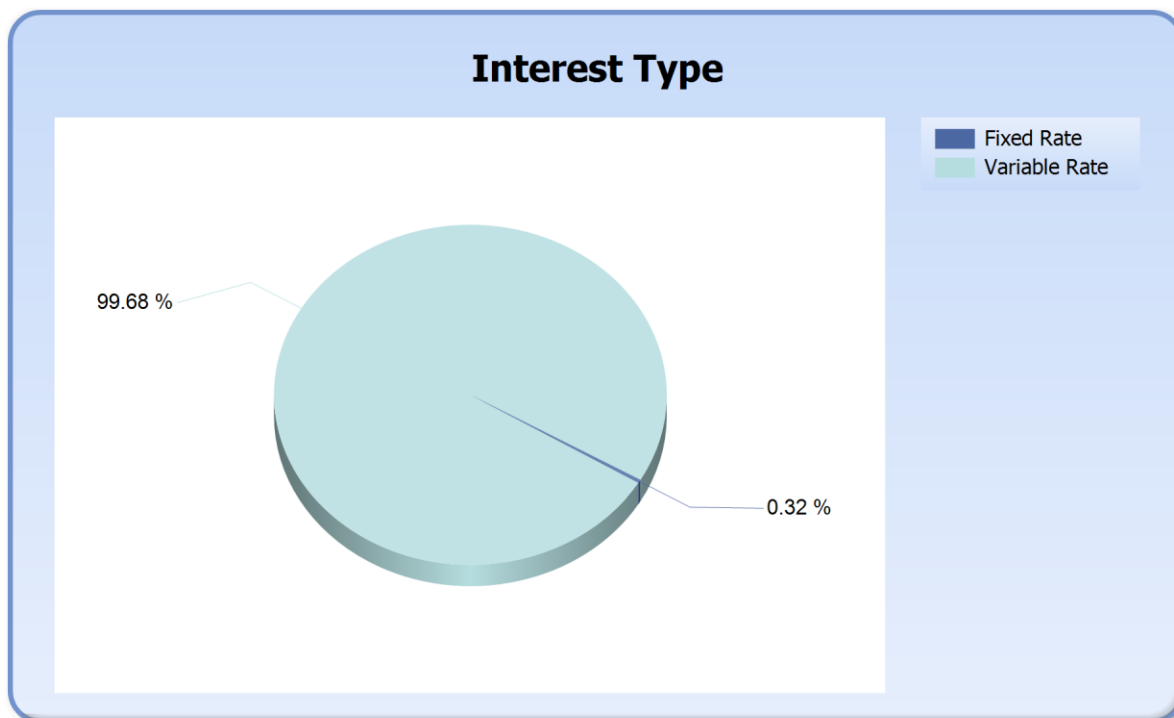
Current LVR	Current Balance	Current Balance %
<=50%	\$146,747,407.99	25.93%
>50% & <=60%	\$79,426,373.55	14.04%
>60% & <=70%	\$117,775,115.63	20.81%
>70% & <=75%	\$90,564,823.21	16.00%
>75% & <=80%	\$76,238,522.54	13.47%
>80% & <=85%	\$39,092,096.65	6.91%
>85% & <=90%	\$15,544,851.31	2.75%
>90% & <=95%	\$516,825.79	0.09%
>95% & <=100%	\$0.00	0.00%
>100%	\$0.00	0.00%
Total	\$565,906,016.67	100.00%



IDOL Trust 2012-2

General Collateral Report

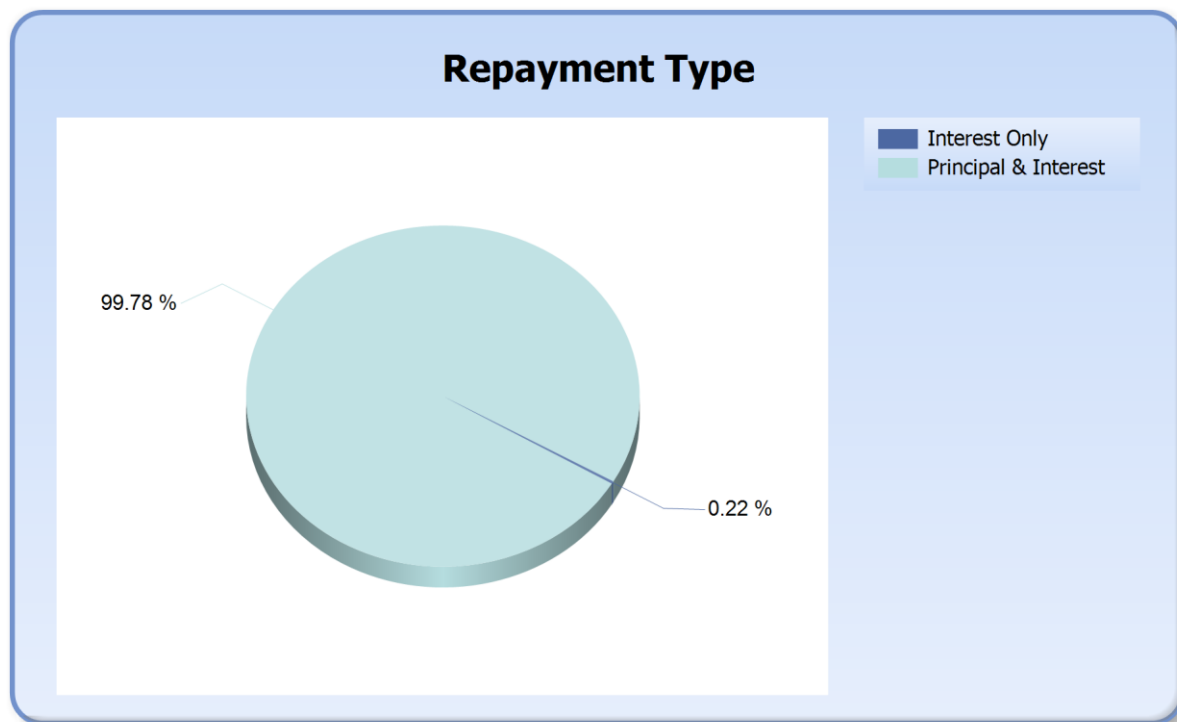
Interest Type	Current Balance	Current Balance %
FIXED RATE	\$1,797,618.19	0.32%
VARIABLE RATE	\$564,108,398.48	99.68%
Total	\$565,906,016.67	100.00%



IDOL Trust 2012-2

General Collateral Report

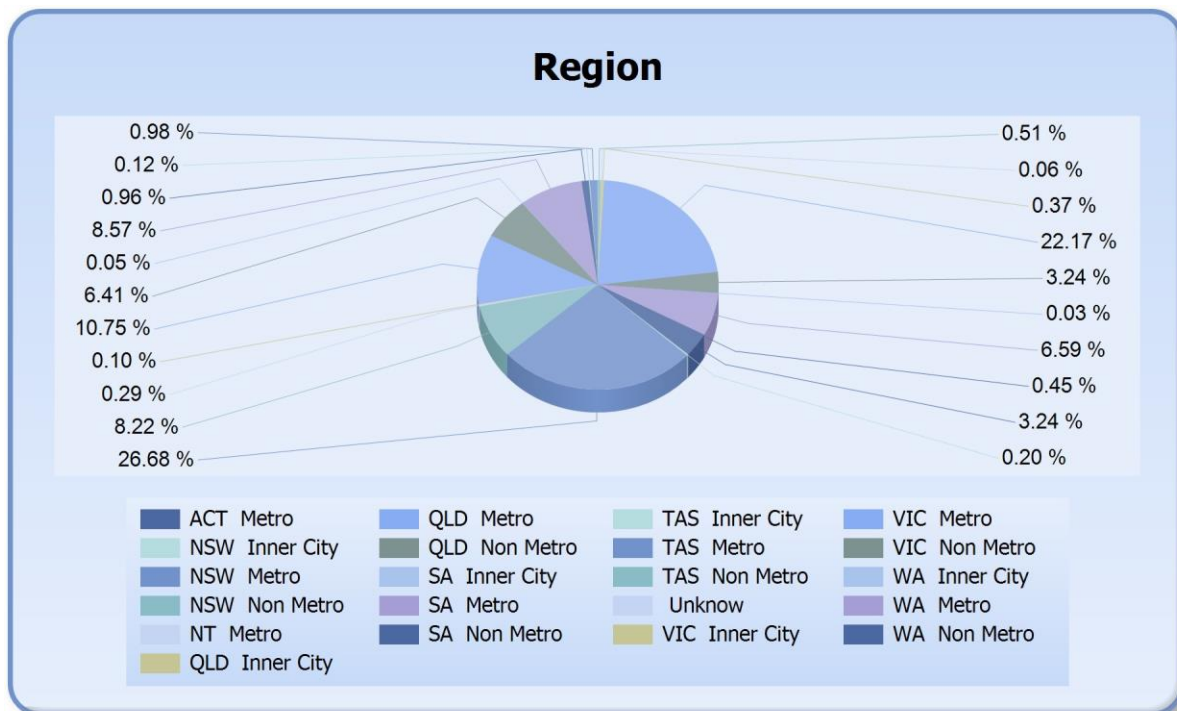
Repayment Type	Current Balance	Current Balance %
Interest Only	\$1,262,331.20	0.22%
Principal & Interest	\$564,643,685.47	99.78%
Total	\$565,906,016.67	100.00%



IDOL Trust 2012-2

General Collateral Report

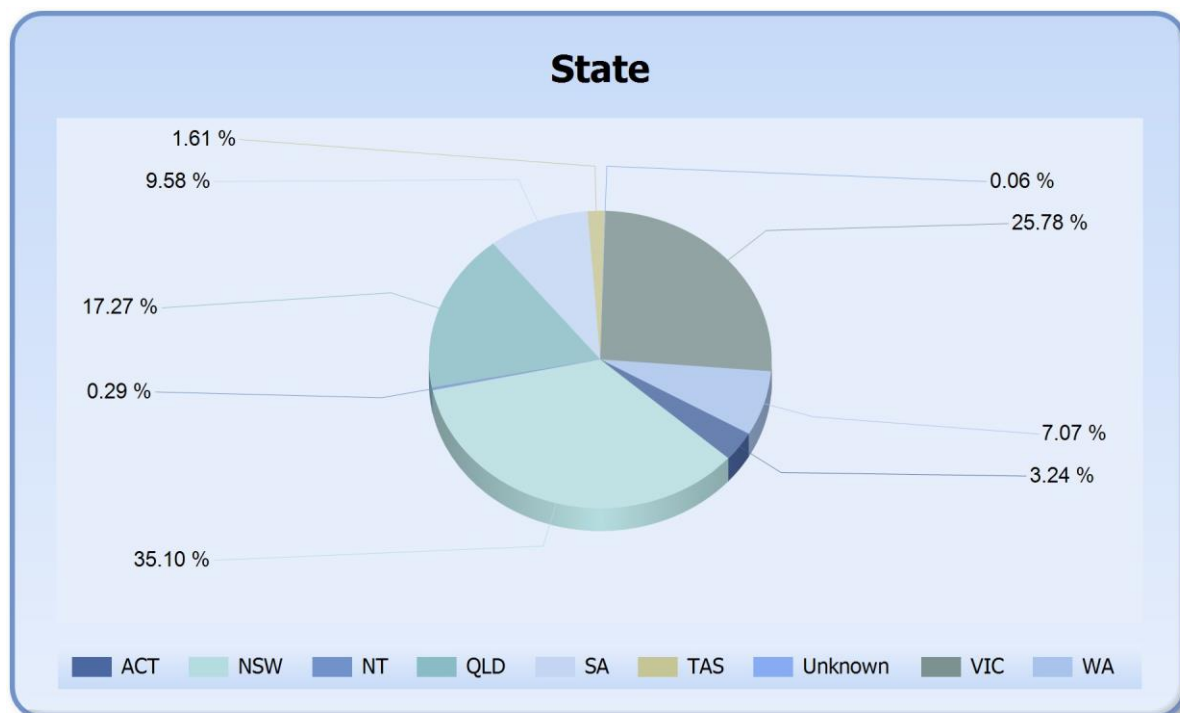
Region	Current Balance	Current Balance %
Unknown	\$335,333.61	0.06%
ACT Metro	\$18,331,070.50	3.24%
NSW Inner City	\$1,124,940.50	0.20%
NSW Metro	\$150,979,097.97	26.68%
NSW Non Metro	\$46,541,742.08	8.22%
NT Metro	\$1,637,326.72	0.29%
QLD Inner City	\$570,905.01	0.10%
QLD Metro	\$60,860,735.75	10.75%
QLD Non Metro	\$36,293,849.71	6.41%
SA Inner City	\$259,166.99	0.05%
SA Metro	\$48,525,488.57	8.57%
SA Non Metro	\$5,448,376.27	0.96%
TAS Inner City	\$706,040.40	0.12%
TAS Metro	\$5,550,778.91	0.98%
TAS Non Metro	\$2,879,630.08	0.51%
VIC Inner City	\$2,066,268.19	0.37%
VIC Metro	\$125,453,085.93	22.17%
VIC Non Metro	\$18,353,019.20	3.24%
WA Inner City	\$151,434.65	0.03%
WA Metro	\$37,306,684.74	6.59%
WA Non Metro	\$2,531,040.89	0.45%
Total	\$565,906,016.67	100.00%



IDOL Trust 2012-2

General Collateral Report

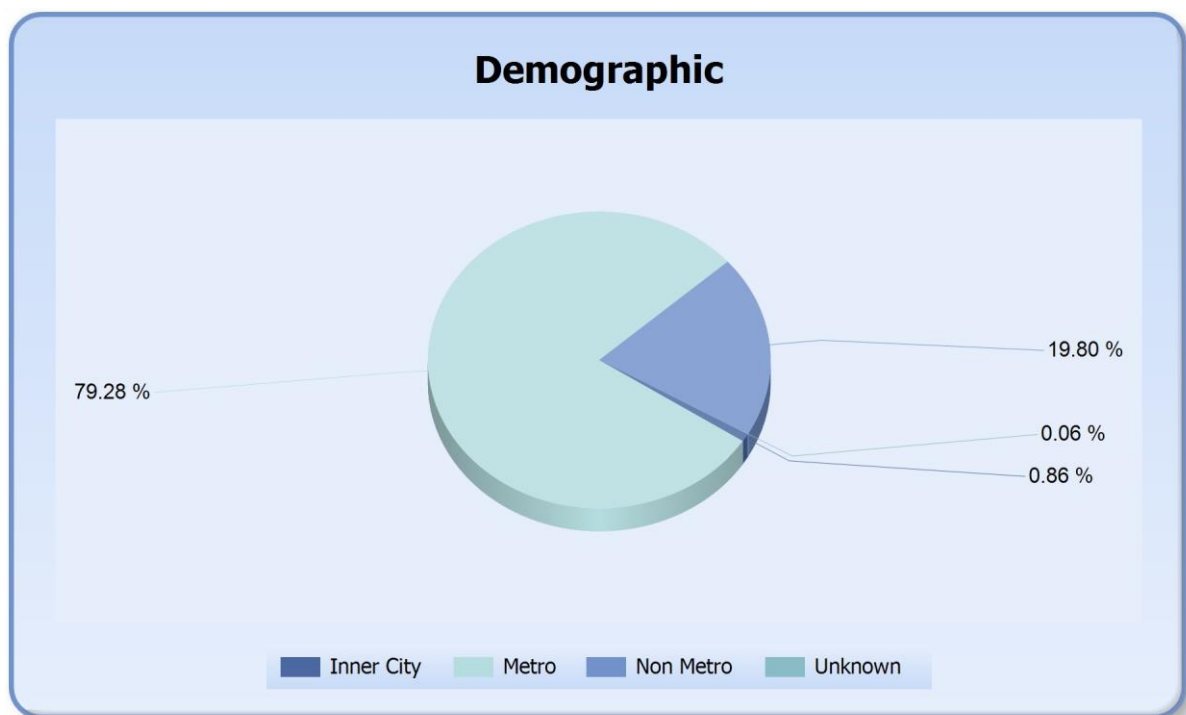
State	Current Balance	Current Balance %
ACT	\$18,331,070.50	3.24%
NSW	\$198,645,780.55	35.10%
NT	\$1,637,326.72	0.29%
QLD	\$97,725,490.47	17.27%
SA	\$54,233,031.83	9.58%
TAS	\$9,136,449.39	1.61%
Unknown	\$335,333.61	0.06%
VIC	\$145,872,373.32	25.78%
WA	\$39,989,160.28	7.07%
Total	\$565,906,016.67	100.00%



IDOL Trust 2012-2

General Collateral Report

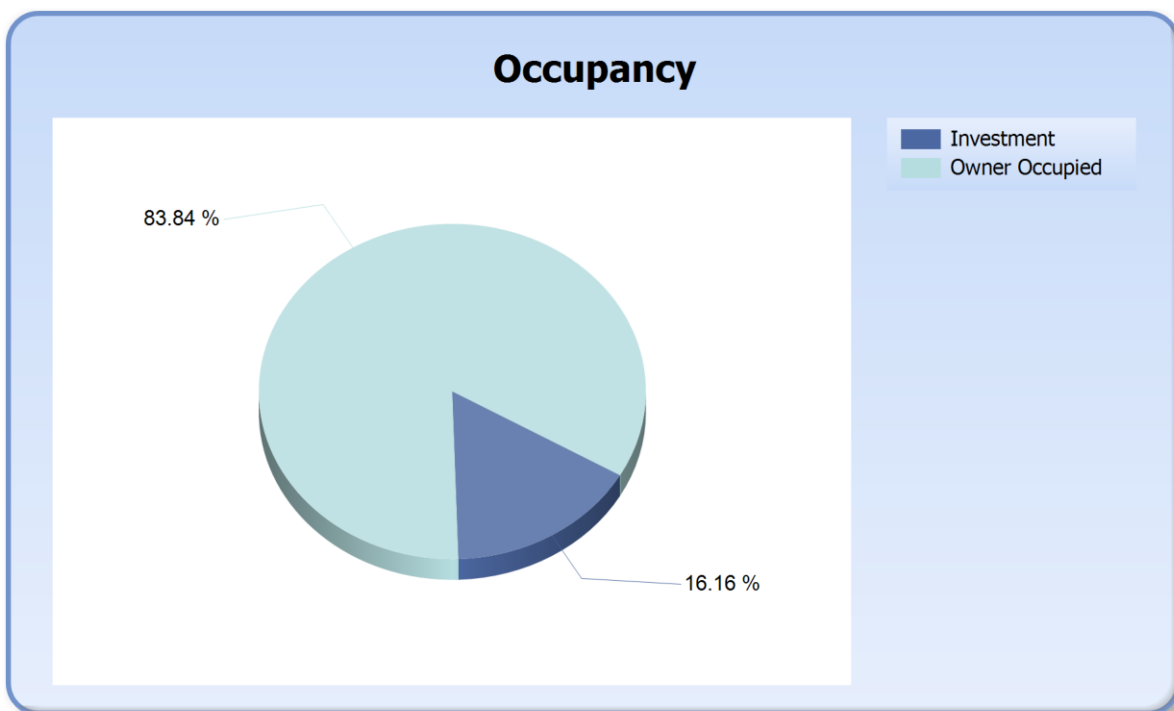
Demographic	Current Balance	Current Balance %
Inner City	\$4,878,755.74	0.86%
Metro	\$448,644,269.09	79.28%
Non Metro	\$112,047,658.23	19.80%
Unknown	\$335,333.61	0.06%
Total	\$565,906,016.67	100.00%



IDOL Trust 2012-2

General Collateral Report

Occupancy Type	Current Balance	Current Balance %
Investment	\$91,448,281.81	16.16%
Owner Occupied	\$474,457,734.86	83.84%
Total	\$565,906,016.67	100.00%



IDOL Trust 2012-2

General Collateral Report

Document Type	Current Balance	Current Balance %
Full Doc	\$565,906,016.67	100.00%
Total	\$565,906,016.67	100.00%

