

# IDOL Trust 2012-2

## General Collateral Report

### Monthly Analysis Details:

<b>Date of Pool Cut:</b>	<b>31 Mar 2015</b>
<b>Number of Loans:</b>	<b>2,378</b>
<b>Total Current Balance:</b>	<b>\$429,421,481.05</b>
<b>Total Original Balance:</b>	<b>\$604,996,120.18</b>
<b>Total Current Variable Balance:</b>	<b>\$428,837,689.46</b>
<b>Total Current Fixed Balance:</b>	<b>\$583,791.59</b>
<b>Fixed Rate Balance as % of Total:</b>	<b>0.14%</b>
<b>Maximum Current Loan Balance:</b>	<b>\$656,131.14</b>
<b>Maximum Original Loan Balance:</b>	<b>\$925,000.00</b>
<b>Maximum Current LVR:</b>	<b>90.89%</b>
<b>Average Current Loan Balance:</b>	<b>\$180,580.94</b>
<b>Average Original Loan Balance:</b>	<b>\$254,413.84</b>
<b>Weighted Average Current LVR:</b>	<b>58.43%</b>

	<b>Full Doc</b>	<b>Lo Doc</b>	<b>Total</b>
% Insured Loans Covered by Genworth	24.34%	0.00%	24.34%
% Insured Loans Covered by QBE	75.66%	0.00%	75.66%
<b>Total</b>	<b>100.00%</b>	<b>0.00%</b>	<b>100.00%</b>

<b>Weighted Average Borrower Interest Rate:</b>	<b>4.93%</b>
<b>Weighted Average Variable Borrower Interest Rate:</b>	<b>4.93%</b>
<b>Weighted Average Fixed Borrower Interest Rate:</b>	<b>4.44%</b>

# IDOL Trust 2012-2

---

## General Collateral Report

	<b>Months</b>	<b>Years</b>
<b>Maximum Remaining Term:</b>	323.70	26.98
<b>Weighted Average Remaining Term:</b>	274.37	22.86
<b>Maximum Original Term:</b>	360.00	30.00
<b>Weighted Average Original Term:</b>	353.51	29.46
<b>Weighted Average Seasoning:</b>	79.08	6.59

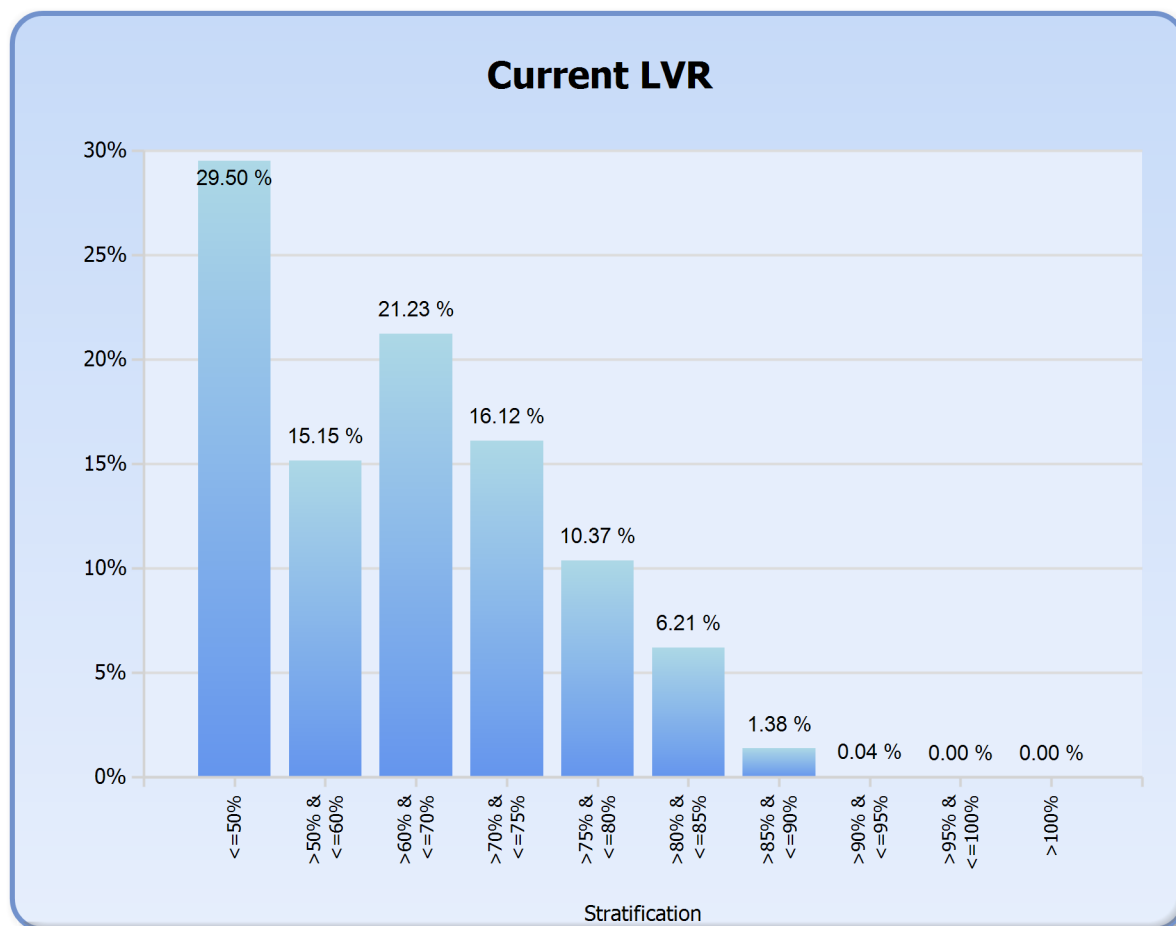
**Investment Properties as % of Total:** 16.37%

<b>Arrears Distribution:</b>	<b>Balance</b>
<= 30 days:	\$427,830,453.25
31 - 60 days:	\$1,327,464.12
61 - 90 days:	\$0.00
91+ days:	\$263,563.68

# IDOL Trust 2012-2

## General Collateral Report

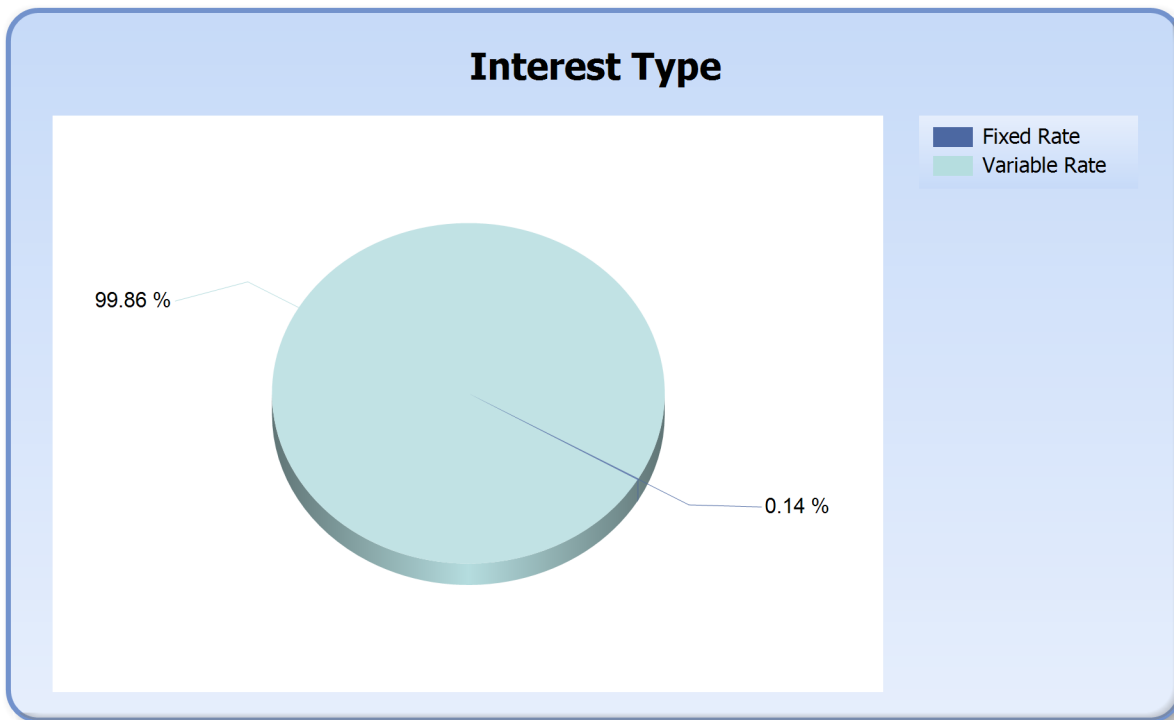
Current LVR	Current Balance	Current Balance %
<=50%	\$126,669,392.71	29.50%
>50% & <=60%	\$65,065,341.56	15.15%
>60% & <=70%	\$91,180,607.79	21.23%
>70% & <=75%	\$69,242,147.17	16.12%
>75% & <=80%	\$44,524,843.32	10.37%
>80% & <=85%	\$26,650,699.30	6.21%
>85% & <=90%	\$5,924,846.06	1.38%
>90% & <=95%	\$163,603.14	0.04%
>95% & <=100%	\$0.00	0.00%
>100%	\$0.00	0.00%
<b>Total</b>	<b>\$429,421,481.05</b>	<b>100.00%</b>



# IDOL Trust 2012-2

## General Collateral Report

Interest Type	Current Balance	Current Balance %
FIXED RATE	\$583,791.59	0.14%
VARIABLE RATE	\$428,837,689.46	99.86%
<b>Total</b>	<b>\$429,421,481.05</b>	<b>100.00%</b>



# IDOL Trust 2012-2

---

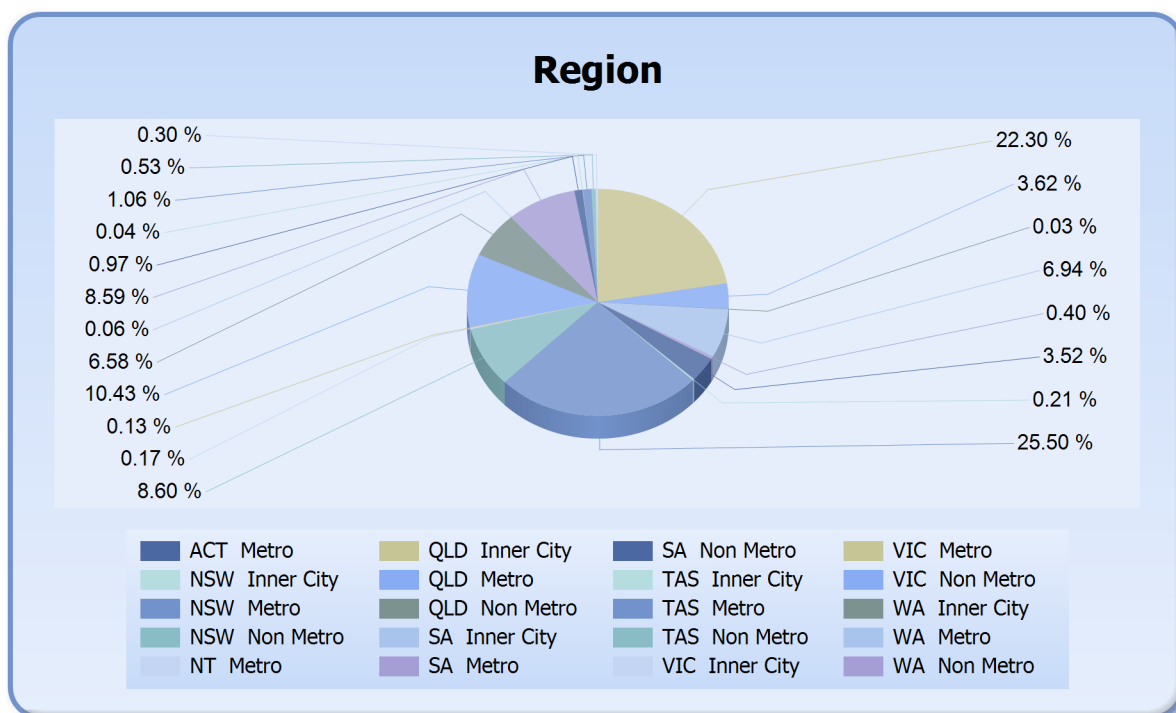
## General Collateral Report

<b>Repayment Type</b>	<b>Current Balance</b>	<b>Current Balance %</b>
Interest Only	\$333,003.22	0.08%
Principal & Interest	\$429,088,477.83	99.92%
<b>Total</b>	<b>\$429,421,481.05</b>	<b>100.00%</b>

# IDOL Trust 2012-2

## General Collateral Report

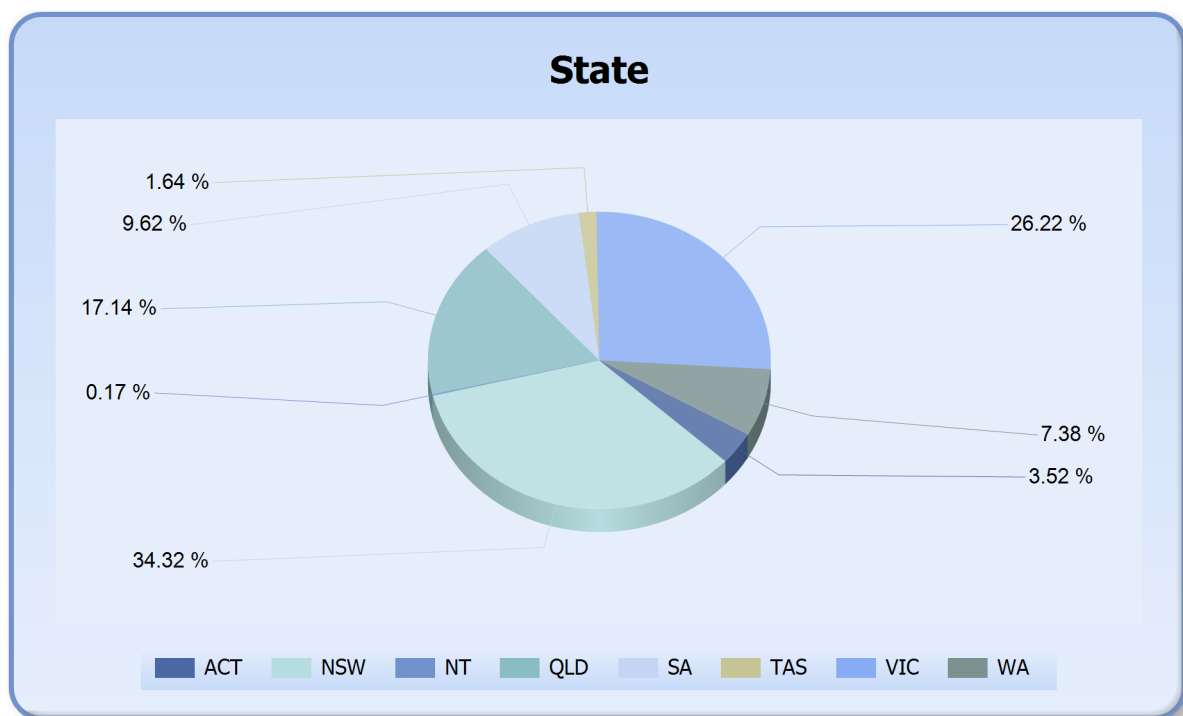
Region	Current Balance	Current Balance %
ACT Metro	\$15,124,945.78	3.52%
NSW Inner City	\$893,896.27	0.21%
NSW Metro	\$109,518,967.95	25.50%
NSW Non Metro	\$36,944,282.09	8.60%
NT Metro	\$711,837.74	0.17%
QLD Inner City	\$569,477.96	0.13%
QLD Metro	\$44,794,352.09	10.43%
QLD Non Metro	\$28,250,864.71	6.58%
SA Inner City	\$272,234.57	0.06%
SA Metro	\$36,881,163.68	8.59%
SA Non Metro	\$4,157,492.95	0.97%
TAS Inner City	\$186,641.19	0.04%
TAS Metro	\$4,566,758.23	1.06%
TAS Non Metro	\$2,281,076.27	0.53%
VIC Inner City	\$1,286,084.40	0.30%
VIC Metro	\$95,760,133.45	22.30%
VIC Non Metro	\$15,543,385.28	3.62%
WA Inner City	\$144,086.19	0.03%
WA Metro	\$29,822,688.88	6.94%
WA Non Metro	\$1,711,111.37	0.40%
<b>Total</b>	<b>\$429,421,481.05</b>	<b>100.00%</b>



# IDOL Trust 2012-2

## General Collateral Report

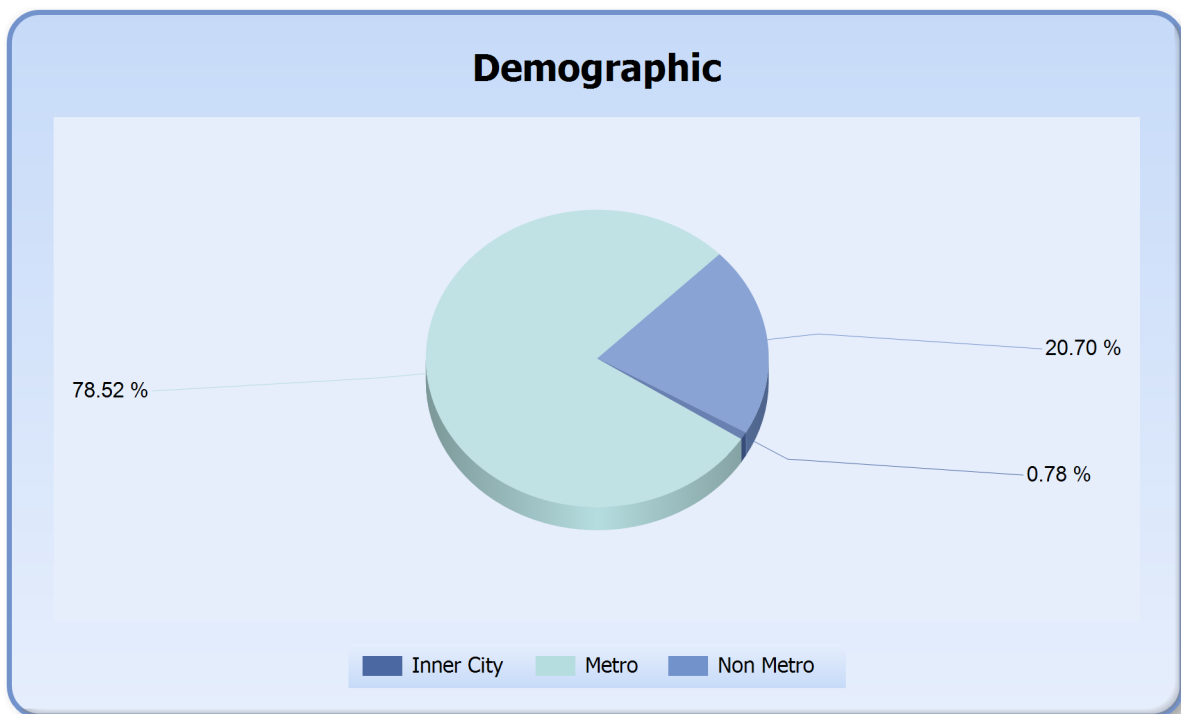
State	Current Balance	Current Balance %
ACT	\$15,124,945.78	3.52%
NSW	\$147,357,146.31	34.32%
NT	\$711,837.74	0.17%
QLD	\$73,614,694.76	17.14%
SA	\$41,310,891.20	9.62%
TAS	\$7,034,475.69	1.64%
VIC	\$112,589,603.13	26.22%
WA	\$31,677,886.44	7.38%
<b>Total</b>	<b>\$429,421,481.05</b>	<b>100.00%</b>



# IDOL Trust 2012-2

## General Collateral Report

Demographic	Current Balance	Current Balance %
Inner City	\$3,352,420.58	0.78%
Metro	\$337,180,847.80	78.52%
Non Metro	\$88,888,212.67	20.70%
<b>Total</b>	<b>\$429,421,481.05</b>	<b>100.00%</b>



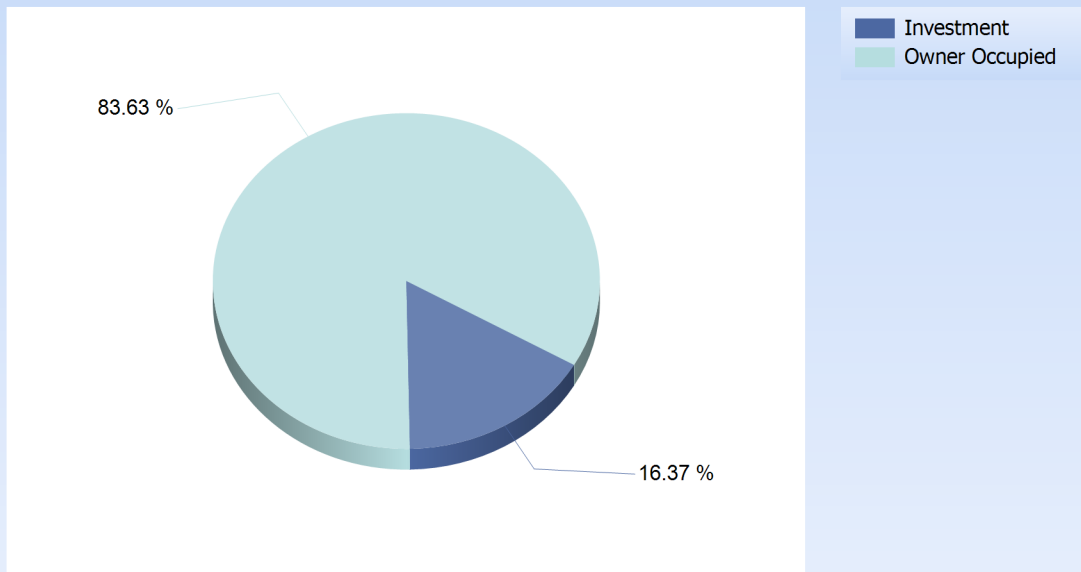


# IDOL Trust 2012-2

## General Collateral Report

Occupancy Type	Current Balance	Current Balance %
Investment	\$70,294,580.17	16.37%
Owner Occupied	\$359,126,900.88	83.63%
<b>Total</b>	<b>\$429,421,481.05</b>	<b>100.00%</b>

### Occupancy



# IDOL Trust 2012-2

## General Collateral Report

Document Type	Current Balance	Current Balance %
Full Doc	\$429,421,481.05	100.00%
<b>Total</b>	<b>\$429,421,481.05</b>	<b>100.00%</b>

