

IDOL Trust 2012-2

General Collateral Report

Monthly Analysis Details:

Date of Pool Cut:	31 Mar 2013
Number of Loans:	3,969
Total Current Balance:	\$860,227,201.85
Total Original Balance:	\$1,021,585,088.24
Total Current Variable Balance:	\$859,797,457.02
Total Current Fixed Balance:	\$429,744.83
Fixed Rate Balance as % of Total:	0.05%
Maximum Current Loan Balance:	\$723,337.10
Maximum Original Loan Balance:	\$968,000.00
Maximum Current LVR:	93.01%
Average Current Loan Balance:	\$216,736.51
Average Original Loan Balance:	\$257,391.05
Weighted Average Current LVR:	63.34%

	Full Doc	Lo Doc	Total
% Insured Loans Covered by Genworth	23.81%	0.00%	23.81%
% Insured Loans Covered by PMI	3.87%	0.00%	3.87%
% Insured Loans Covered by QBE	72.32%	0.00%	72.32%
Total	100.00%	0.00%	100.00%

Weighted Average Borrower Interest Rate:	5.68%
Weighted Average Variable Borrower Interest Rate:	5.68%
Weighted Average Fixed Borrower Interest Rate:	5.46%

IDOL Trust 2012-2

General Collateral Report

	Months	Years
Maximum Remaining Term:	347.70	28.98
Weighted Average Remaining Term:	298.29	24.86
Maximum Original Term:	360.00	30.00
Weighted Average Original Term:	353.50	29.46
Weighted Average Seasoning:	55.17	4.60

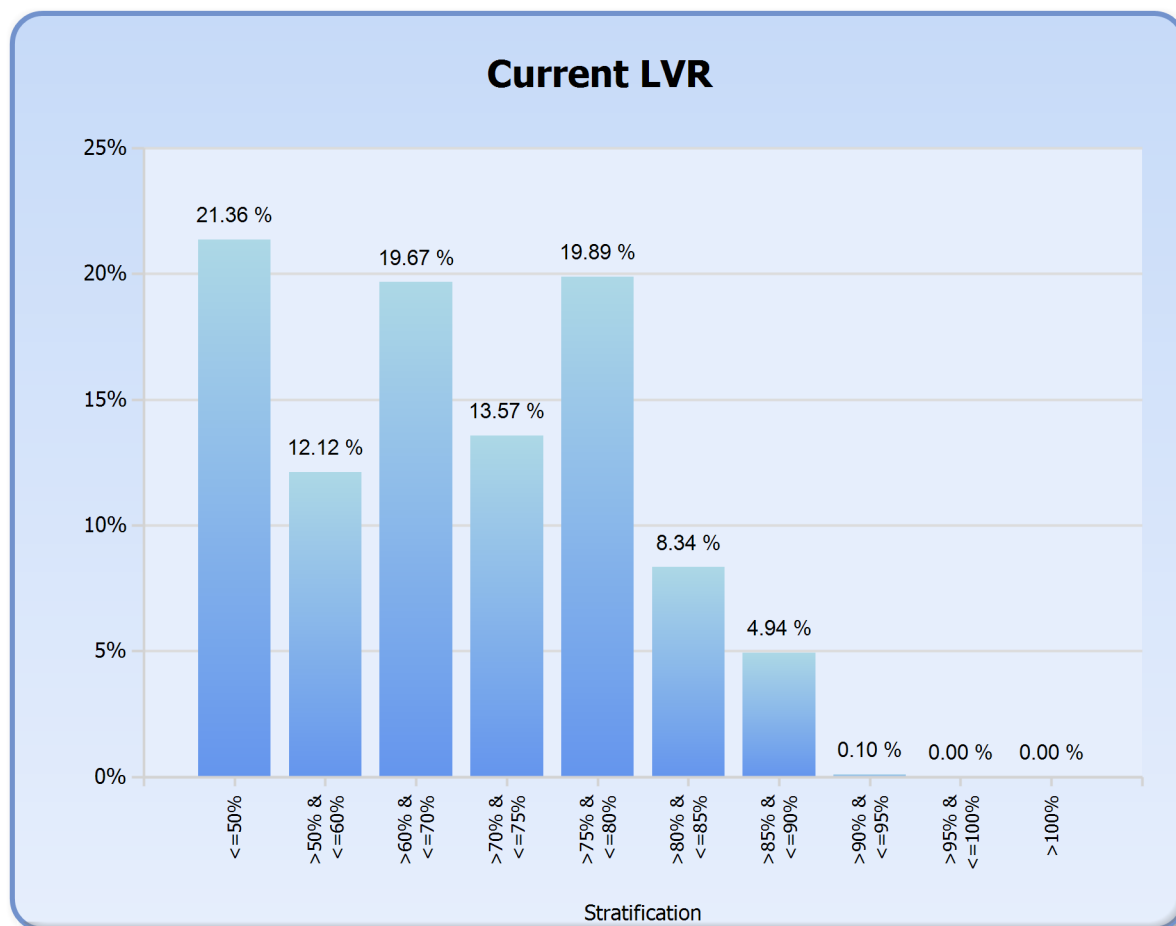
Investment Properties as % of Total: 16.02%

Arrears Distribution:	Balance
<= 30 days:	\$857,828,689.20
31 - 60 days:	\$946,607.08
61 - 90 days:	\$961,437.76
91+ days:	\$490,467.81

IDOL Trust 2012-2

General Collateral Report

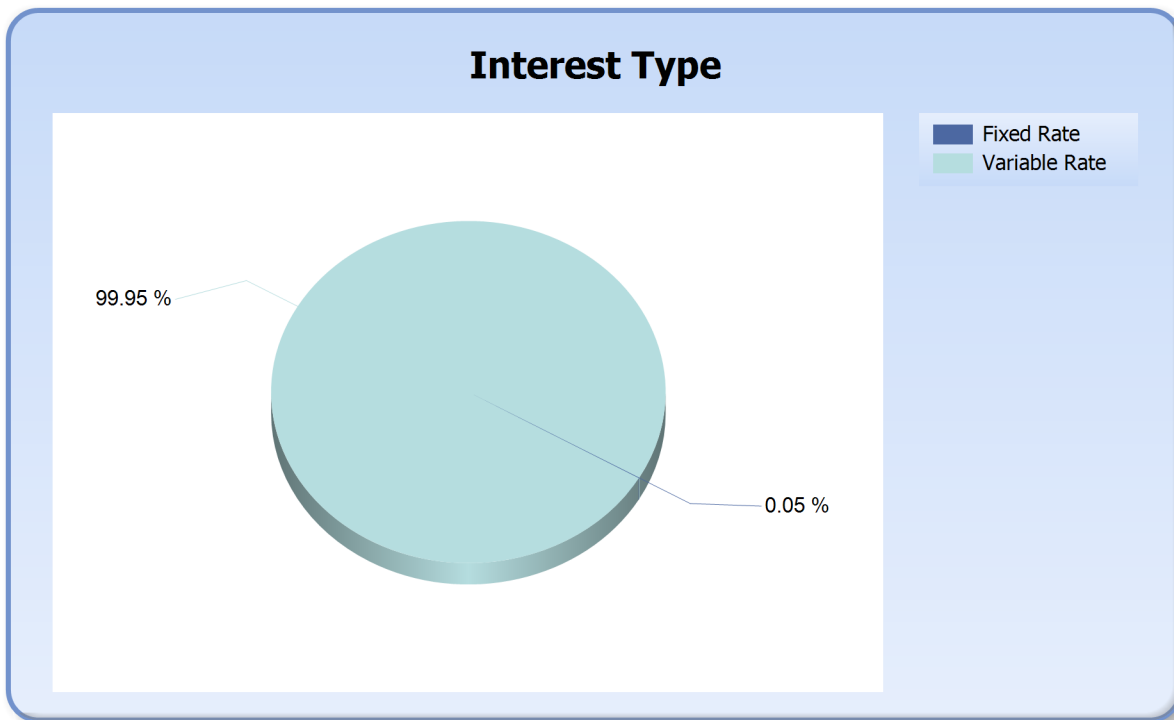
Current LVR	Current Balance	Current Balance %
<=50%	\$183,761,706.43	21.36%
>50% & <=60%	\$104,264,758.42	12.12%
>60% & <=70%	\$169,241,099.21	19.67%
>70% & <=75%	\$116,751,342.02	13.57%
>75% & <=80%	\$171,070,841.89	19.89%
>80% & <=85%	\$71,723,366.22	8.34%
>85% & <=90%	\$42,515,010.17	4.94%
>90% & <=95%	\$899,077.49	0.10%
>95% & <=100%	\$0.00	0.00%
>100%	\$0.00	0.00%
Total	\$860,227,201.85	100.00%



IDOL Trust 2012-2

General Collateral Report

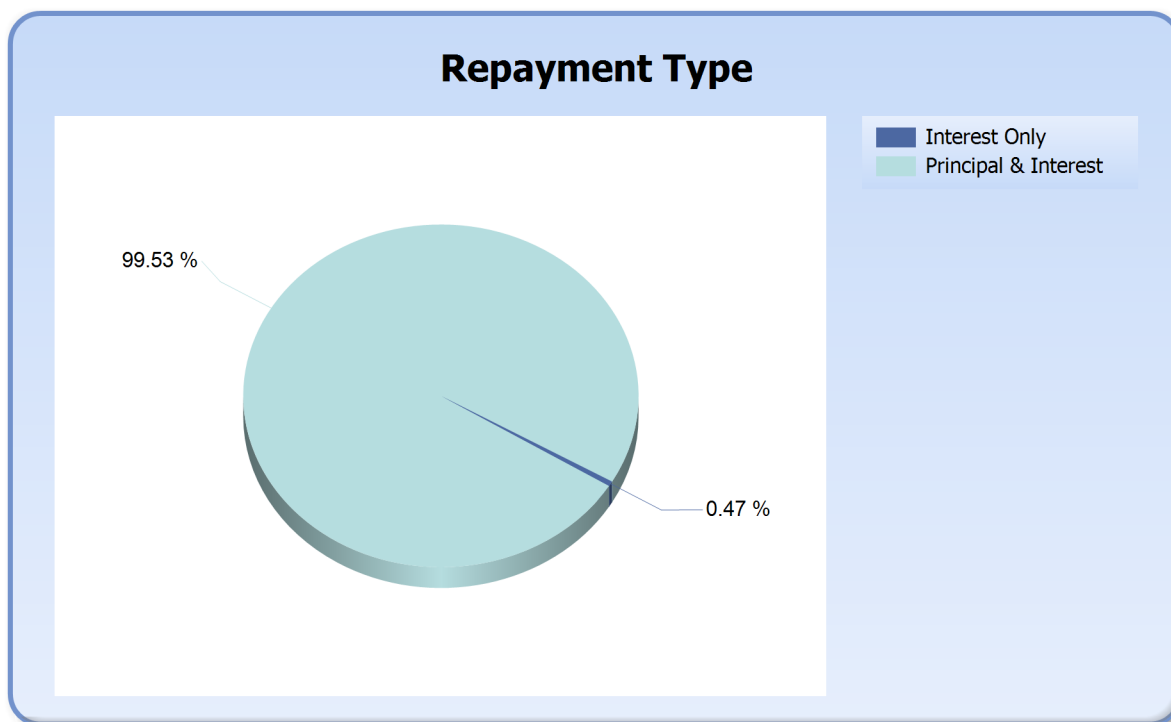
Interest Type	Current Balance	Current Balance %
Fixed Rate	\$429,744.83	0.05%
Variable Rate	\$859,797,457.02	99.95%
Total	\$860,227,201.85	100.00%



IDOL Trust 2012-2

General Collateral Report

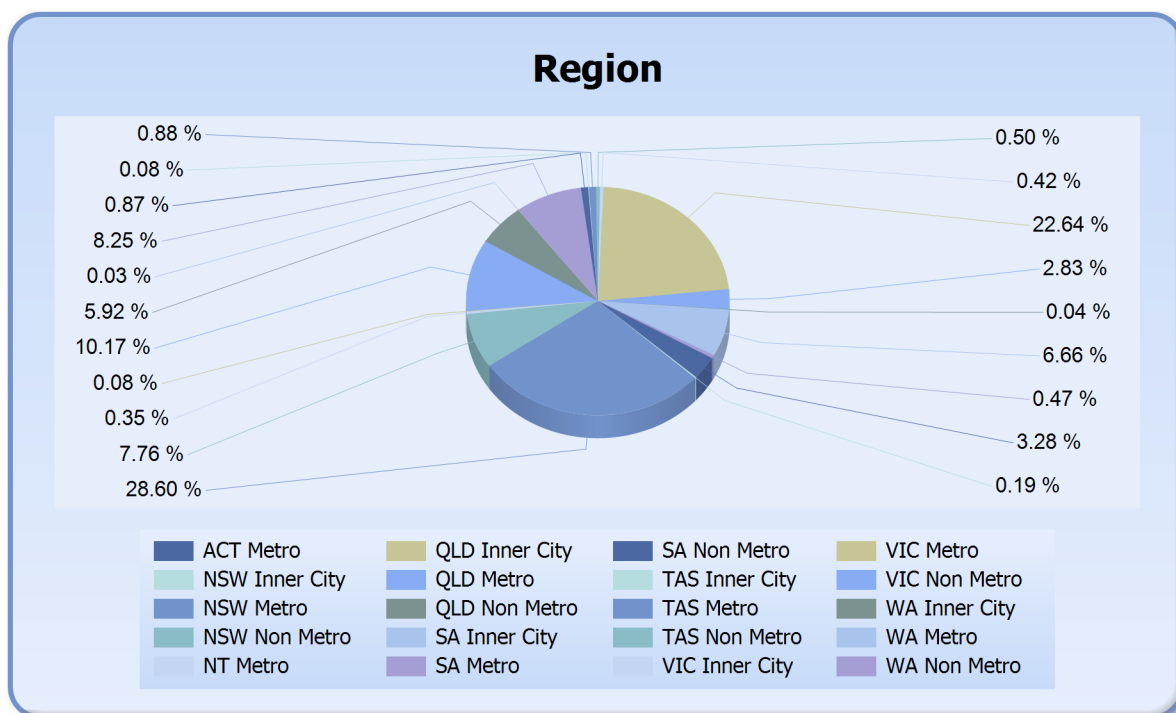
Repayment Type	Current Balance	Current Balance %
Interest Only	\$4,027,275.13	0.47%
Principal & Interest	\$856,199,926.72	99.53%
Total	\$860,227,201.85	100.00%



IDOL Trust 2012-2

General Collateral Report

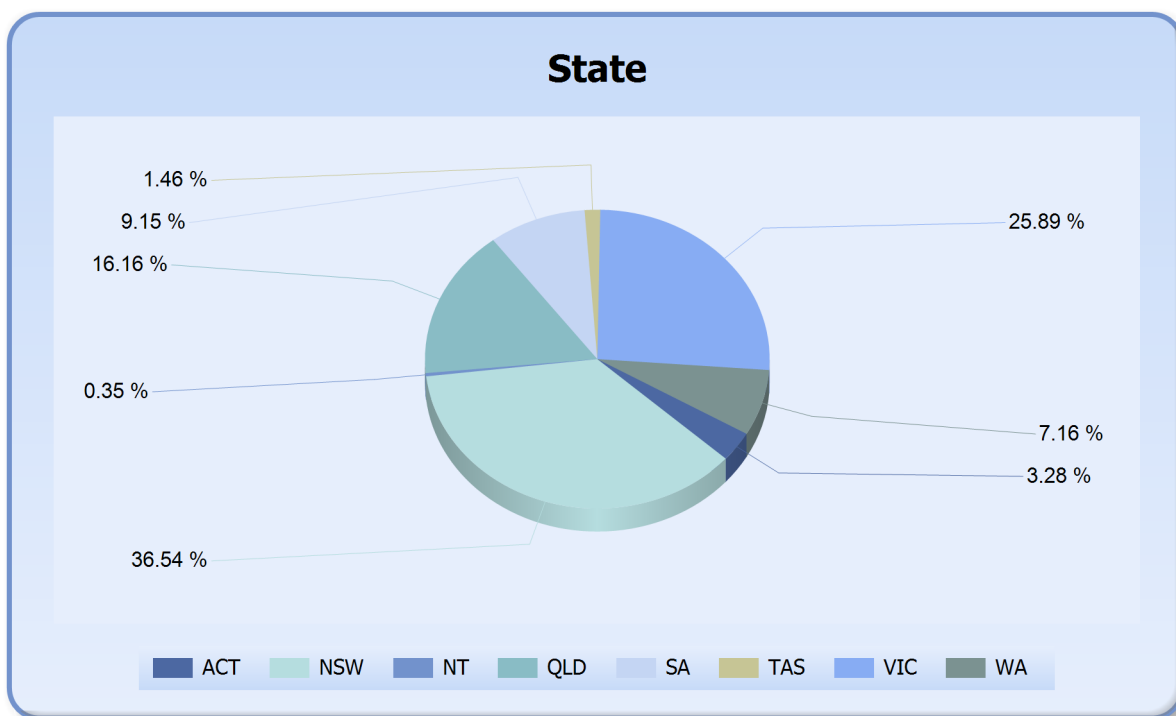
Region	Current Balance	Current Balance %
ACT Metro	\$28,203,308.26	3.28%
NSW Inner City	\$1,601,650.04	0.19%
NSW Metro	\$245,982,548.99	28.60%
NSW Non Metro	\$66,750,150.68	7.76%
NT Metro	\$3,014,999.06	0.35%
QLD Inner City	\$665,223.19	0.08%
QLD Metro	\$87,496,224.09	10.17%
QLD Non Metro	\$50,888,242.10	5.92%
SA Inner City	\$275,088.48	0.03%
SA Metro	\$70,968,085.90	8.25%
SA Non Metro	\$7,493,612.17	0.87%
TAS Inner City	\$703,807.59	0.08%
TAS Metro	\$7,541,940.68	0.88%
TAS Non Metro	\$4,300,368.76	0.50%
VIC Inner City	\$3,630,187.49	0.42%
VIC Metro	\$194,757,376.90	22.64%
VIC Non Metro	\$24,327,595.92	2.83%
WA Inner City	\$338,333.10	0.04%
WA Metro	\$57,273,768.08	6.66%
WA Non Metro	\$4,014,690.37	0.47%
Total	\$860,227,201.85	100.00%



IDOL Trust 2012-2

General Collateral Report

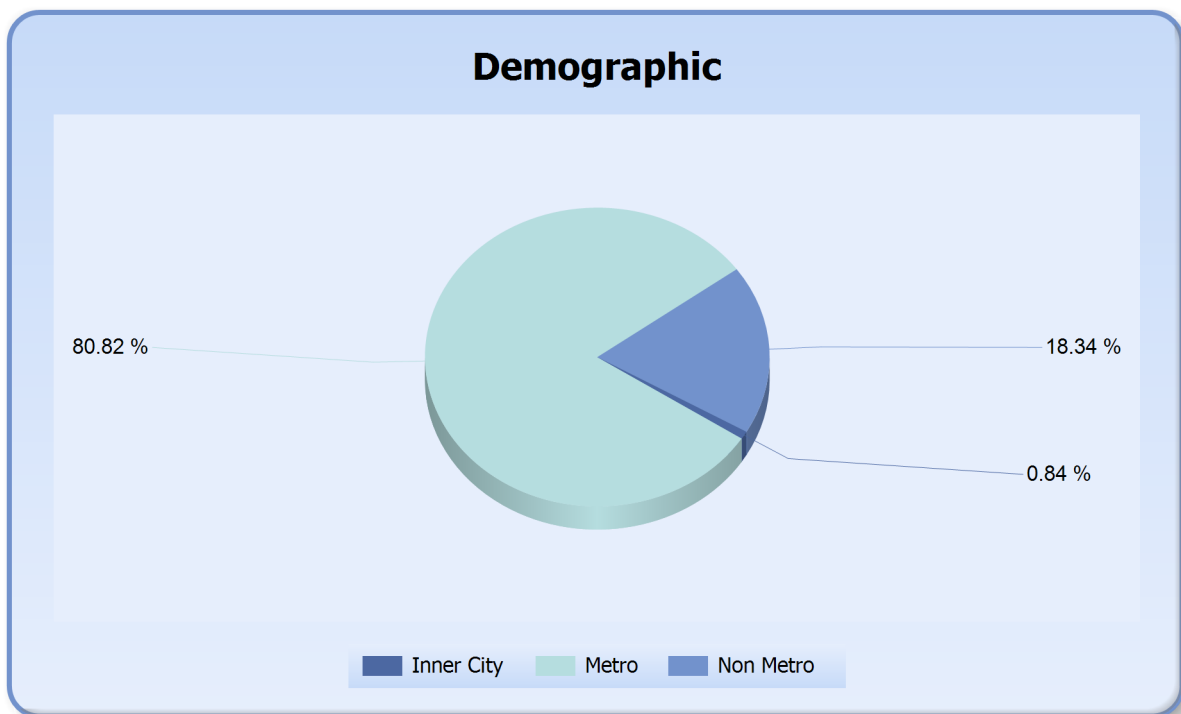
State	Current Balance	Current Balance %
ACT	\$28,203,308.26	3.28%
NSW	\$314,334,349.71	36.54%
NT	\$3,014,999.06	0.35%
QLD	\$139,049,689.38	16.16%
SA	\$78,736,786.55	9.15%
TAS	\$12,546,117.03	1.46%
VIC	\$222,715,160.31	25.89%
WA	\$61,626,791.55	7.16%
Total	\$860,227,201.85	100.00%



IDOL Trust 2012-2

General Collateral Report

Demographic	Current Balance	Current Balance %
Inner City	\$7,214,289.89	0.84%
Metro	\$695,238,251.96	80.82%
Non Metro	\$157,774,660.00	18.34%
Total	\$860,227,201.85	100.00%

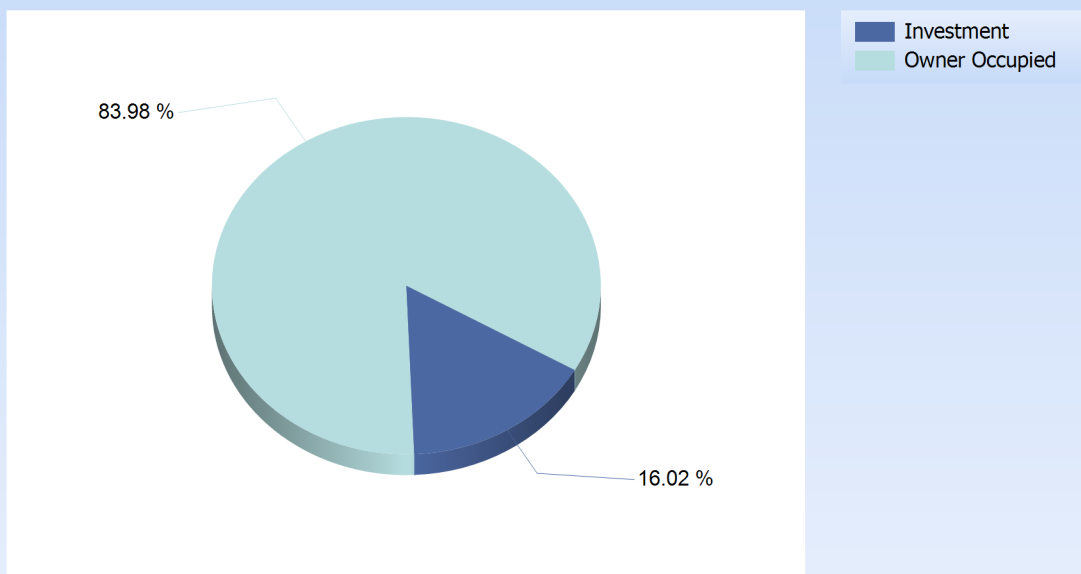


IDOL Trust 2012-2

General Collateral Report

Occupancy Type	Current Balance	Current Balance %
Investment	\$137,802,064.95	16.02%
Owner Occupied	\$722,425,136.90	83.98%
Total	\$860,227,201.85	100.00%

Occupancy



IDOL Trust 2012-2

General Collateral Report

Document Type	Current Balance	Current Balance %
Full Doc	\$860,227,201.85	100%
Total	\$860,227,201.85	100%

