

IDOL Trust 2012-2

General Collateral Report

Monthly Analysis Details:

Date of Pool Cut:	31 Jul 2014
Number of Loans:	2,777
Total Current Balance:	\$533,773,874.06
Total Original Balance:	\$712,407,309.01
Total Current Variable Balance:	\$532,880,678.66
Total Current Fixed Balance:	\$893,195.40
Fixed Rate Balance as % of Total:	0.17%
Maximum Current Loan Balance:	\$675,569.45
Maximum Original Loan Balance:	\$925,000.00
Maximum Current LVR:	94.23%
Average Current Loan Balance:	\$192,212.41
Average Original Loan Balance:	\$256,538.46
Weighted Average Current LVR:	60.01%

	Full Doc	Lo Doc	Total
% Insured Loans Covered by Genworth	23.82%	0.00%	23.82%
% Insured Loans Covered by QBE	76.18%	0.00%	76.18%
Total	100.00%	0.00%	100.00%

Weighted Average Borrower Interest Rate:	5.18%
Weighted Average Variable Borrower Interest Rate:	5.18%
Weighted Average Fixed Borrower Interest Rate:	4.65%

IDOL Trust 2012-2

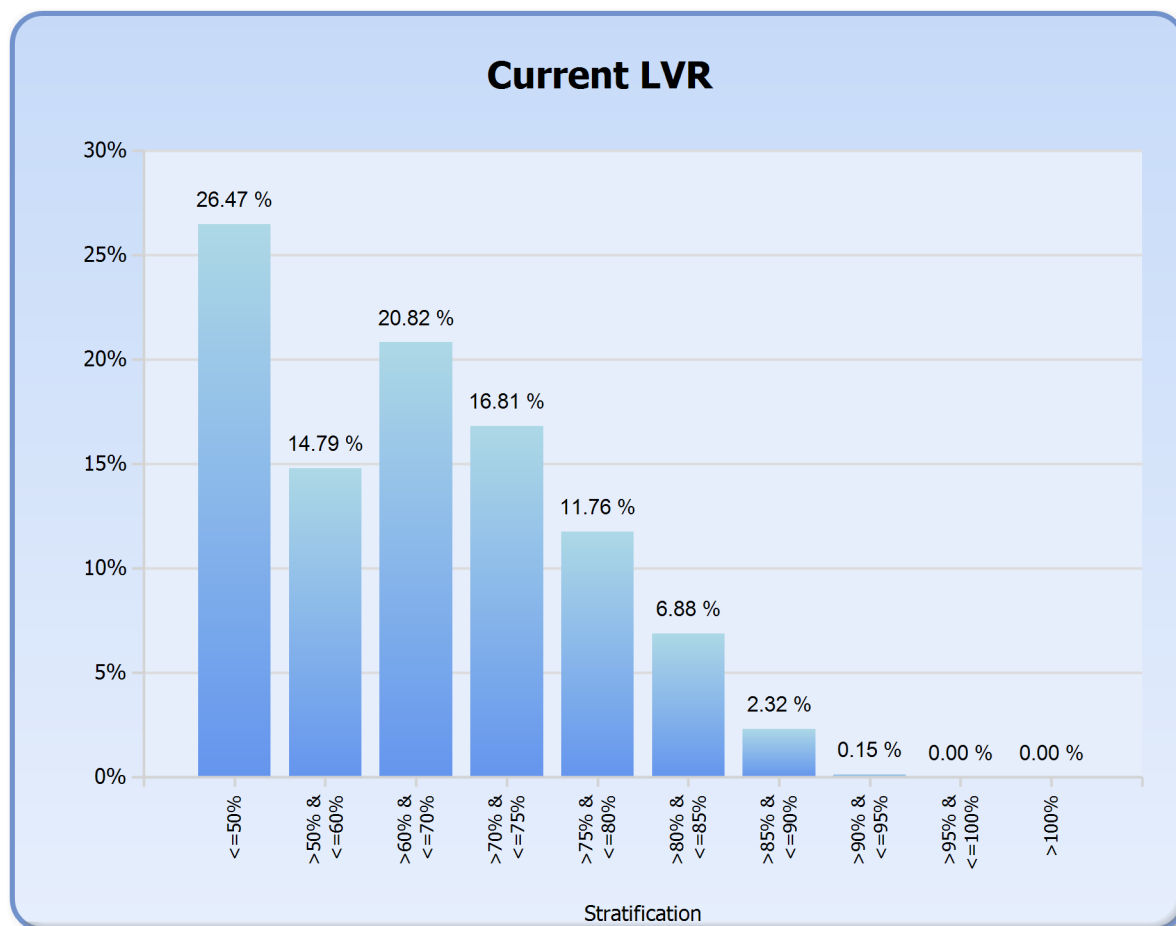
General Collateral Report

	Months	Years
Maximum Remaining Term:	331.70	27.64
Weighted Average Remaining Term:	282.91	23.58
Maximum Original Term:	360.00	30.00
Weighted Average Original Term:	353.59	29.47
Weighted Average Seasoning:	70.61	5.88
Investment Properties as % of Total:		16.12%
Arrears Distribution:		Balance
<= 30 days:		\$532,226,865.85
31 - 60 days:		\$1,167,574.99
61 - 90 days:		\$261,637.54
91+ days:		\$117,795.68

IDOL Trust 2012-2

General Collateral Report

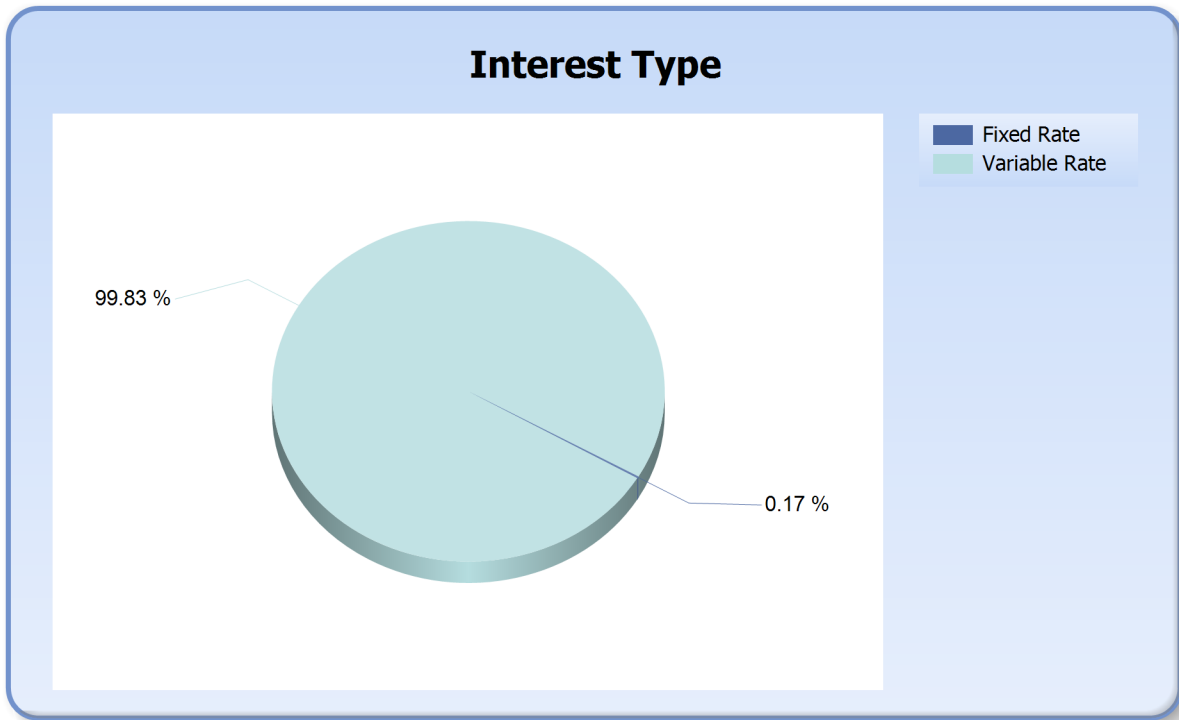
Current LVR	Current Balance	Current Balance %
<=50%	\$141,285,338.41	26.47%
>50% & <=60%	\$78,934,059.11	14.79%
>60% & <=70%	\$111,116,977.73	20.82%
>70% & <=75%	\$89,715,393.74	16.81%
>75% & <=80%	\$62,795,289.94	11.76%
>80% & <=85%	\$36,732,835.19	6.88%
>85% & <=90%	\$12,403,544.91	2.32%
>90% & <=95%	\$790,435.03	0.15%
>95% & <=100%	\$0.00	0.00%
>100%	\$0.00	0.00%
Total	\$533,773,874.06	100.00%



IDOL Trust 2012-2

General Collateral Report

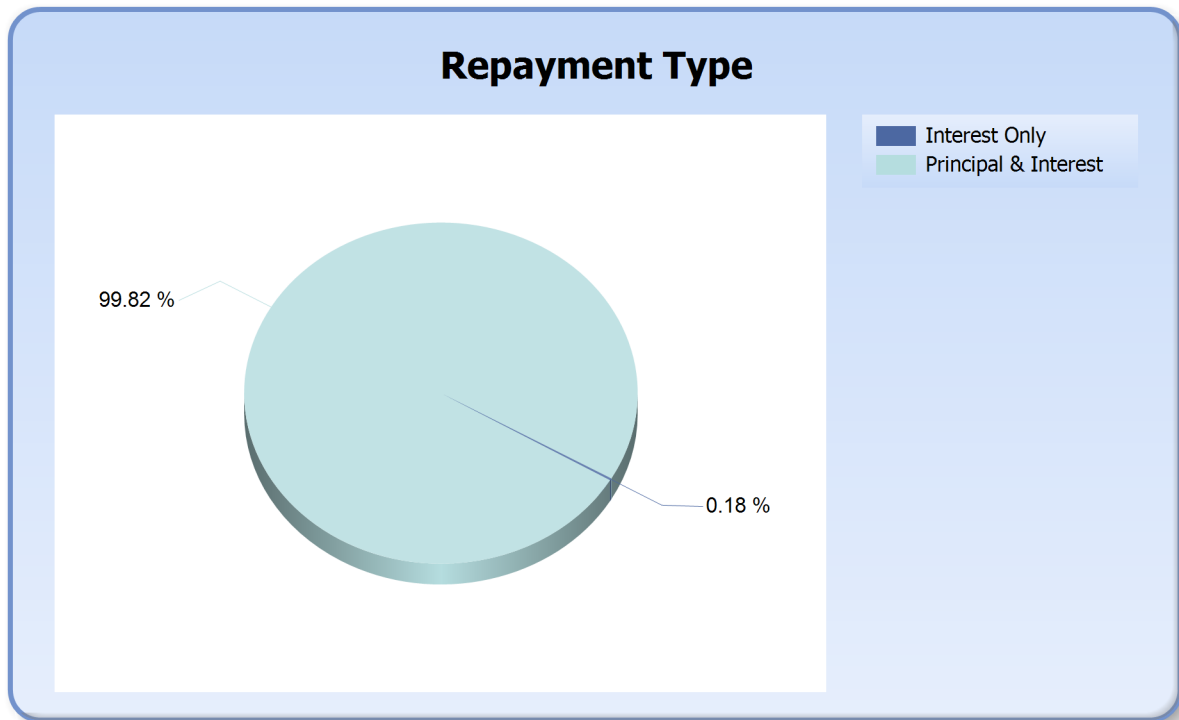
Interest Type	Current Balance	Current Balance %
FIXED RATE	\$893,195.40	0.17%
VARIABLE RATE	\$532,880,678.66	99.83%
Total	\$533,773,874.06	100.00%



IDOL Trust 2012-2

General Collateral Report

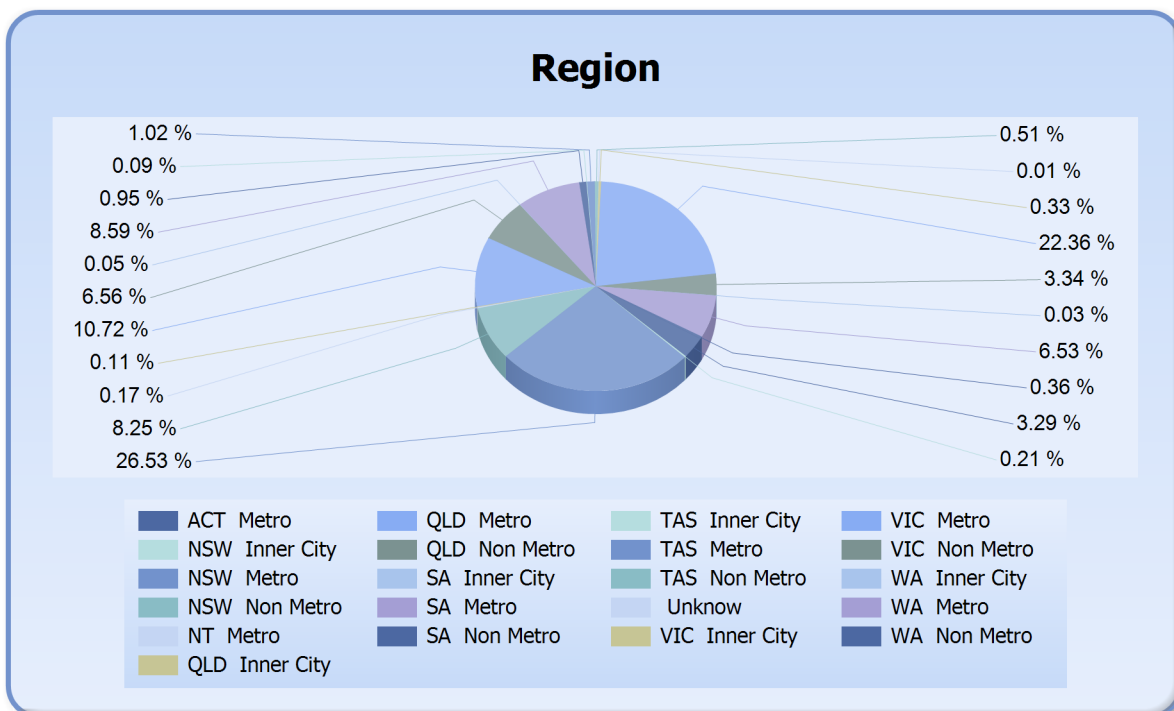
Repayment Type	Current Balance	Current Balance %
Interest Only	\$980,617.00	0.18%
Principal & Interest	\$532,793,257.06	99.82%
Total	\$533,773,874.06	100.00%



IDOL Trust 2012-2

General Collateral Report

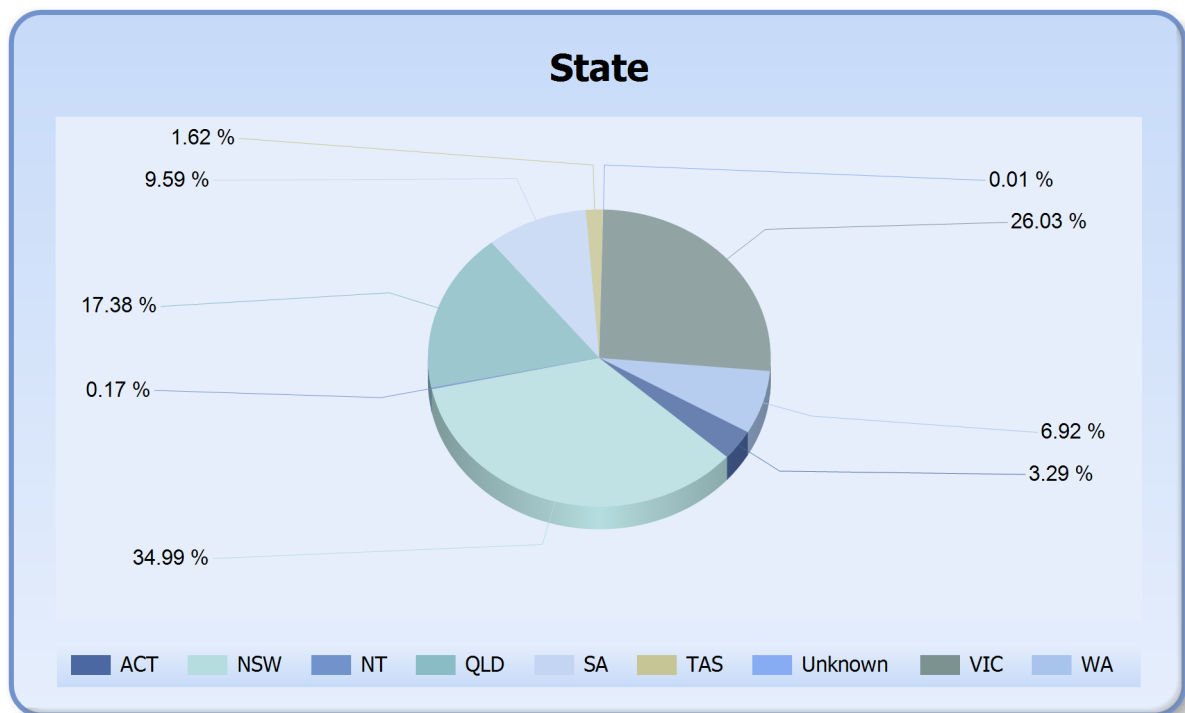
Region	Current Balance	Current Balance %
Unknown	\$58,956.32	0.01%
ACT Metro	\$17,556,432.32	3.29%
NSW Inner City	\$1,115,153.97	0.21%
NSW Metro	\$141,626,113.64	26.53%
NSW Non Metro	\$44,031,652.37	8.25%
NT Metro	\$918,957.35	0.17%
QLD Inner City	\$563,359.40	0.11%
QLD Metro	\$57,205,856.11	10.72%
QLD Non Metro	\$35,007,576.16	6.56%
SA Inner City	\$271,407.46	0.05%
SA Metro	\$45,827,481.47	8.59%
SA Non Metro	\$5,064,147.40	0.95%
TAS Inner City	\$481,636.10	0.09%
TAS Metro	\$5,444,327.10	1.02%
TAS Non Metro	\$2,717,721.17	0.51%
VIC Inner City	\$1,764,651.29	0.33%
VIC Metro	\$119,326,299.34	22.36%
VIC Non Metro	\$17,830,747.42	3.34%
WA Inner City	\$150,734.81	0.03%
WA Metro	\$34,878,984.66	6.53%
WA Non Metro	\$1,931,678.20	0.36%
Total	\$533,773,874.06	100.00%



IDOL Trust 2012-2

General Collateral Report

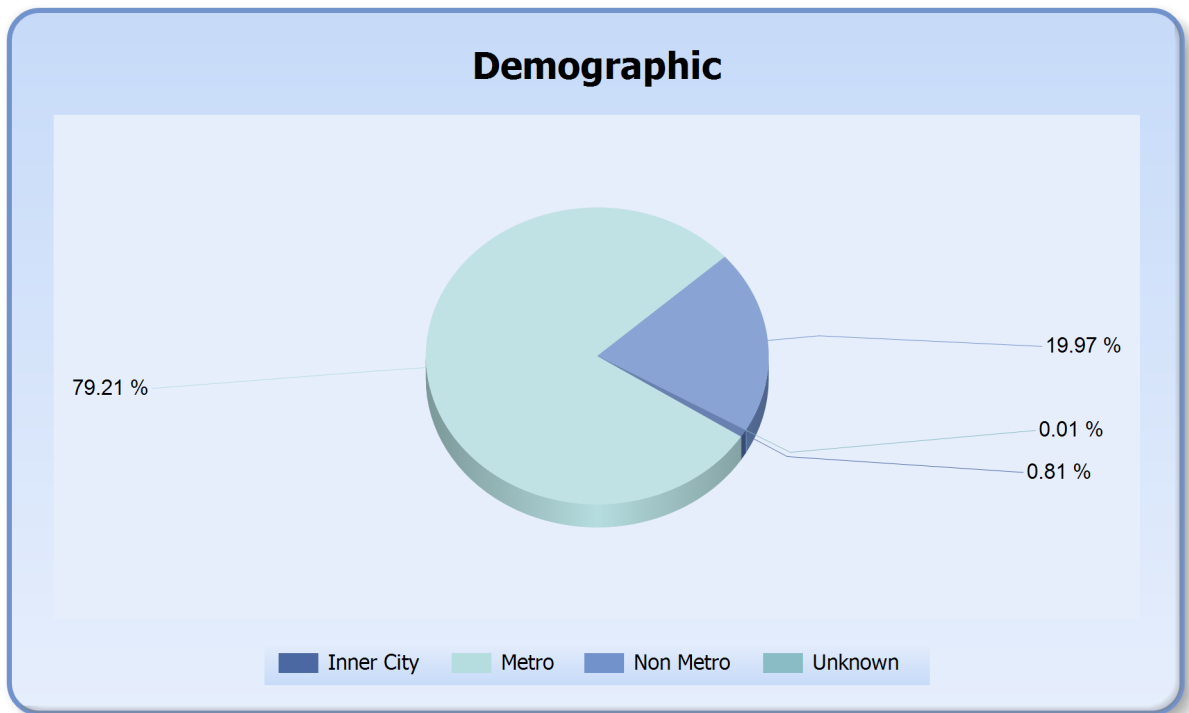
State	Current Balance	Current Balance %
ACT	\$17,556,432.32	3.29%
NSW	\$186,772,919.98	34.99%
NT	\$918,957.35	0.17%
QLD	\$92,776,791.67	17.38%
SA	\$51,163,036.33	9.59%
TAS	\$8,643,684.37	1.62%
Unknown	\$58,956.32	0.01%
VIC	\$138,921,698.05	26.03%
WA	\$36,961,397.67	6.92%
Total	\$533,773,874.06	100.00%



IDOL Trust 2012-2

General Collateral Report

Demographic	Current Balance	Current Balance %
Inner City	\$4,346,943.03	0.81%
Metro	\$422,784,451.99	79.21%
Non Metro	\$106,583,522.72	19.97%
Unknown	\$58,956.32	0.01%
Total	\$533,773,874.06	100.00%

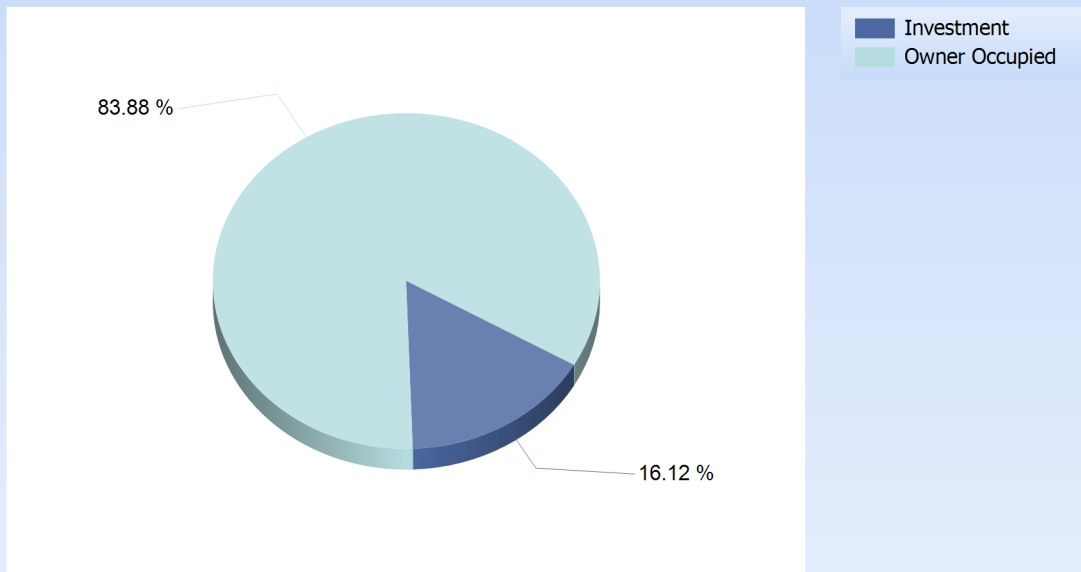


IDOL Trust 2012-2

General Collateral Report

Occupancy Type	Current Balance	Current Balance %
Investment	\$86,031,221.63	16.12%
Owner Occupied	\$447,742,652.43	83.88%
Total	\$533,773,874.06	100.00%

Occupancy



IDOL Trust 2012-2

General Collateral Report

Document Type	Current Balance	Current Balance %
Full Doc	\$533,773,874.06	100.00%
Total	\$533,773,874.06	100.00%

