

# IDOL Trust 2012-2

## General Collateral Report

### Monthly Analysis Details:

<b>Date of Pool Cut:</b>	<b>28 Feb 2015</b>
<b>Number of Loans:</b>	<b>2,411</b>
<b>Total Current Balance:</b>	<b>\$438,612,603.69</b>
<b>Total Original Balance:</b>	<b>\$614,785,094.18</b>
<b>Total Current Variable Balance:</b>	<b>\$438,417,635.34</b>
<b>Total Current Fixed Balance:</b>	<b>\$194,968.35</b>
<b>Fixed Rate Balance as % of Total:</b>	<b>0.04%</b>
<b>Maximum Current Loan Balance:</b>	<b>\$658,661.61</b>
<b>Maximum Original Loan Balance:</b>	<b>\$925,000.00</b>
<b>Maximum Current LVR:</b>	<b>90.00%</b>
<b>Average Current Loan Balance:</b>	<b>\$181,921.44</b>
<b>Average Original Loan Balance:</b>	<b>\$254,991.74</b>
<b>Weighted Average Current LVR:</b>	<b>58.56%</b>

	<b>Full Doc</b>	<b>Lo Doc</b>	<b>Total</b>
% Insured Loans Covered by Genworth	24.15%	0.00%	24.15%
% Insured Loans Covered by QBE	75.85%	0.00%	75.85%
<b>Total</b>	<b>100.00%</b>	<b>0.00%</b>	<b>100.00%</b>

<b>Weighted Average Borrower Interest Rate:</b>	<b>4.93%</b>
<b>Weighted Average Variable Borrower Interest Rate:</b>	<b>4.93%</b>
<b>Weighted Average Fixed Borrower Interest Rate:</b>	<b>4.49%</b>

# IDOL Trust 2012-2

---

## General Collateral Report

	<b>Months</b>	<b>Years</b>
<b>Maximum Remaining Term:</b>	324.80	27.07
<b>Weighted Average Remaining Term:</b>	275.47	22.96
<b>Maximum Original Term:</b>	360.00	30.00
<b>Weighted Average Original Term:</b>	353.51	29.46
<b>Weighted Average Seasoning:</b>	78.06	6.50

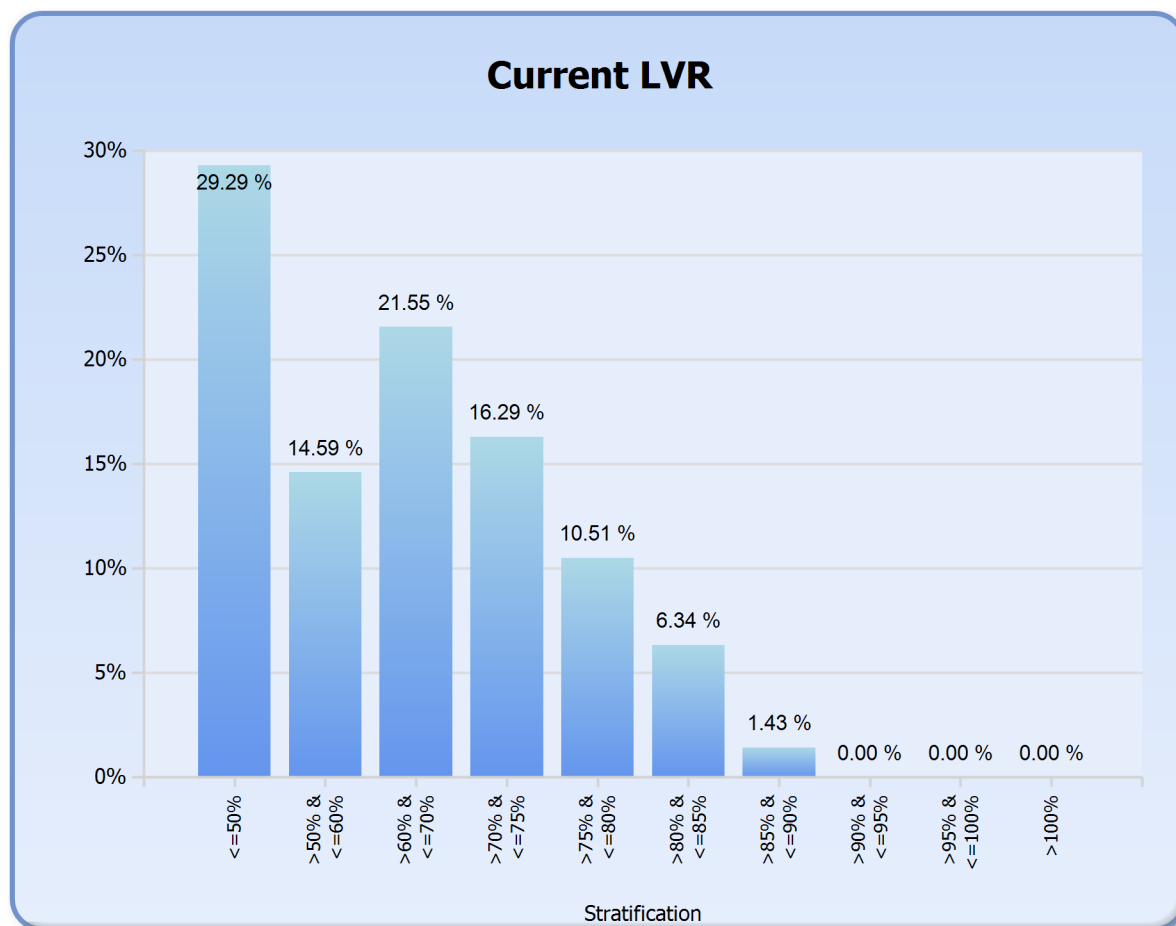
**Investment Properties as % of Total:** 16.49%

<b>Arrears Distribution:</b>	<b>Balance</b>
<b>&lt;= 30 days:</b>	\$436,870,739.77
<b>31 - 60 days:</b>	\$1,479,215.52
<b>61 - 90 days:</b>	\$138,287.41
<b>91+ days:</b>	\$124,360.99

# IDOL Trust 2012-2

## General Collateral Report

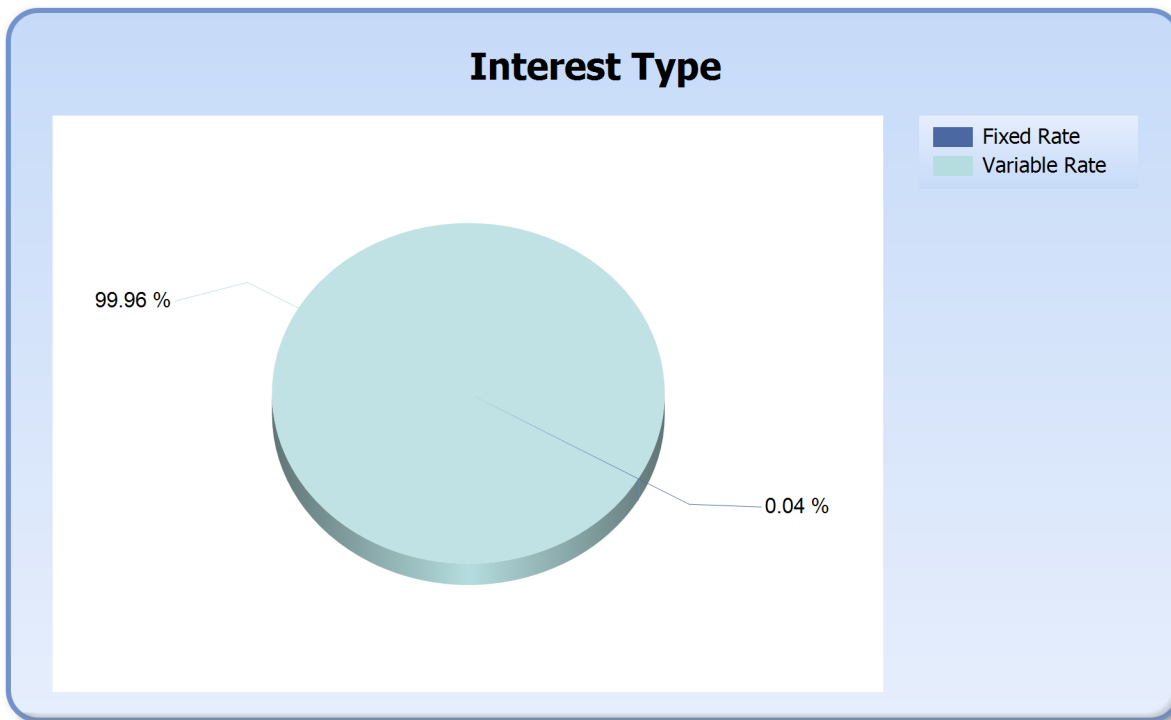
Current LVR	Current Balance	Current Balance %
<=50%	\$128,453,033.71	29.29%
>50% & <=60%	\$64,013,049.98	14.59%
>60% & <=70%	\$94,536,728.67	21.55%
>70% & <=75%	\$71,456,913.08	16.29%
>75% & <=80%	\$46,092,296.51	10.51%
>80% & <=85%	\$27,808,961.66	6.34%
>85% & <=90%	\$6,251,620.08	1.43%
>90% & <=95%	\$0.00	0.00%
>95% & <=100%	\$0.00	0.00%
>100%	\$0.00	0.00%
<b>Total</b>	<b>\$438,612,603.69</b>	<b>100.00%</b>



# IDOL Trust 2012-2

## General Collateral Report

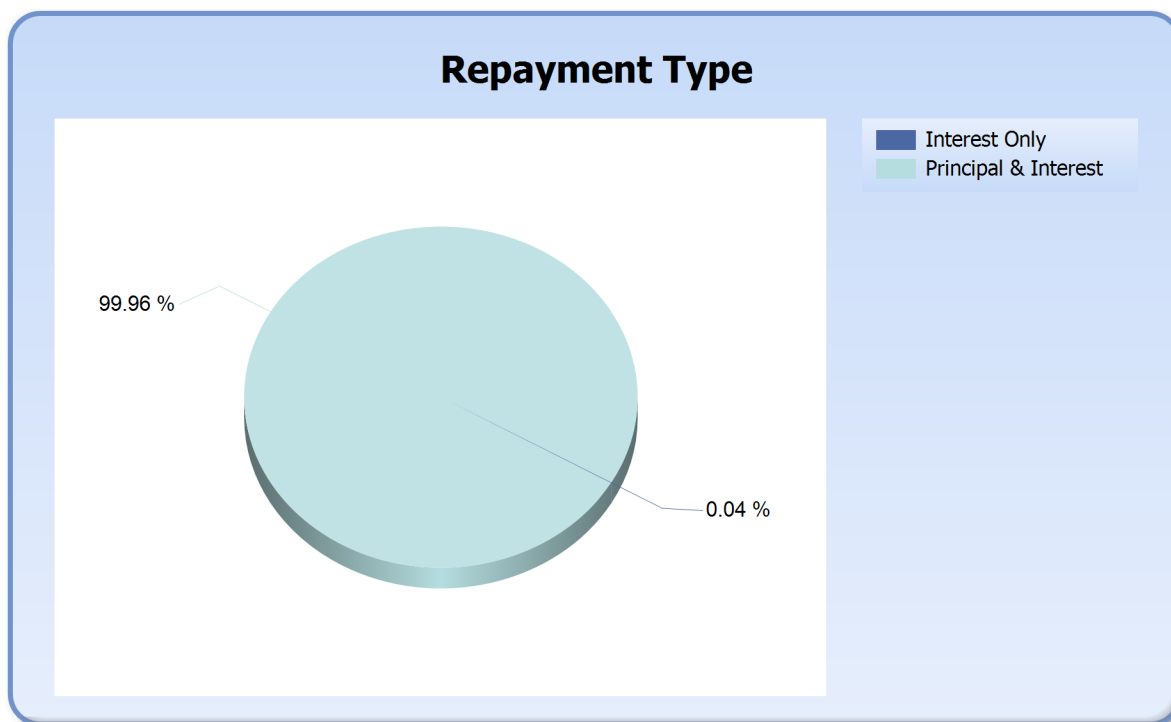
Interest Type	Current Balance	Current Balance %
FIXED RATE	\$194,968.35	0.04%
VARIABLE RATE	\$438,417,635.34	99.96%
<b>Total</b>	<b>\$438,612,603.69</b>	<b>100.00%</b>



# IDOL Trust 2012-2

## General Collateral Report

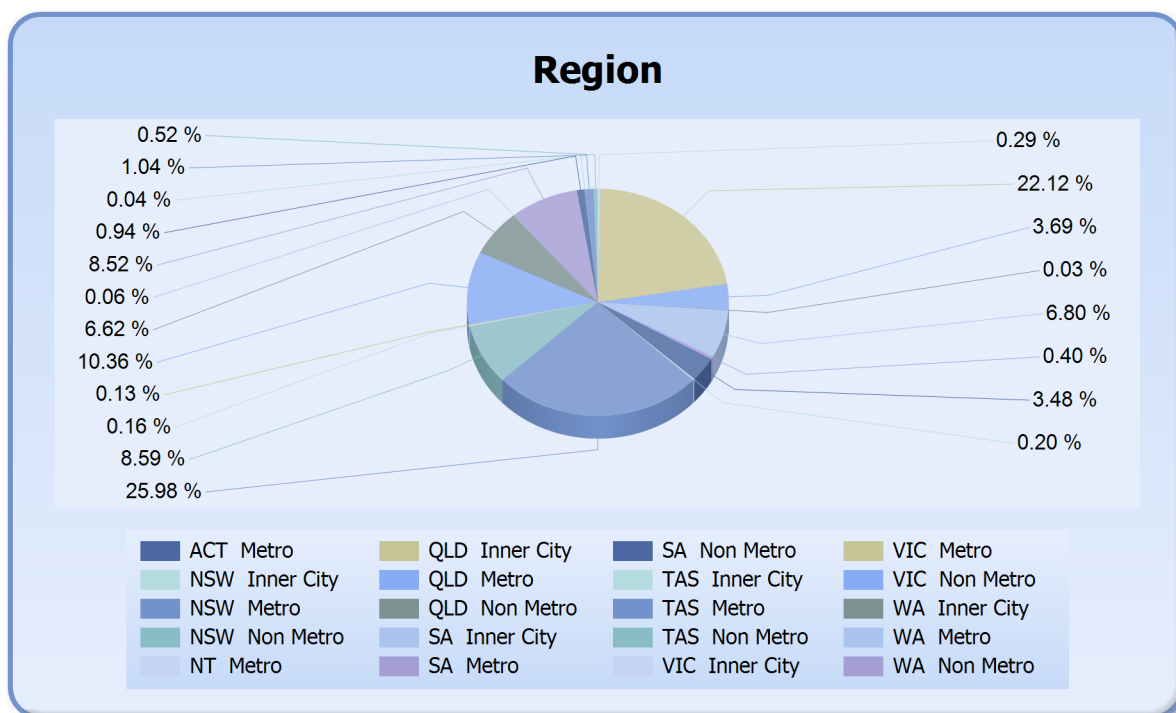
Repayment Type	Current Balance	Current Balance %
Interest Only	\$193,170.81	0.04%
Principal & Interest	\$438,419,432.88	99.96%
<b>Total</b>	<b>\$438,612,603.69</b>	<b>100.00%</b>



# IDOL Trust 2012-2

## General Collateral Report

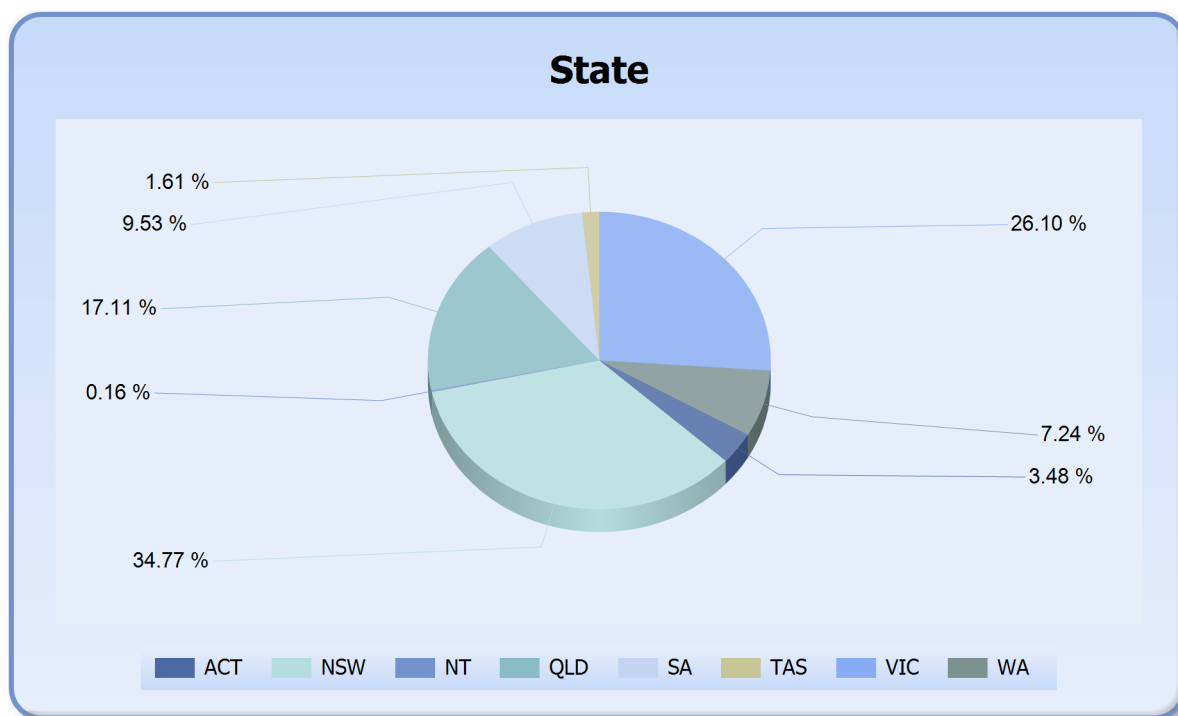
Region	Current Balance	Current Balance %
ACT Metro	\$15,253,517.50	3.48%
NSW Inner City	\$898,570.38	0.20%
NSW Metro	\$113,942,966.26	25.98%
NSW Non Metro	\$37,666,578.69	8.59%
NT Metro	\$716,939.66	0.16%
QLD Inner City	\$575,154.10	0.13%
QLD Metro	\$45,451,144.67	10.36%
QLD Non Metro	\$29,031,616.76	6.62%
SA Inner City	\$272,821.34	0.06%
SA Metro	\$37,382,313.75	8.52%
SA Non Metro	\$4,140,689.90	0.94%
TAS Inner City	\$189,346.00	0.04%
TAS Metro	\$4,562,874.35	1.04%
TAS Non Metro	\$2,289,739.37	0.52%
VIC Inner City	\$1,288,206.45	0.29%
VIC Metro	\$97,026,368.08	22.12%
VIC Non Metro	\$16,180,688.58	3.69%
WA Inner City	\$142,471.95	0.03%
WA Metro	\$29,845,662.38	6.80%
WA Non Metro	\$1,754,933.52	0.40%
<b>Total</b>	<b>\$438,612,603.69</b>	<b>100.00%</b>



# IDOL Trust 2012-2

## General Collateral Report

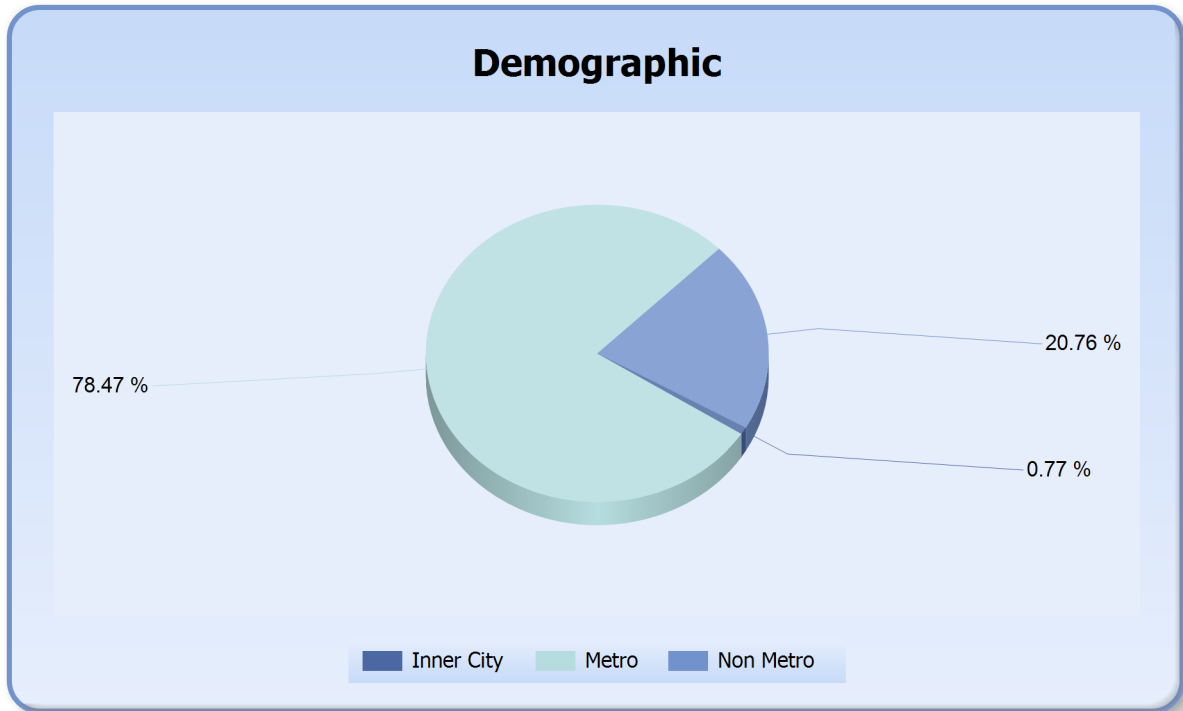
State	Current Balance	Current Balance %
ACT	\$15,253,517.50	3.48%
NSW	\$152,508,115.33	34.77%
NT	\$716,939.66	0.16%
QLD	\$75,057,915.53	17.11%
SA	\$41,795,824.99	9.53%
TAS	\$7,041,959.72	1.61%
VIC	\$114,495,263.11	26.10%
WA	\$31,743,067.85	7.24%
<b>Total</b>	<b>\$438,612,603.69</b>	<b>100.00%</b>



# IDOL Trust 2012-2

## General Collateral Report

Demographic	Current Balance	Current Balance %
Inner City	\$3,366,570.22	0.77%
Metro	\$344,181,786.65	78.47%
Non Metro	\$91,064,246.82	20.76%
<b>Total</b>	<b>\$438,612,603.69</b>	<b>100.00%</b>



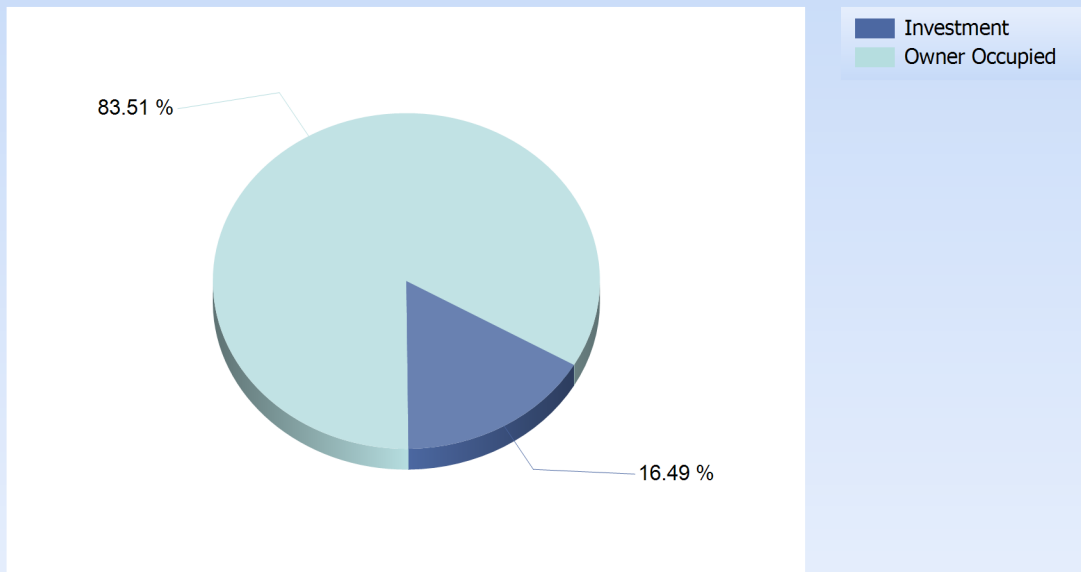


# IDOL Trust 2012-2

## General Collateral Report

Occupancy Type	Current Balance	Current Balance %
Investment	\$72,336,197.03	16.49%
Owner Occupied	\$366,276,406.66	83.51%
<b>Total</b>	<b>\$438,612,603.69</b>	<b>100.00%</b>

### Occupancy



# IDOL Trust 2012-2

## General Collateral Report

Document Type	Current Balance	Current Balance %
Full Doc	\$438,612,603.69	100.00%
<b>Total</b>	<b>\$438,612,603.69</b>	<b>100.00%</b>

