

IDOL Trust 2012-2

General Collateral Report

Monthly Analysis Details:

Date of Pool Cut:	28 Feb 2013
Number of Loans:	4,038
Total Current Balance:	\$879,481,306.59
Total Original Balance:	\$1,039,581,399.24
Total Current Variable Balance:	\$879,210,175.72
Total Current Fixed Balance:	\$271,130.87
Fixed Rate Balance as % of Total:	0.03%
Maximum Current Loan Balance:	\$722,959.45
Maximum Original Loan Balance:	\$968,000.00
Maximum Current LVR:	90.76%
Average Current Loan Balance:	\$217,801.22
Average Original Loan Balance:	\$257,449.58
Weighted Average Current LVR:	63.51%

	Full Doc	Lo Doc	Total
% Insured Loans Covered by Genworth	23.84%	0.00%	23.84%
% Insured Loans Covered by PMI	3.81%	0.00%	3.81%
% Insured Loans Covered by QBE	72.36%	0.00%	72.36%
Total	100.00%	0.00%	100.00%

Weighted Average Borrower Interest Rate:	5.68%
Weighted Average Variable Borrower Interest Rate:	5.68%
Weighted Average Fixed Borrower Interest Rate:	5.54%

IDOL Trust 2012-2

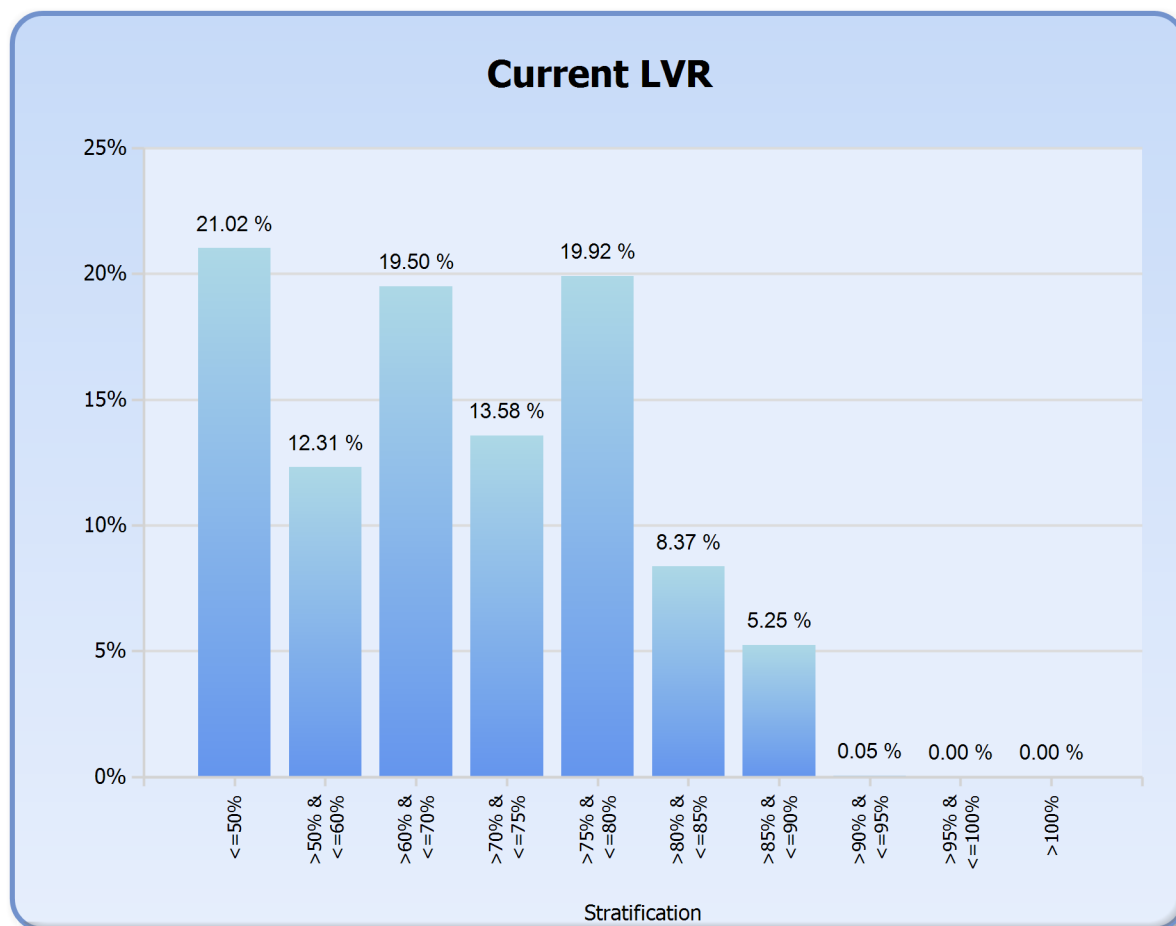
General Collateral Report

	Months	Years
Maximum Remaining Term:	359.00	29.92
Weighted Average Remaining Term:	299.40	24.95
Maximum Original Term:	360.00	30.00
Weighted Average Original Term:	353.48	29.46
Weighted Average Seasoning:	54.17	4.51
Investment Properties as % of Total:		16.08%
Arrears Distribution:		Balance
<= 30 days:		\$877,325,398.08
31 - 60 days:		\$1,277,093.76
61 - 90 days:		\$379,361.20
91+ days:		\$499,453.55

IDOL Trust 2012-2

General Collateral Report

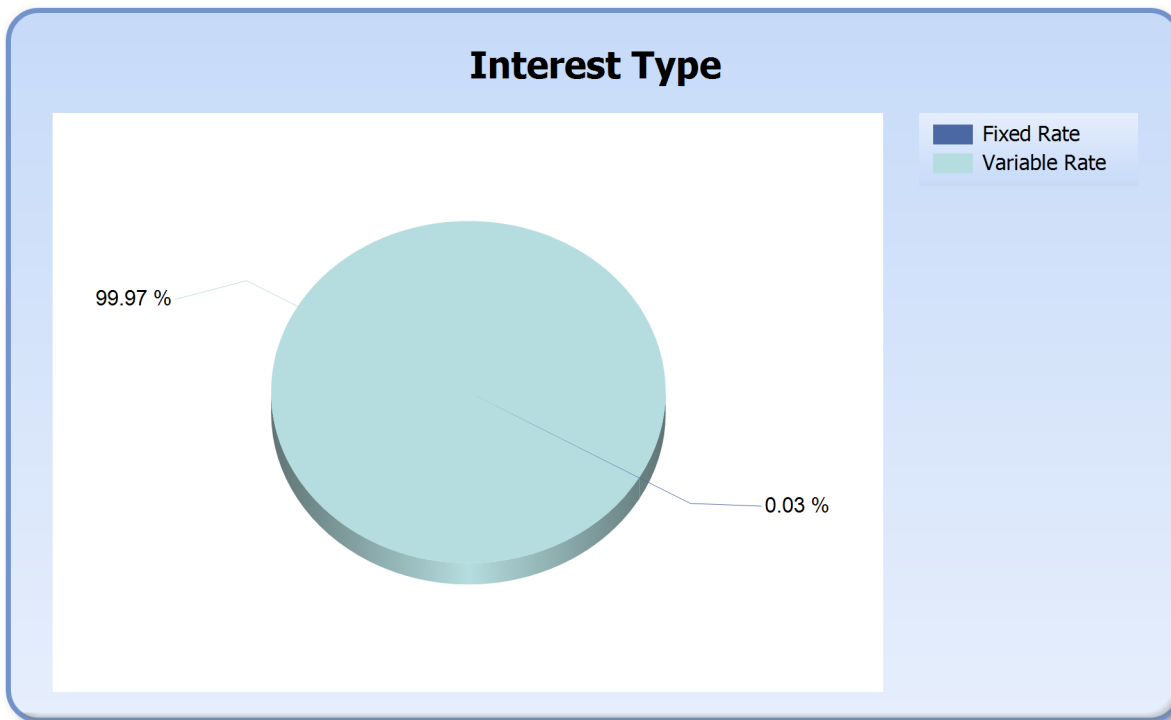
Current LVR	Current Balance	Current Balance %
<=50%	\$184,881,395.91	21.02%
>50% & <=60%	\$108,274,610.00	12.31%
>60% & <=70%	\$171,487,397.29	19.50%
>70% & <=75%	\$119,413,192.34	13.58%
>75% & <=80%	\$175,208,119.00	19.92%
>80% & <=85%	\$73,582,639.06	8.37%
>85% & <=90%	\$46,184,920.76	5.25%
>90% & <=95%	\$449,032.23	0.05%
>95% & <=100%	\$0.00	0.00%
>100%	\$0.00	0.00%
Total	\$879,481,306.59	100.00%



IDOL Trust 2012-2

General Collateral Report

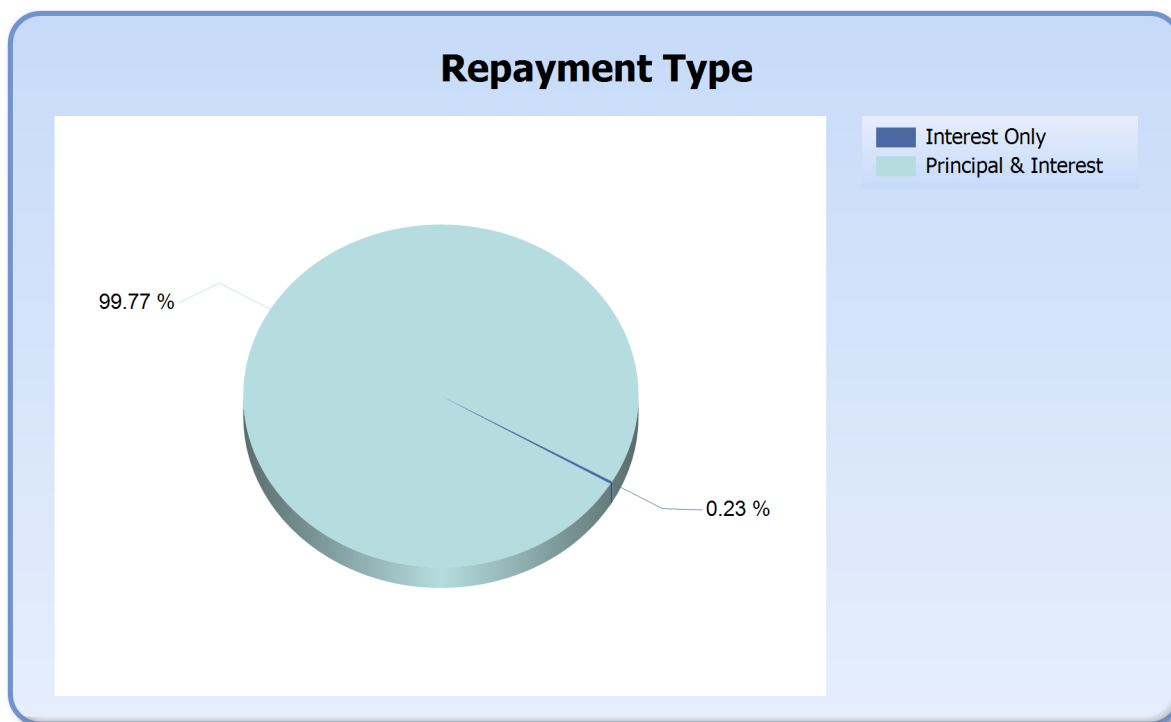
Interest Type	Current Balance	Current Balance %
Fixed Rate	\$271,130.87	0.03%
Variable Rate	\$879,210,175.72	99.97%
Total	\$879,481,306.59	100.00%



IDOL Trust 2012-2

General Collateral Report

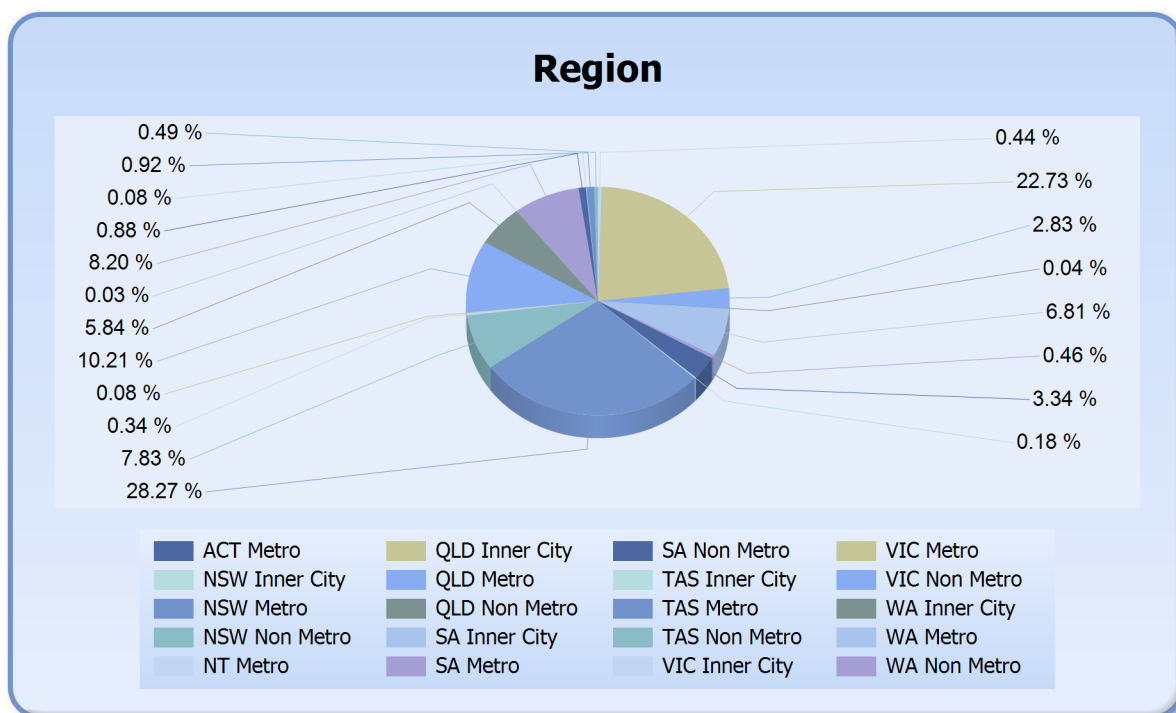
Repayment Type	Current Balance	Current Balance %
Interest Only	\$2,023,341.85	0.23%
Principal & Interest	\$877,457,964.74	99.77%
Total	\$879,481,306.59	100.00%



IDOL Trust 2012-2

General Collateral Report

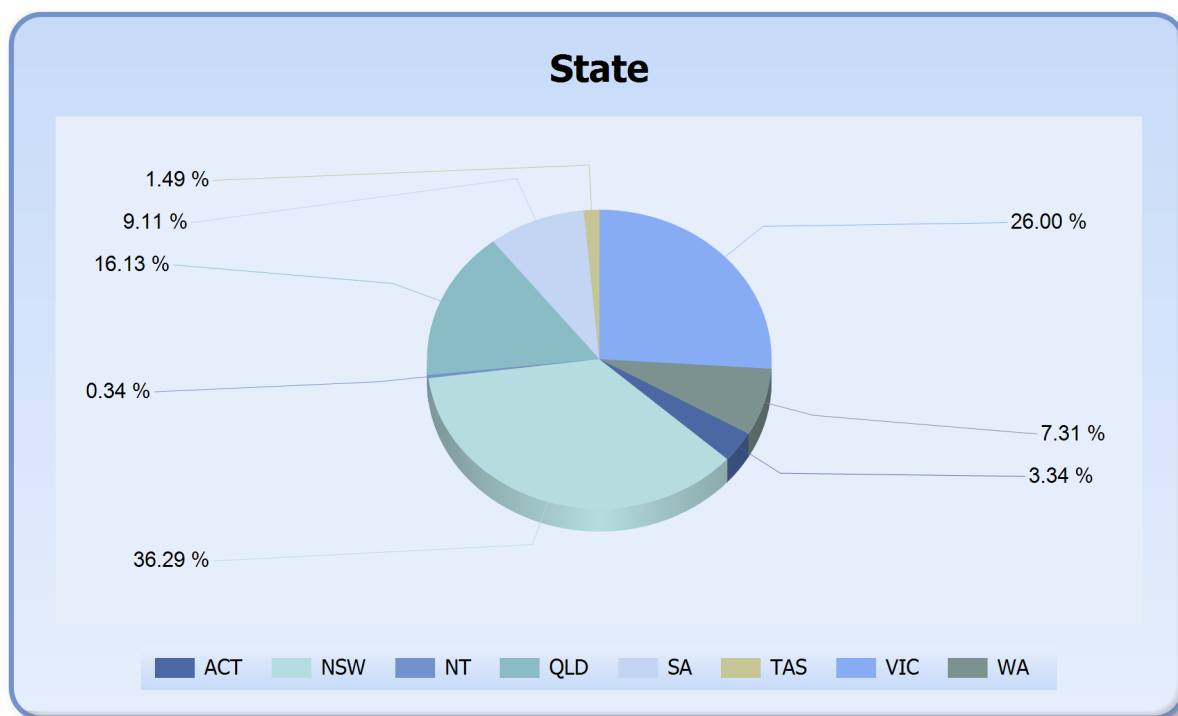
Region	Current Balance	Current Balance %
ACT Metro	\$29,351,712.08	3.34%
NSW Inner City	\$1,610,198.29	0.18%
NSW Metro	\$248,659,236.36	28.27%
NSW Non Metro	\$68,879,441.15	7.83%
NT Metro	\$3,017,912.37	0.34%
QLD Inner City	\$667,697.69	0.08%
QLD Metro	\$89,805,188.38	10.21%
QLD Non Metro	\$51,369,416.63	5.84%
SA Inner City	\$274,922.15	0.03%
SA Metro	\$72,084,777.71	8.20%
SA Non Metro	\$7,762,804.99	0.88%
TAS Inner City	\$728,990.67	0.08%
TAS Metro	\$8,072,061.99	0.92%
TAS Non Metro	\$4,288,911.26	0.49%
VIC Inner City	\$3,852,886.09	0.44%
VIC Metro	\$199,879,002.90	22.73%
VIC Non Metro	\$24,894,906.87	2.83%
WA Inner City	\$338,918.74	0.04%
WA Metro	\$59,909,183.37	6.81%
WA Non Metro	\$4,033,136.90	0.46%
Total	\$879,481,306.59	100.00%



IDOL Trust 2012-2

General Collateral Report

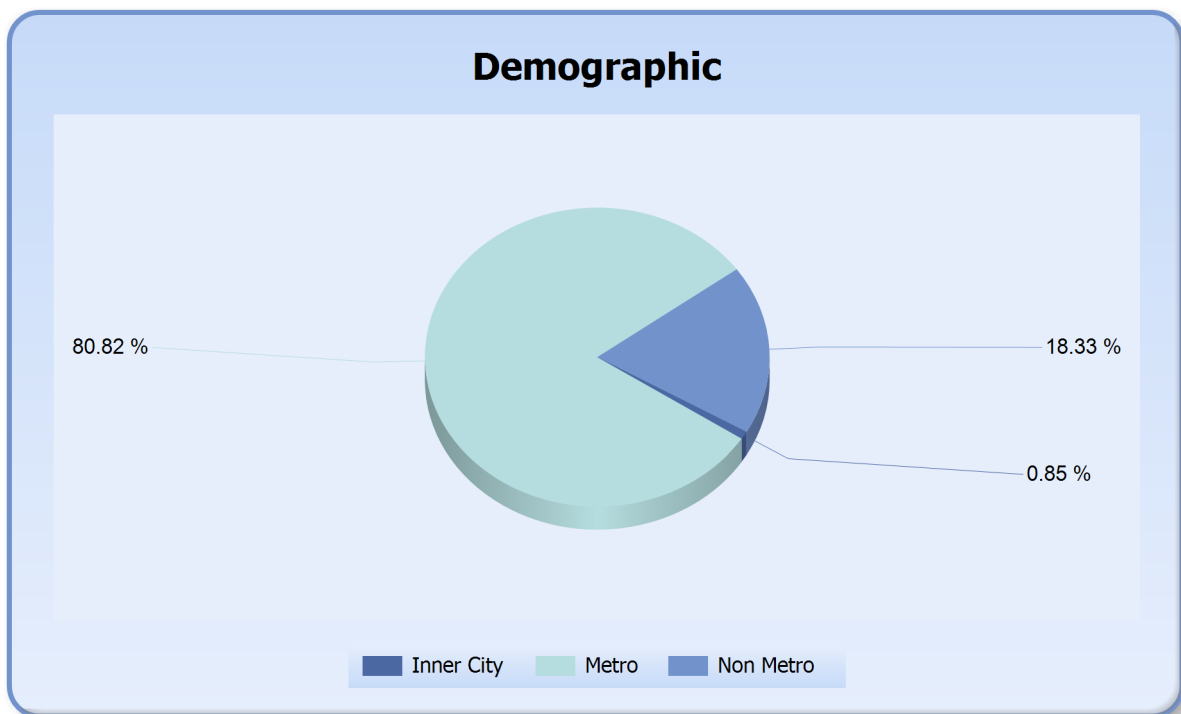
State	Current Balance	Current Balance %
ACT	\$29,351,712.08	3.34%
NSW	\$319,148,875.80	36.29%
NT	\$3,017,912.37	0.34%
QLD	\$141,842,302.70	16.13%
SA	\$80,122,504.85	9.11%
TAS	\$13,089,963.92	1.49%
VIC	\$228,626,795.86	26.00%
WA	\$64,281,239.01	7.31%
Total	\$879,481,306.59	100.00%



IDOL Trust 2012-2

General Collateral Report

Demographic	Current Balance	Current Balance %
Inner City	\$7,473,613.63	0.85%
Metro	\$710,779,075.16	80.82%
Non Metro	\$161,228,617.80	18.33%
Total	\$879,481,306.59	100.00%

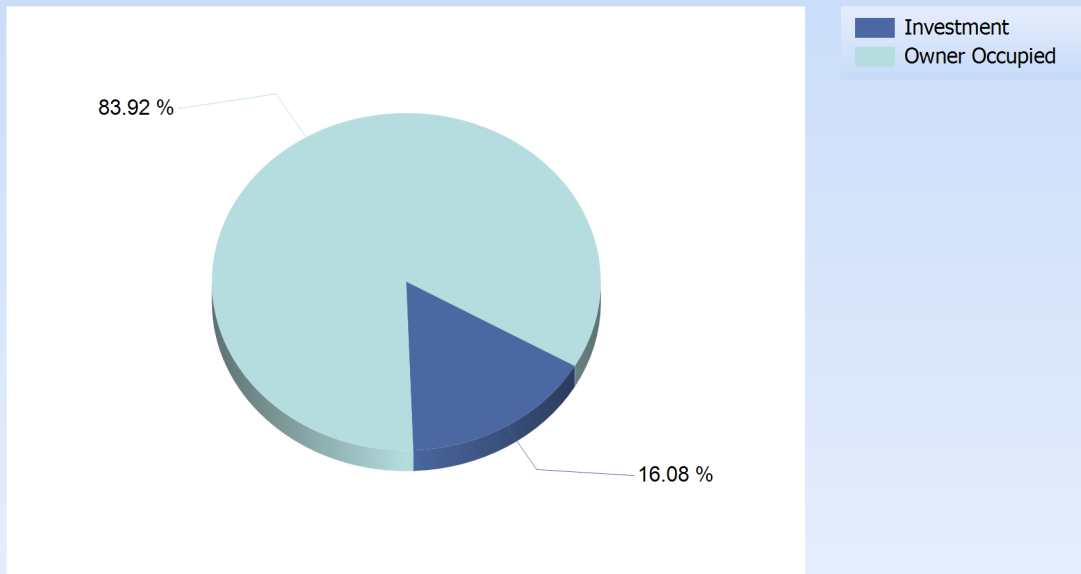


IDOL Trust 2012-2

General Collateral Report

Occupancy Type	Current Balance	Current Balance %
Investment	\$141,463,921.24	16.08%
Owner Occupied	\$738,017,385.35	83.92%
Total	\$879,481,306.59	100.00%

Occupancy



IDOL Trust 2012-2

General Collateral Report

Document Type	Current Balance	Current Balance %
Full Doc	\$879,481,306.59	100%
Total	\$879,481,306.59	100%

