

# IDOL Trust 2012-2

## General Collateral Report

### Monthly Analysis Details:

<b>Date of Pool Cut:</b>	<b>30 Apr 2014</b>
<b>Number of Loans:</b>	<b>2,956</b>
<b>Total Current Balance:</b>	<b>\$582,084,122.06</b>
<b>Total Original Balance:</b>	<b>\$758,656,734.01</b>
<b>Total Current Variable Balance:</b>	<b>\$581,385,634.35</b>
<b>Total Current Fixed Balance:</b>	<b>\$698,487.71</b>
<b>Fixed Rate Balance as % of Total:</b>	<b>0.12%</b>
<b>Maximum Current Loan Balance:</b>	<b>\$713,483.61</b>
<b>Maximum Original Loan Balance:</b>	<b>\$925,000.00</b>
<b>Maximum Current LVR:</b>	<b>91.30%</b>
<b>Average Current Loan Balance:</b>	<b>\$196,916.14</b>
<b>Average Original Loan Balance:</b>	<b>\$256,649.77</b>
<b>Weighted Average Current LVR:</b>	<b>60.78%</b>

	<b>Full Doc</b>	<b>Lo Doc</b>	<b>Total</b>
% Insured Loans Covered by Genworth	23.98%	0.00%	23.98%
% Insured Loans Covered by QBE	76.02%	0.00%	76.02%
<b>Total</b>	<b>100.00%</b>	<b>0.00%</b>	<b>100.00%</b>

<b>Weighted Average Borrower Interest Rate:</b>	<b>5.18%</b>
<b>Weighted Average Variable Borrower Interest Rate:</b>	<b>5.18%</b>
<b>Weighted Average Fixed Borrower Interest Rate:</b>	<b>4.94%</b>

# IDOL Trust 2012-2

---

## General Collateral Report

	<b>Months</b>	<b>Years</b>
<b>Maximum Remaining Term:</b>	334.70	27.89
<b>Weighted Average Remaining Term:</b>	286.28	23.86
<b>Maximum Original Term:</b>	360.00	30.00
<b>Weighted Average Original Term:</b>	353.73	29.48
<b>Weighted Average Seasoning:</b>	67.38	5.62

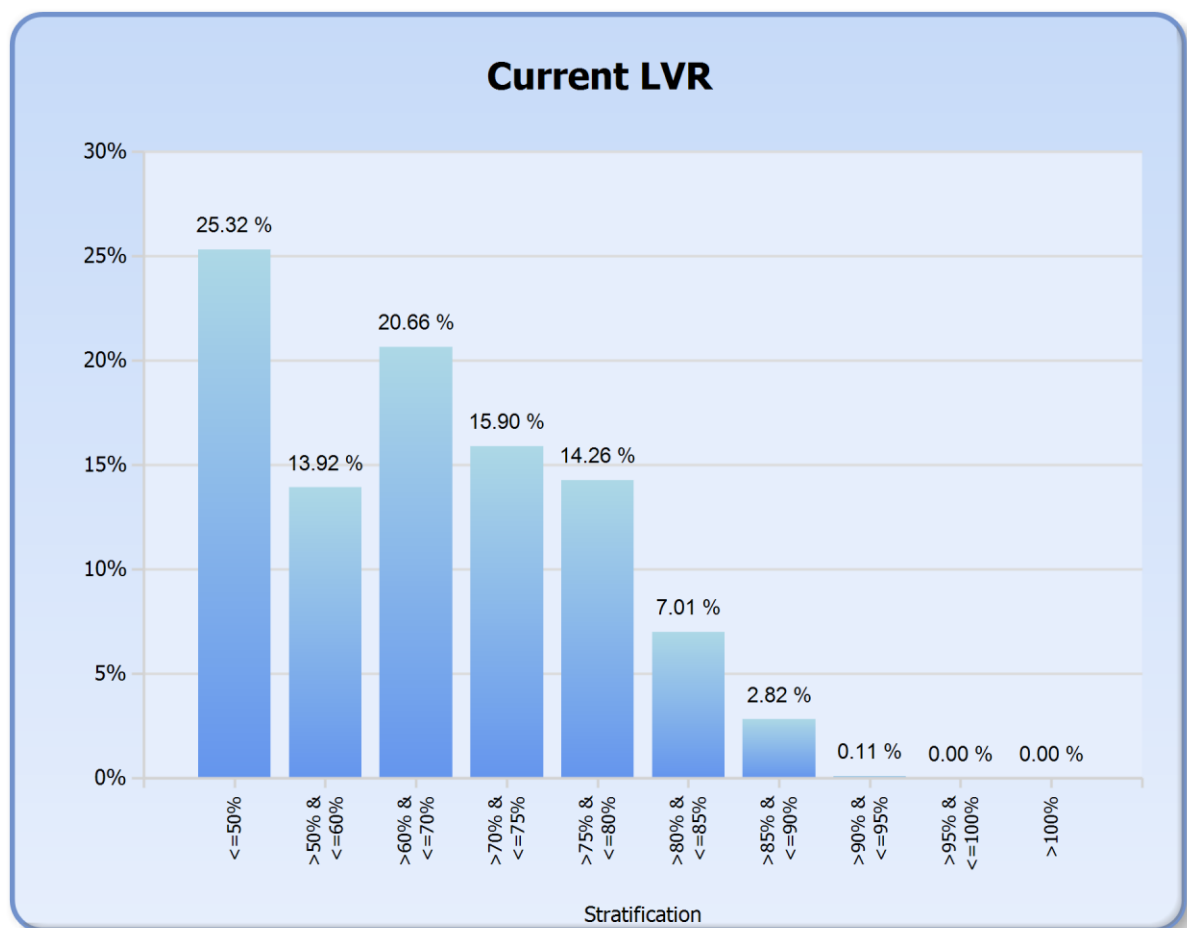
**Investment Properties as % of Total:** 15.90%

<b>Arrears Distribution:</b>	<b>Balance</b>
<= 30 days:	\$581,258,231.10
31 - 60 days:	\$825,890.96
61 - 90 days:	\$0.00
91+ days:	\$0.00

# IDOL Trust 2012-2

## General Collateral Report

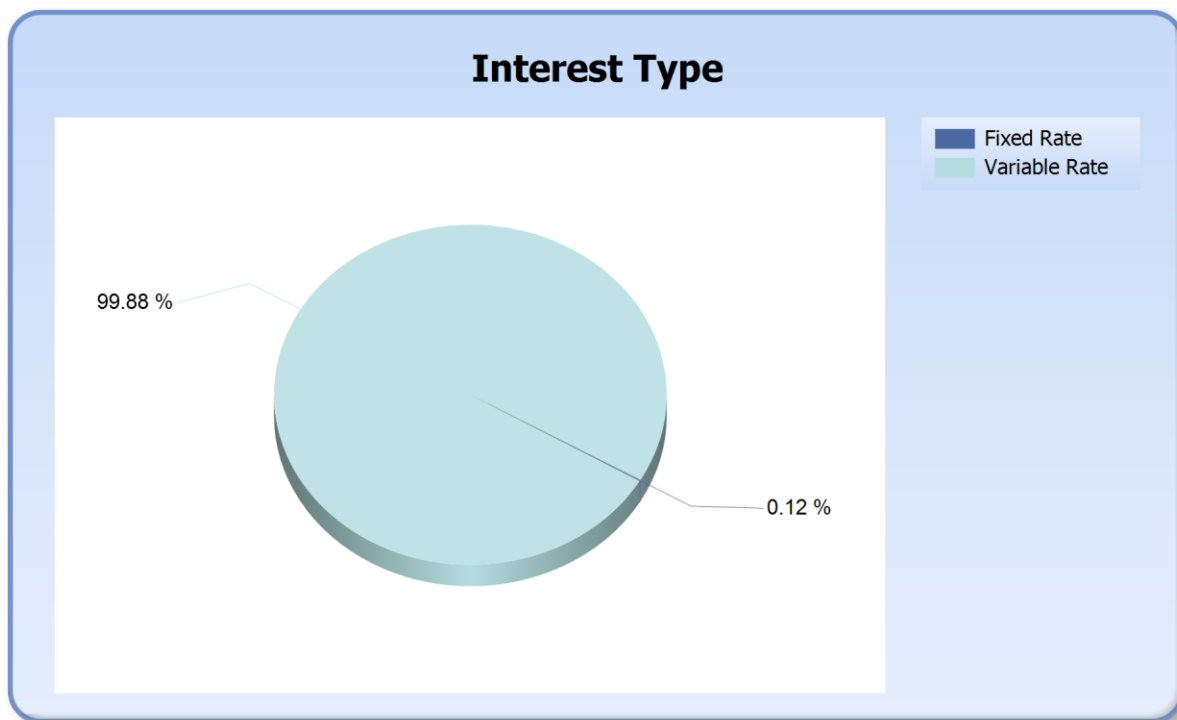
Current LVR	Current Balance	Current Balance %
<=50%	\$147,402,861.49	25.32%
>50% & <=60%	\$81,043,494.11	13.92%
>60% & <=70%	\$120,230,800.95	20.66%
>70% & <=75%	\$92,540,623.50	15.90%
>75% & <=80%	\$83,030,966.74	14.26%
>80% & <=85%	\$40,792,428.98	7.01%
>85% & <=90%	\$16,410,851.51	2.82%
>90% & <=95%	\$632,094.78	0.11%
>95% & <=100%	\$0.00	0.00%
>100%	\$0.00	0.00%
<b>Total</b>	<b>\$582,084,122.06</b>	<b>100.00%</b>



# IDOL Trust 2012-2

## General Collateral Report

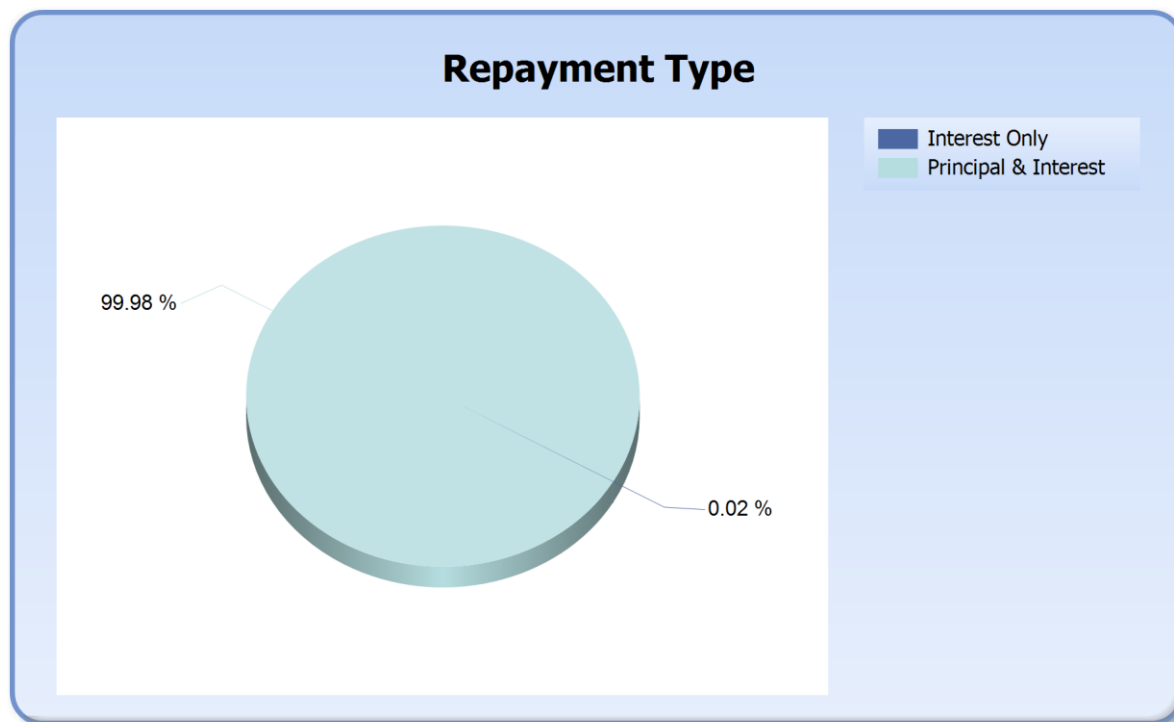
Interest Type	Current Balance	Current Balance %
FIXED RATE	\$698,487.71	0.12%
VARIABLE RATE	\$581,385,634.35	99.88%
<b>Total</b>	<b>\$582,084,122.06</b>	<b>100.00%</b>



# IDOL Trust 2012-2

## General Collateral Report

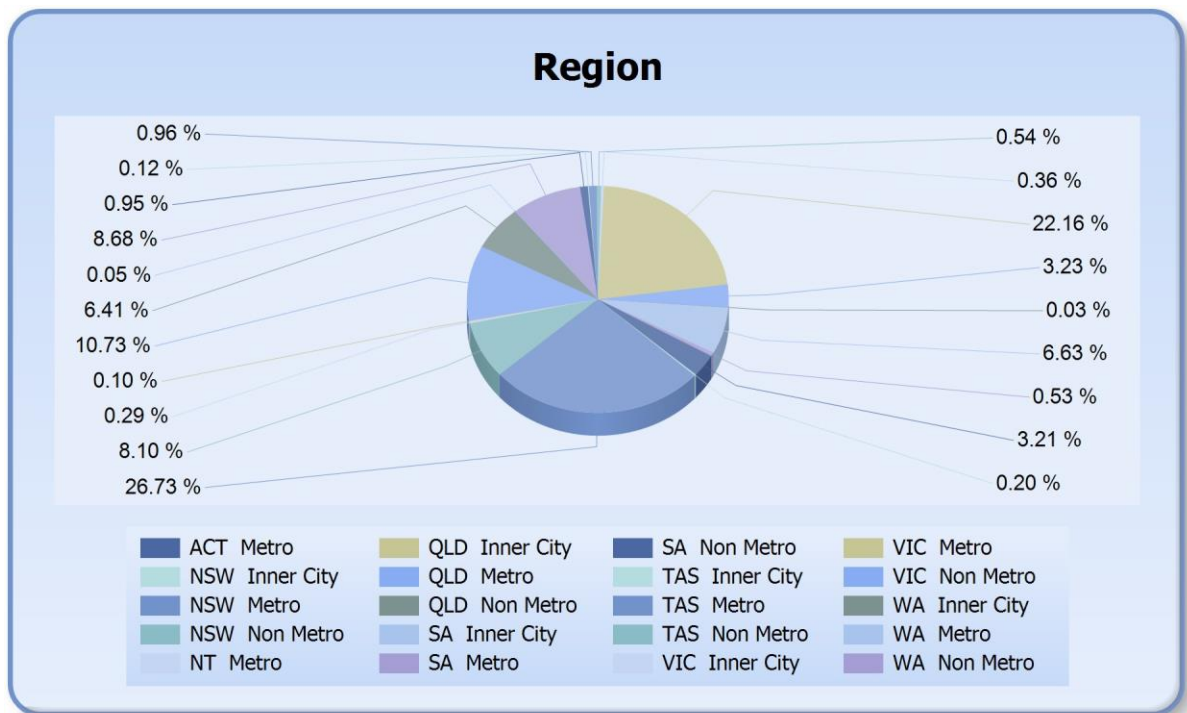
Repayment Type	Current Balance	Current Balance %
Interest Only	\$141,742.60	0.02%
Principal & Interest	\$581,942,379.46	99.98%
<b>Total</b>	<b>\$582,084,122.06</b>	<b>100.00%</b>



# IDOL Trust 2012-2

## General Collateral Report

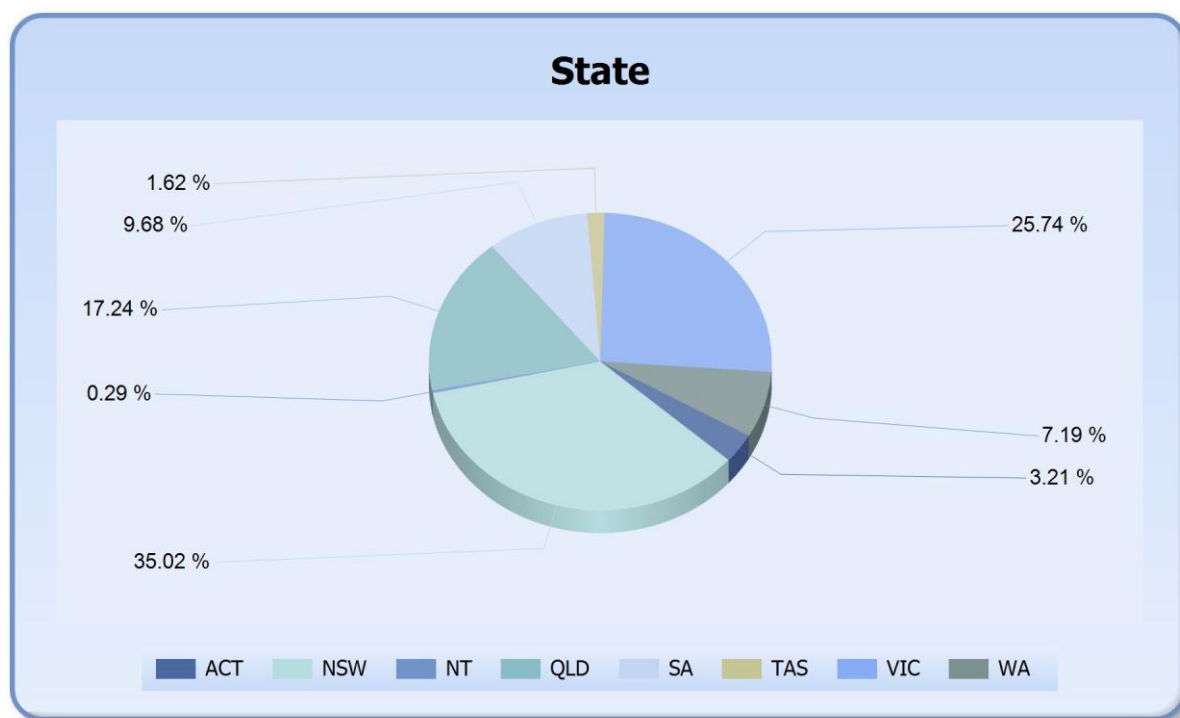
Region	Current Balance	Current Balance %
ACT Metro	\$18,698,560.96	3.21%
NSW Inner City	\$1,139,966.01	0.20%
NSW Metro	\$155,584,222.18	26.73%
NSW Non Metro	\$47,142,708.39	8.10%
NT Metro	\$1,715,659.90	0.29%
QLD Inner City	\$588,949.24	0.10%
QLD Metro	\$62,431,503.18	10.73%
QLD Non Metro	\$37,316,756.92	6.41%
SA Inner City	\$262,291.77	0.04%
SA Metro	\$50,520,965.95	8.68%
SA Non Metro	\$5,558,392.03	0.95%
TAS Inner City	\$700,591.72	0.12%
TAS Metro	\$5,570,318.47	0.96%
TAS Non Metro	\$3,132,780.45	0.54%
VIC Inner City	\$2,108,563.39	0.36%
VIC Metro	\$128,967,299.02	22.16%
VIC Non Metro	\$18,772,337.08	3.23%
WA Inner City	\$151,918.98	0.03%
WA Metro	\$38,615,175.27	6.63%
WA Non Metro	\$3,105,161.15	0.53%
<b>Total</b>	<b>\$582,084,122.06</b>	<b>100.00%</b>



# IDOL Trust 2012-2

## General Collateral Report

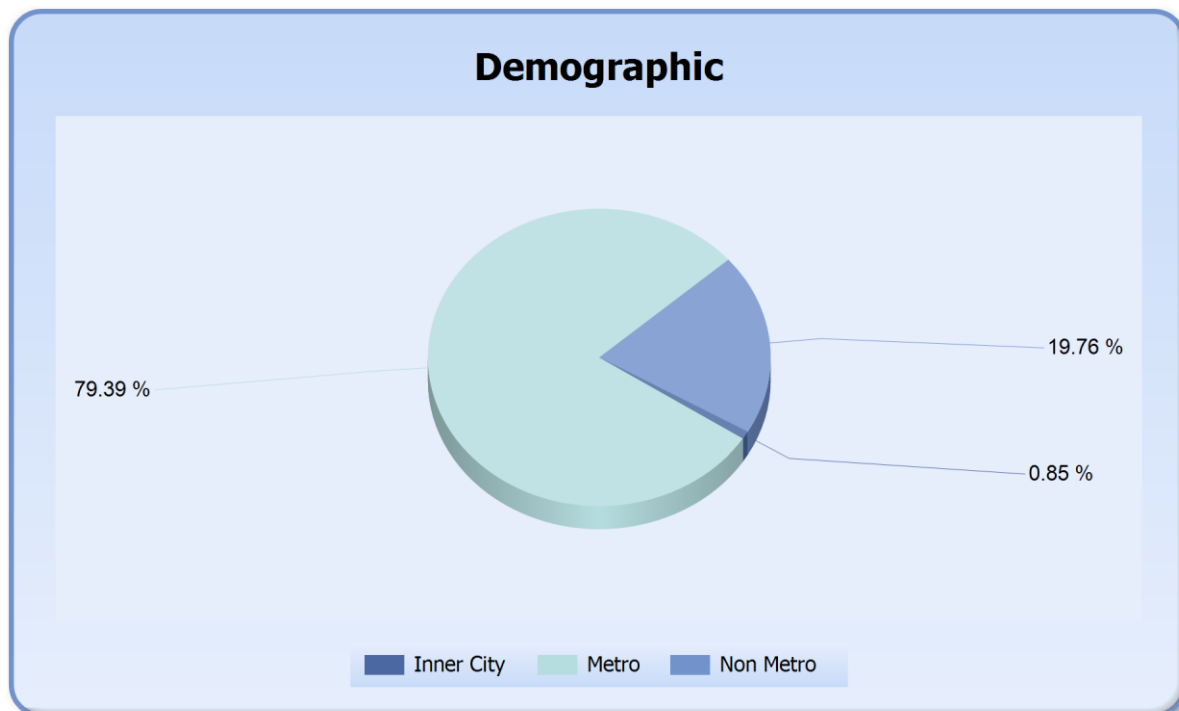
State	Current Balance	Current Balance %
ACT	\$18,698,560.96	3.21%
NSW	\$203,866,896.58	35.02%
NT	\$1,715,659.90	0.29%
QLD	\$100,337,209.34	17.24%
SA	\$56,341,649.75	9.68%
TAS	\$9,403,690.64	1.62%
VIC	\$149,848,199.49	25.74%
WA	\$41,872,255.40	7.19%
<b>Total</b>	<b>\$582,084,122.06</b>	<b>100.00%</b>



# IDOL Trust 2012-2

## General Collateral Report

Demographic	Current Balance	Current Balance %
Inner City	\$4,952,281.11	0.85%
Metro	\$462,103,704.93	79.39%
Non Metro	\$115,028,136.02	19.76%
<b>Total</b>	<b>\$582,084,122.06</b>	<b>100.00%</b>

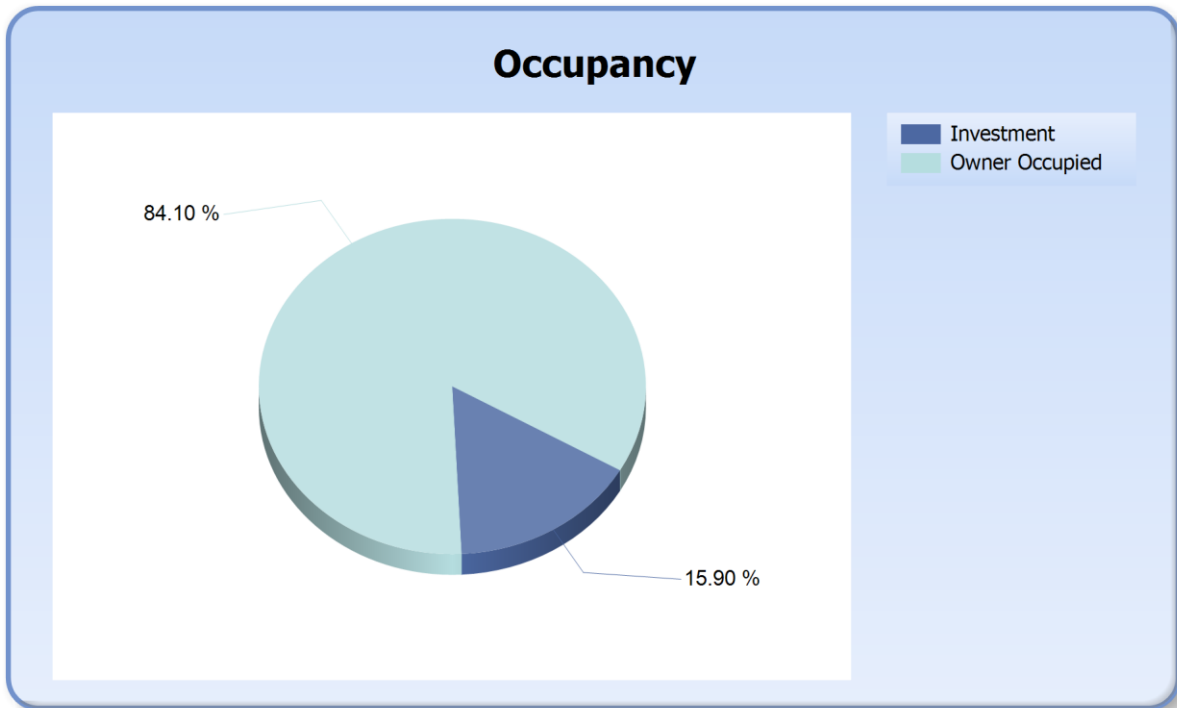




# IDOL Trust 2012-2

## General Collateral Report

Occupancy Type	Current Balance	Current Balance %
Investment	\$92,531,901.40	15.90%
Owner Occupied	\$489,552,220.66	84.10%
<b>Total</b>	<b>\$582,084,122.06</b>	<b>100.00%</b>



# IDOL Trust 2012-2

## General Collateral Report

Document Type	Current Balance	Current Balance %
Full Doc	\$582,084,122.06	100.00%
<b>Total</b>	<b>\$582,084,122.06</b>	<b>100.00%</b>

