

IDOL Trust 2012-1

General Collateral Report

Monthly Analysis Details:

Date of Pool Cut:	30 Sep 2013
Number of Loans:	2,992
Total Current Balance:	\$515,154,244.94
Total Original Balance:	\$707,704,795.54
Total Current Variable Balance:	\$497,884,240.51
Total Current Fixed Balance:	\$17,270,004.43
Fixed Rate Balance as % of Total:	3.35%
Maximum Current Loan Balance:	\$649,261.71
Maximum Original Loan Balance:	\$1,367,294.00
Maximum Current LVR:	93.55%
Average Current Loan Balance:	\$172,177.22
Average Original Loan Balance:	\$236,532.35
Weighted Average Current LVR:	57.40%

	Full Doc	Lo Doc	Total
% Insured Loans Covered by Genworth	30.21%	0.00%	30.21%
% Insured Loans Covered by PMI	1.77%	0.00%	1.77%
% Insured Loans Covered by QBE	68.03%	0.00%	68.03%
Total	100.00%	0.00%	100.00%

Weighted Average Borrower Interest Rate:	5.24%
Weighted Average Variable Borrower Interest Rate:	5.21%
Weighted Average Fixed Borrower Interest Rate:	5.97%

IDOL Trust 2012-1

General Collateral Report

	Months	Years
Maximum Remaining Term:	342.80	28.57
Weighted Average Remaining Term:	281.91	23.49
Maximum Original Term:	360.00	30.00
Weighted Average Original Term:	353.39	29.45
Weighted Average Seasoning:	71.58	5.97

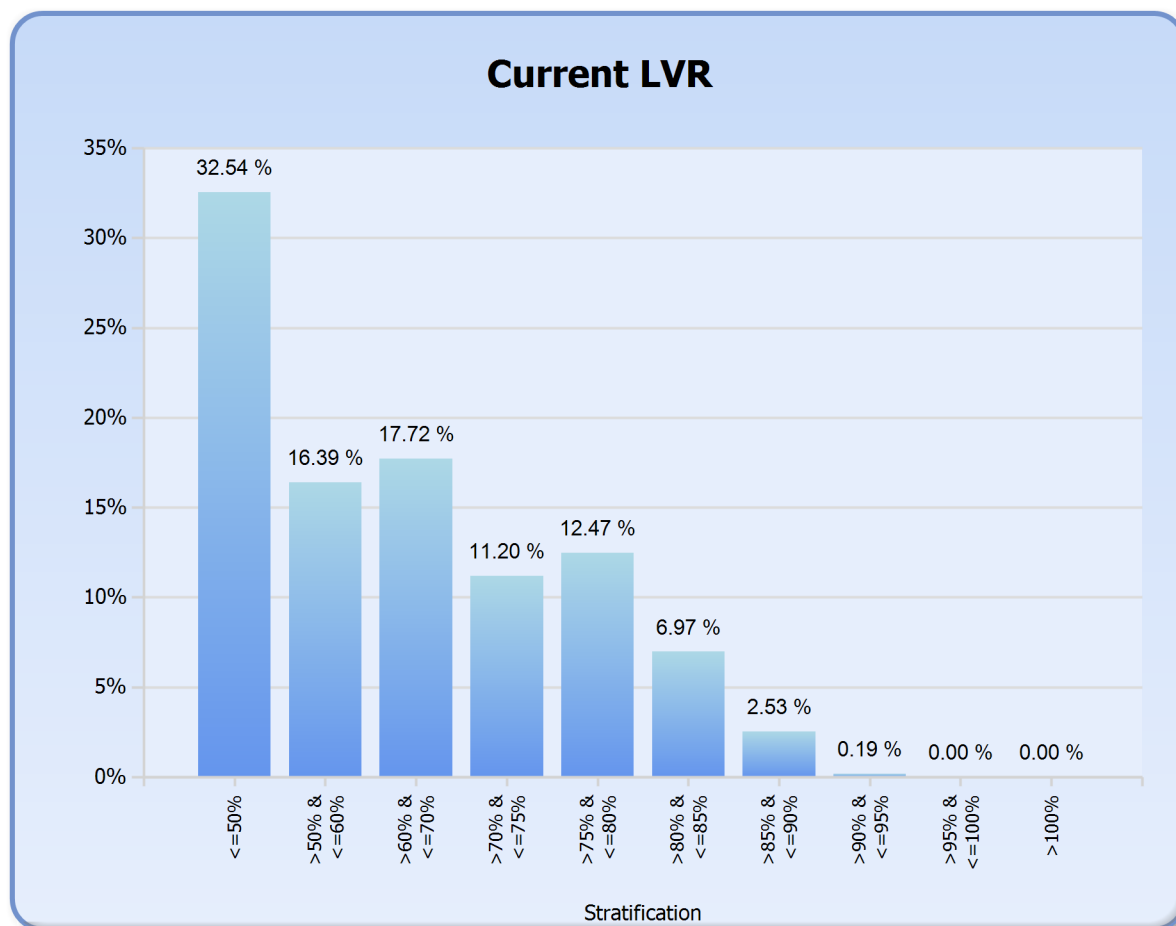
Investment Properties as % of Total: 11.63%

Arrears Distribution:	Balance
<= 30 days:	\$514,719,050.26
31 - 60 days:	\$314,940.25
61 - 90 days:	\$0.00
91+ days:	\$120,254.43

IDOL Trust 2012-1

General Collateral Report

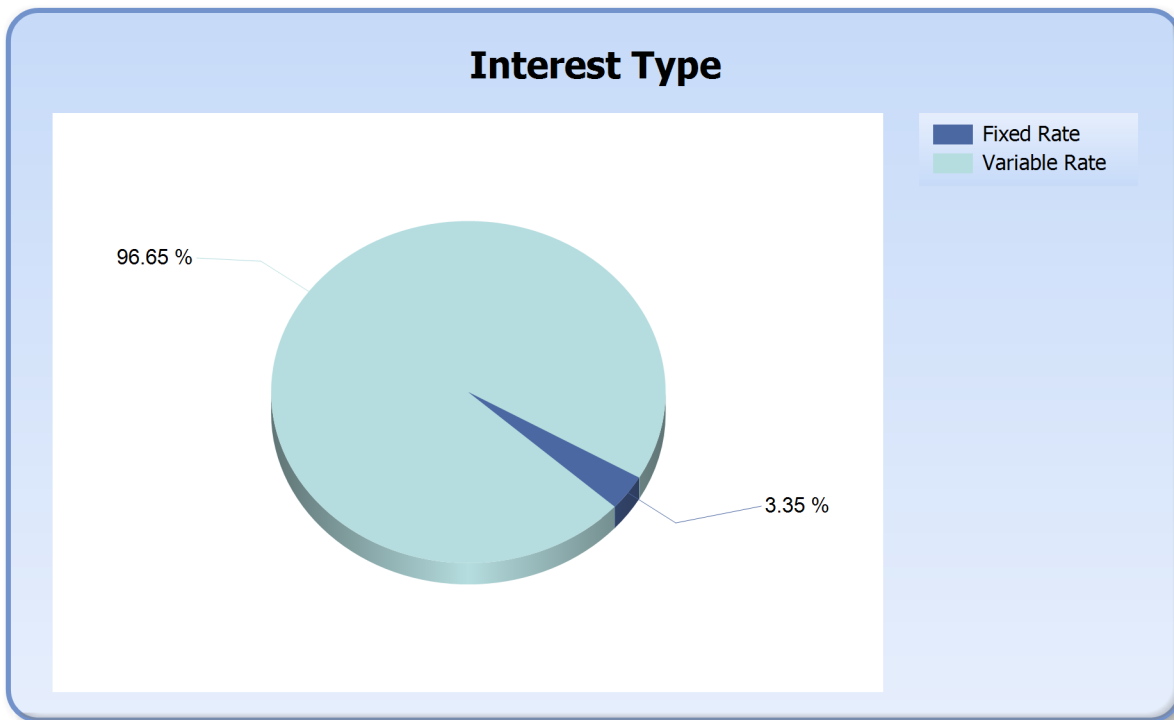
Current LVR	Current Balance	Current Balance %
<=50%	\$167,609,631.20	32.54%
>50% & <=60%	\$84,412,234.57	16.39%
>60% & <=70%	\$91,281,864.38	17.72%
>70% & <=75%	\$57,718,193.13	11.20%
>75% & <=80%	\$64,240,874.08	12.47%
>80% & <=85%	\$35,907,910.18	6.97%
>85% & <=90%	\$13,022,596.17	2.53%
>90% & <=95%	\$960,941.23	0.19%
>95% & <=100%	\$0.00	0.00%
>100%	\$0.00	0.00%
Total	\$515,154,244.94	100.00%



IDOL Trust 2012-1

General Collateral Report

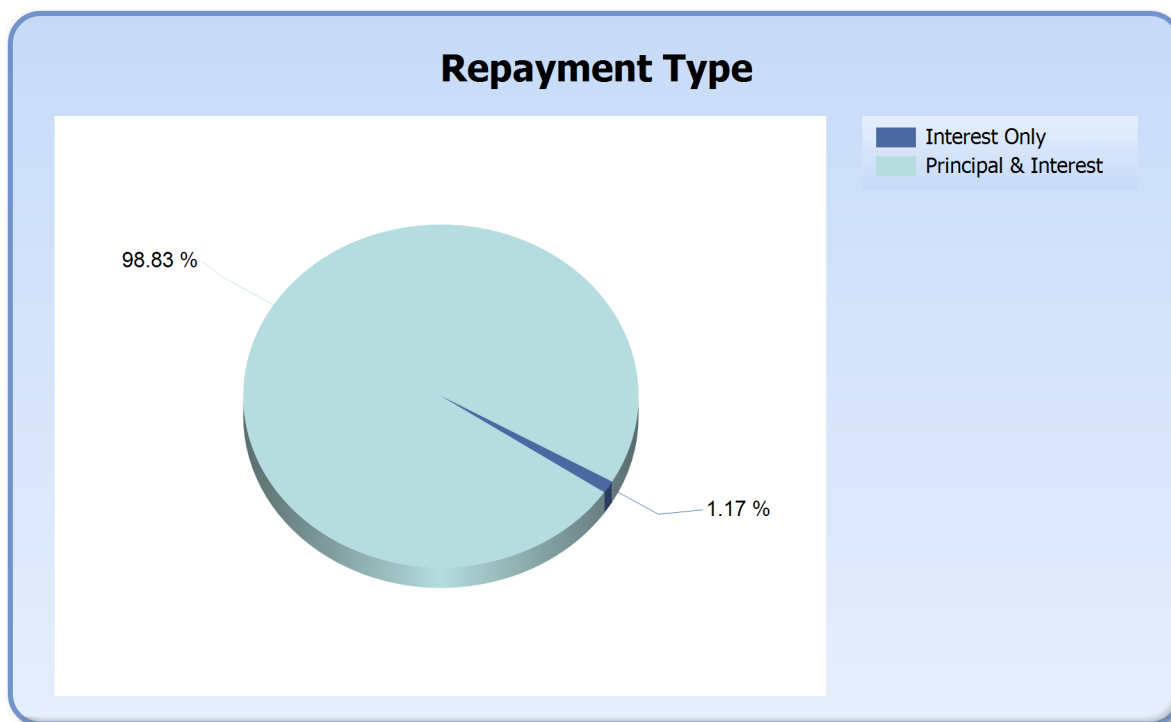
Interest Type	Current Balance	Current Balance %
Fixed Rate	\$17,270,004.43	3.35%
Variable Rate	\$497,884,240.51	96.65%
Total	\$515,154,244.94	100.00%



IDOL Trust 2012-1

General Collateral Report

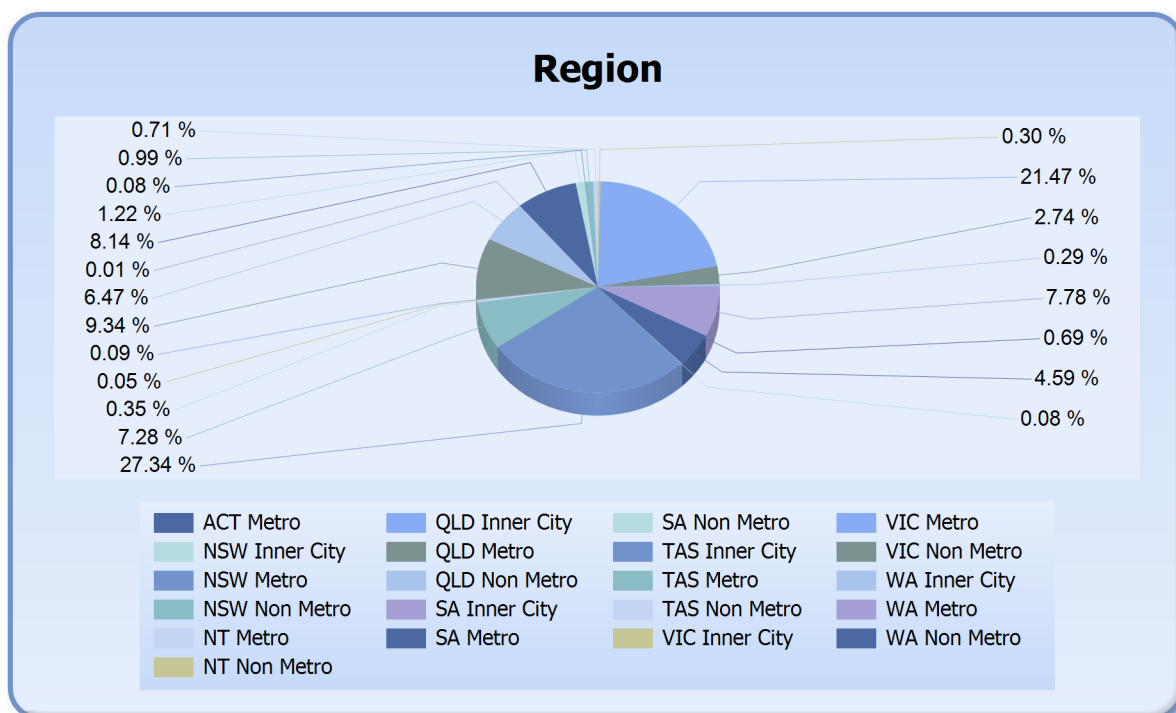
Repayment Type	Current Balance	Current Balance %
Interest Only	\$6,025,944.09	1.17%
Principal & Interest	\$509,128,300.85	98.83%
Total	\$515,154,244.94	100.00%



IDOL Trust 2012-1

General Collateral Report

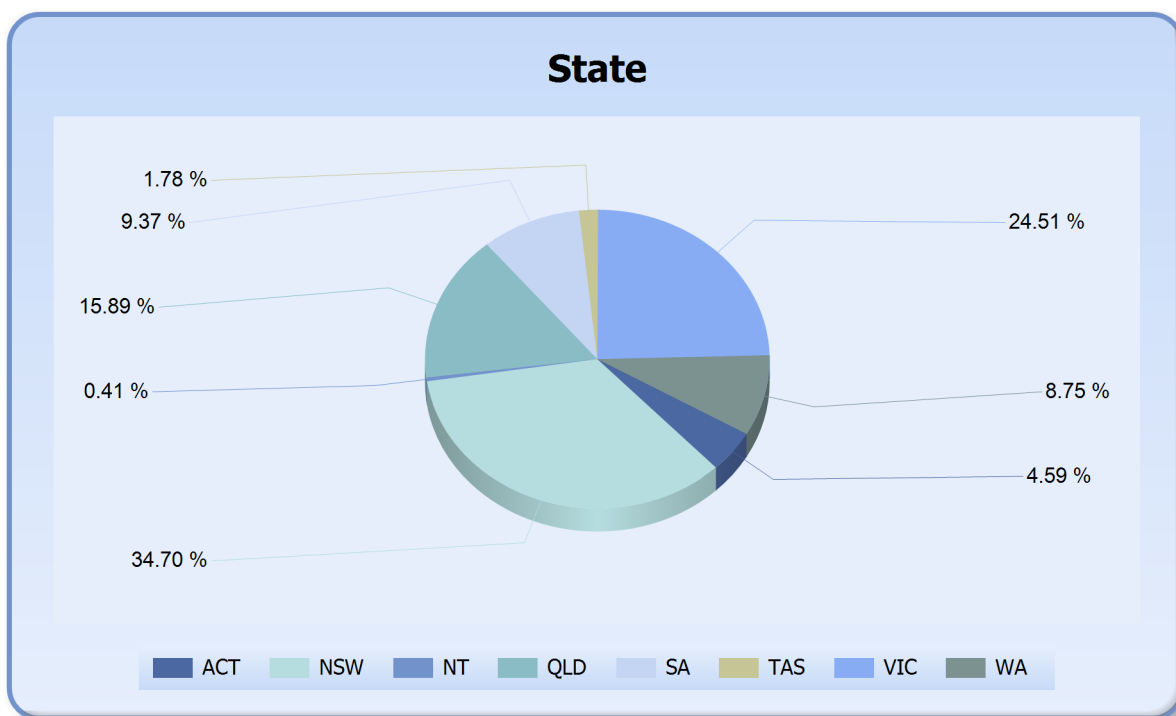
Region	Current Balance	Current Balance %
ACT Metro	\$23,632,133.33	4.59%
NSW Inner City	\$411,806.85	0.08%
NSW Metro	\$140,836,289.78	27.34%
NSW Non Metro	\$37,520,967.09	7.28%
NT Metro	\$1,825,822.47	0.35%
NT Non Metro	\$282,528.17	0.05%
QLD Inner City	\$440,137.15	0.09%
QLD Metro	\$48,114,665.85	9.34%
QLD Non Metro	\$33,308,499.01	6.47%
SA Inner City	\$73,054.32	0.01%
SA Metro	\$41,931,596.21	8.14%
SA Non Metro	\$6,287,127.13	1.22%
TAS Inner City	\$419,199.96	0.08%
TAS Metro	\$5,101,734.20	0.99%
TAS Non Metro	\$3,632,111.90	0.71%
VIC Inner City	\$1,535,730.60	0.30%
VIC Metro	\$110,616,034.42	21.47%
VIC Non Metro	\$14,097,214.80	2.74%
WA Inner City	\$1,482,832.50	0.29%
WA Metro	\$40,056,734.64	7.78%
WA Non Metro	\$3,548,024.56	0.69%
Total	\$515,154,244.94	100.00%



IDOL Trust 2012-1

General Collateral Report

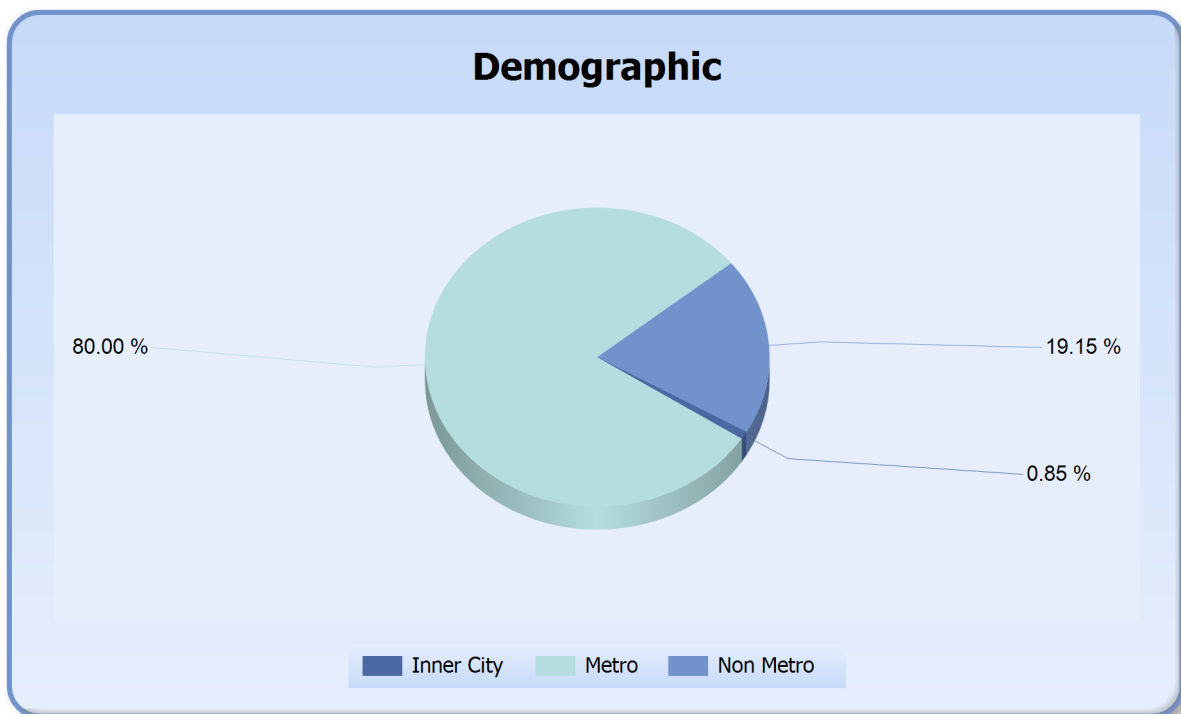
State	Current Balance	Current Balance %
ACT	\$23,632,133.33	4.59%
NSW	\$178,769,063.72	34.70%
NT	\$2,108,350.64	0.41%
QLD	\$81,863,302.01	15.89%
SA	\$48,291,777.66	9.37%
TAS	\$9,153,046.06	1.78%
VIC	\$126,248,979.82	24.51%
WA	\$45,087,591.70	8.75%
Total	\$515,154,244.94	100.00%



IDOL Trust 2012-1

General Collateral Report

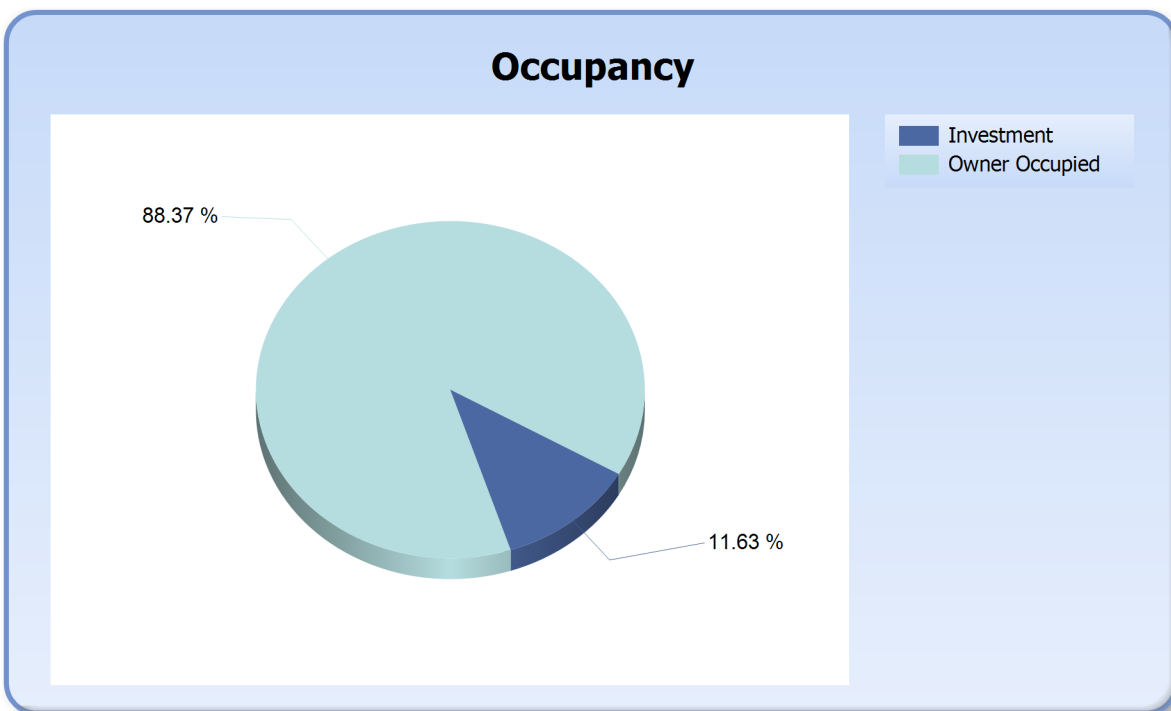
Demographic	Current Balance	Current Balance %
Inner City	\$4,362,761.38	0.85%
Metro	\$412,115,010.90	80.00%
Non Metro	\$98,676,472.66	19.15%
Total	\$515,154,244.94	100.00%



IDOL Trust 2012-1

General Collateral Report

Occupancy Type	Current Balance	Current Balance %
Investment	\$59,932,290.93	11.63%
Owner Occupied	\$455,221,954.01	88.37%
Total	\$515,154,244.94	100.00%



IDOL Trust 2012-1

General Collateral Report

Document Type	Current Balance	Current Balance %
Full Doc	\$515,154,244.94	100%
Total	\$515,154,244.94	100%

