

IDOL Trust 2012-1

General Collateral Report

Monthly Analysis Details:

Date of Pool Cut:	31 Jul 2013
Number of Loans:	3,113
Total Current Balance:	\$544,518,659.58
Total Original Balance:	\$735,572,377.11
Total Current Variable Balance:	\$526,050,473.41
Total Current Fixed Balance:	\$18,468,186.17
Fixed Rate Balance as % of Total:	3.39%
Maximum Current Loan Balance:	\$660,717.23
Maximum Original Loan Balance:	\$1,367,294.00
Maximum Current LVR:	93.83%
Average Current Loan Balance:	\$174,917.65
Average Original Loan Balance:	\$236,290.52
Weighted Average Current LVR:	57.89%

	Full Doc	Lo Doc	Total
% Insured Loans Covered by Genworth	30.19%	0.00%	30.19%
% Insured Loans Covered by PMI	1.81%	0.00%	1.81%
% Insured Loans Covered by QBE	68.00%	0.00%	68.00%
Total	100.00%	0.00%	100.00%

Weighted Average Borrower Interest Rate:	5.48%
Weighted Average Variable Borrower Interest Rate:	5.46%
Weighted Average Fixed Borrower Interest Rate:	6.00%

IDOL Trust 2012-1

General Collateral Report

	Months	Years
Maximum Remaining Term:	344.80	28.73
Weighted Average Remaining Term:	283.55	23.63
Maximum Original Term:	360.00	30.00
Weighted Average Original Term:	353.38	29.45
Weighted Average Seasoning:	69.89	5.82

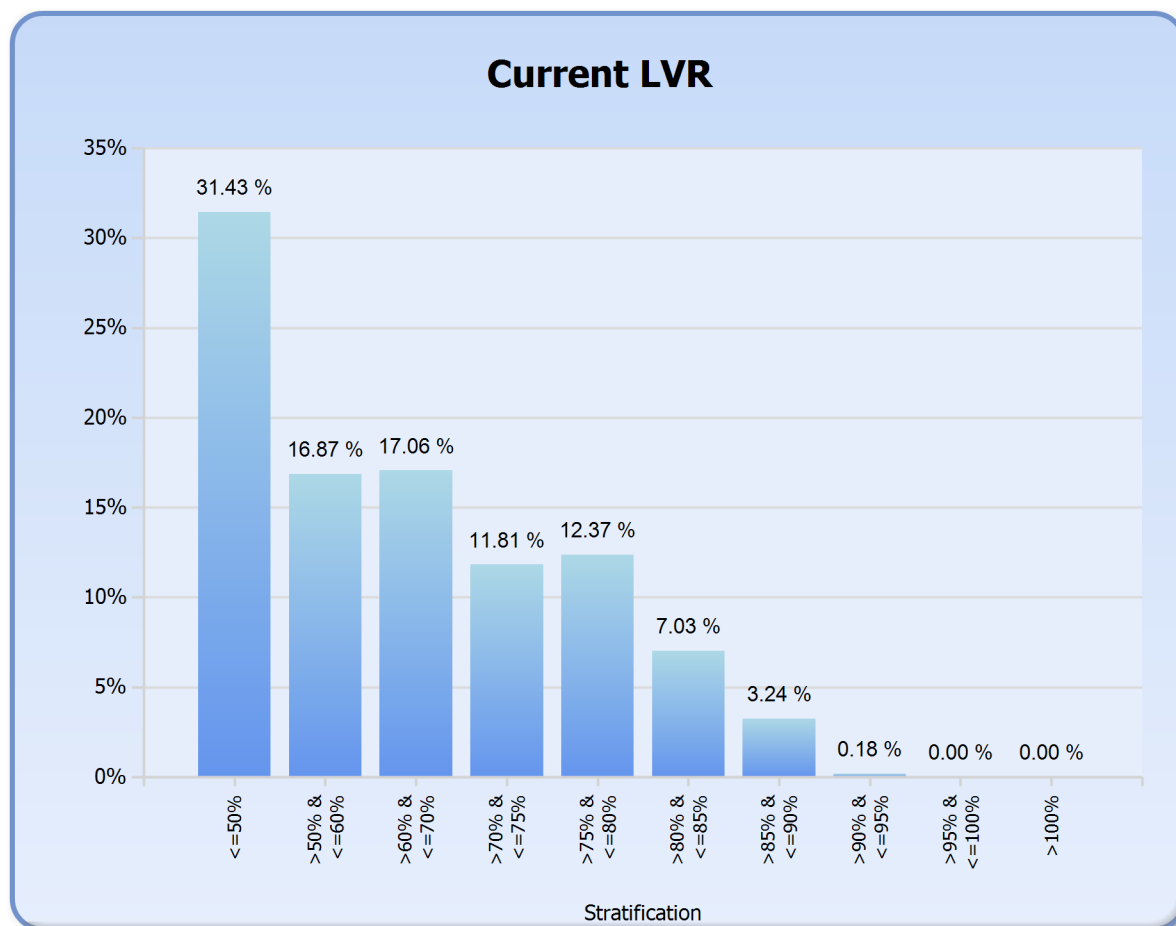
Investment Properties as % of Total: 11.52%

Arrears Distribution:	Balance
<= 30 days:	\$544,083,617.82
31 - 60 days:	\$190,398.67
61 - 90 days:	\$244,643.09
91+ days:	\$0.00

IDOL Trust 2012-1

General Collateral Report

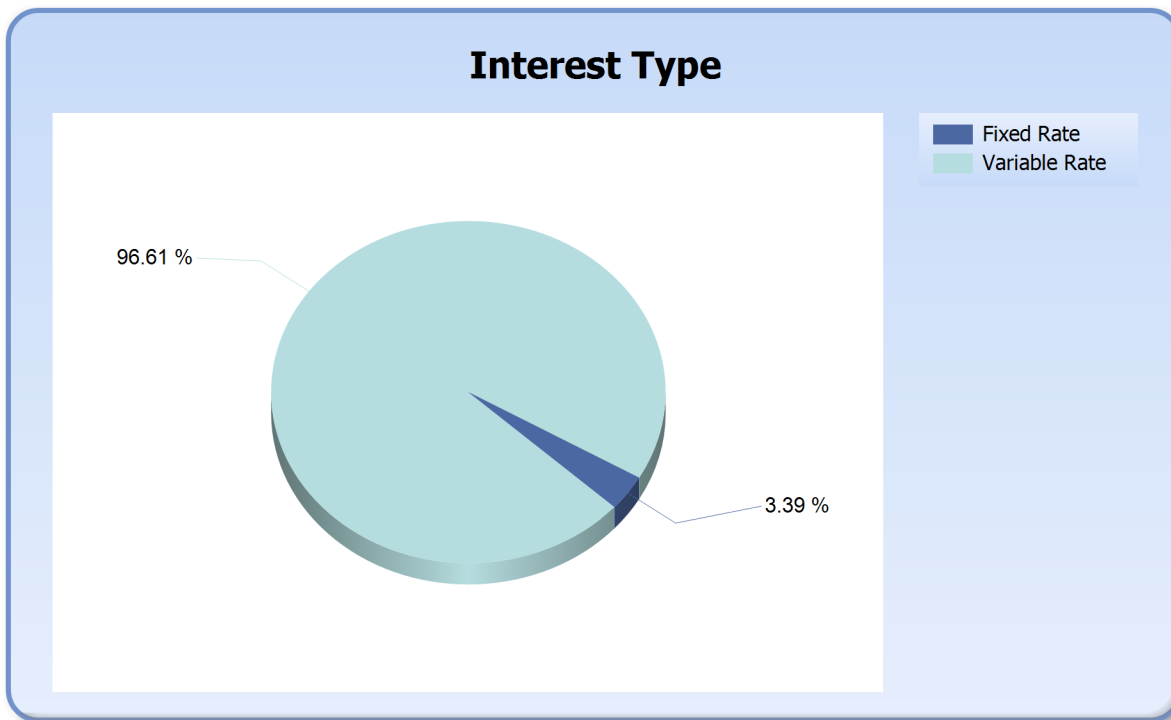
Current LVR	Current Balance	Current Balance %
<=50%	\$171,161,999.24	31.43%
>50% & <=60%	\$91,866,702.05	16.87%
>60% & <=70%	\$92,892,428.71	17.06%
>70% & <=75%	\$64,328,269.66	11.81%
>75% & <=80%	\$67,370,630.36	12.37%
>80% & <=85%	\$38,286,279.63	7.03%
>85% & <=90%	\$17,650,414.71	3.24%
>90% & <=95%	\$961,935.22	0.18%
>95% & <=100%	\$0.00	0.00%
>100%	\$0.00	0.00%
Total	\$544,518,659.58	100.00%



IDOL Trust 2012-1

General Collateral Report

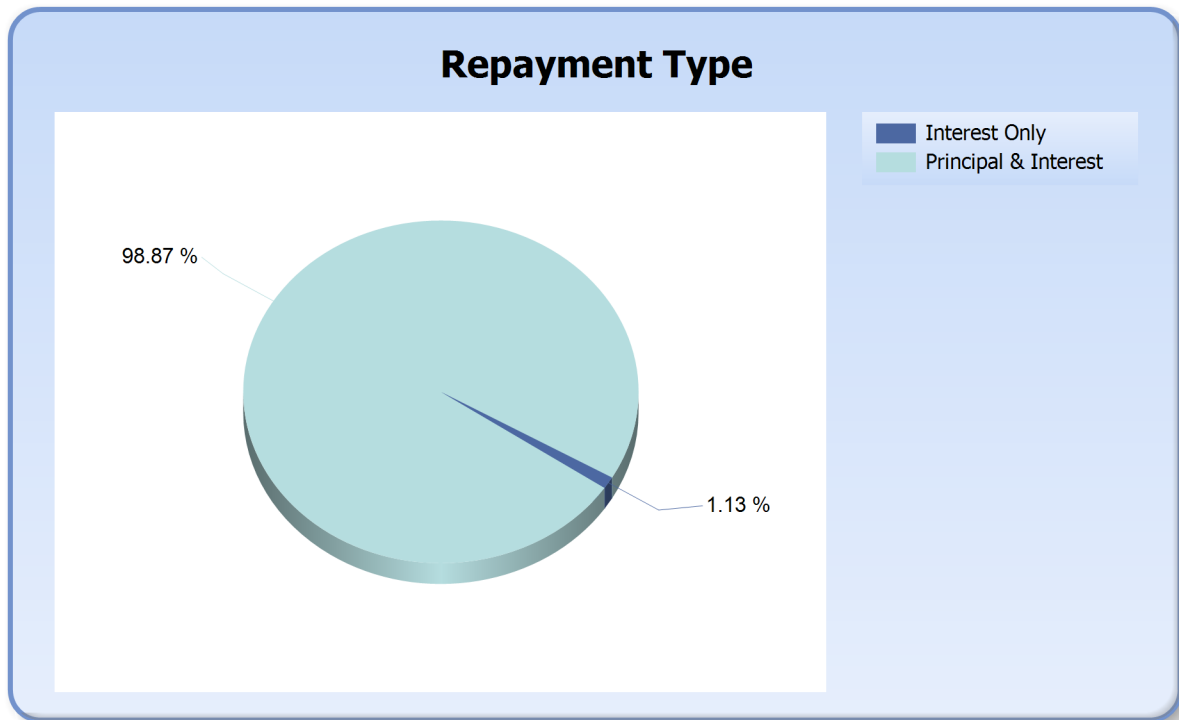
Interest Type	Current Balance	Current Balance %
Fixed Rate	\$18,468,186.17	3.39%
Variable Rate	\$526,050,473.41	96.61%
Total	\$544,518,659.58	100.00%



IDOL Trust 2012-1

General Collateral Report

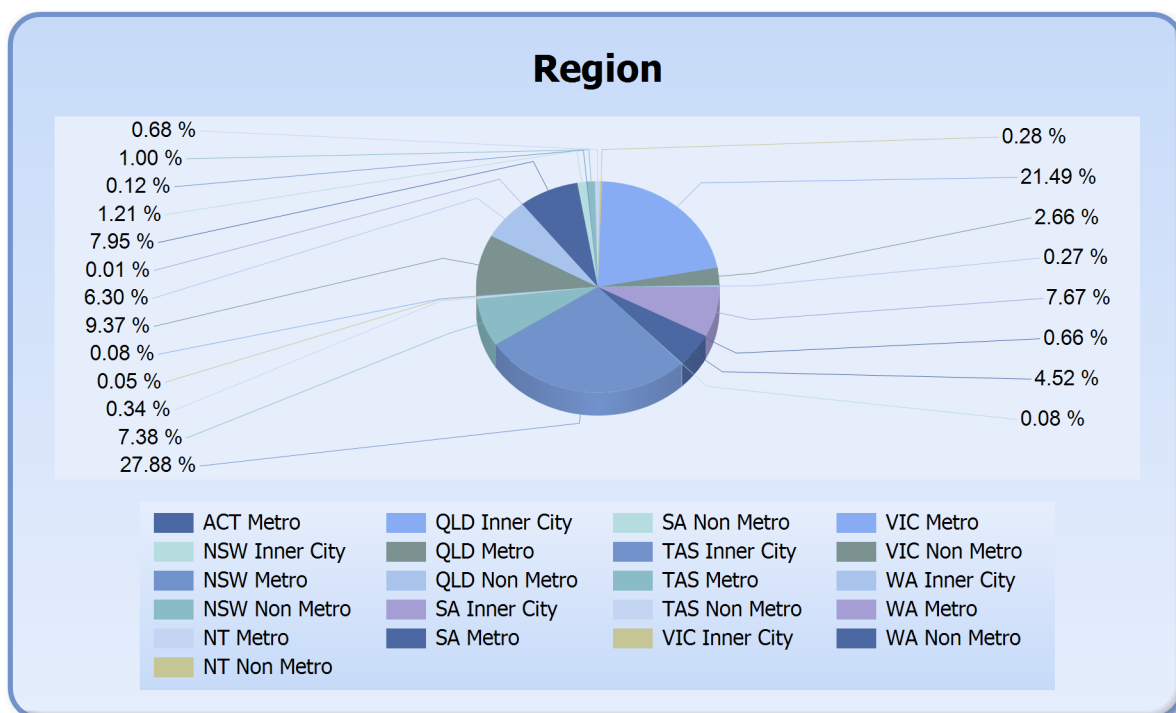
Repayment Type	Current Balance	Current Balance %
Interest Only	\$6,178,323.61	1.13%
Principal & Interest	\$538,340,335.97	98.87%
Total	\$544,518,659.58	100.00%



IDOL Trust 2012-1

General Collateral Report

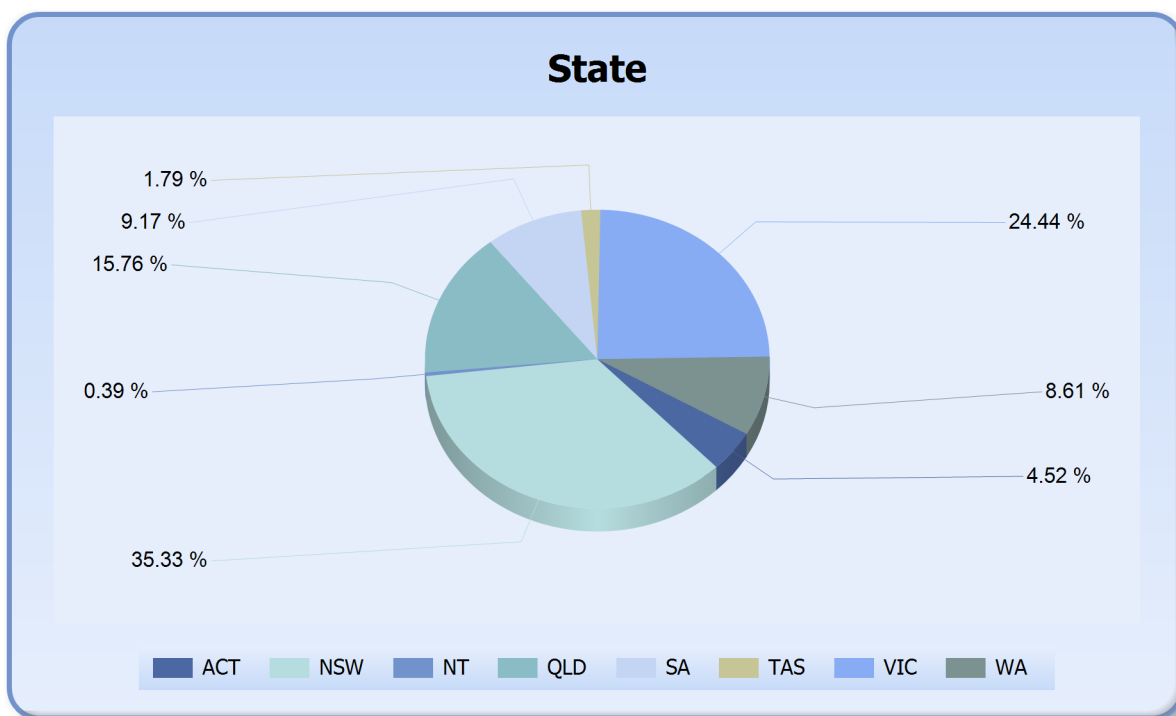
Region	Current Balance	Current Balance %
ACT Metro	\$24,616,315.53	4.52%
NSW Inner City	\$411,811.45	0.08%
NSW Metro	\$151,789,693.59	27.88%
NSW Non Metro	\$40,166,146.26	7.38%
NT Metro	\$1,854,055.42	0.34%
NT Non Metro	\$283,836.53	0.05%
QLD Inner City	\$444,461.20	0.08%
QLD Metro	\$51,048,493.78	9.37%
QLD Non Metro	\$34,301,459.19	6.30%
SA Inner City	\$78,382.20	0.01%
SA Metro	\$43,269,633.80	7.95%
SA Non Metro	\$6,565,374.31	1.21%
TAS Inner City	\$635,527.65	0.12%
TAS Metro	\$5,423,409.59	1.00%
TAS Non Metro	\$3,708,797.90	0.68%
VIC Inner City	\$1,550,061.48	0.28%
VIC Metro	\$117,004,952.20	21.49%
VIC Non Metro	\$14,505,344.30	2.66%
WA Inner City	\$1,496,475.10	0.27%
WA Metro	\$41,770,818.35	7.67%
WA Non Metro	\$3,593,609.75	0.66%
Total	\$544,518,659.58	100.00%



IDOL Trust 2012-1

General Collateral Report

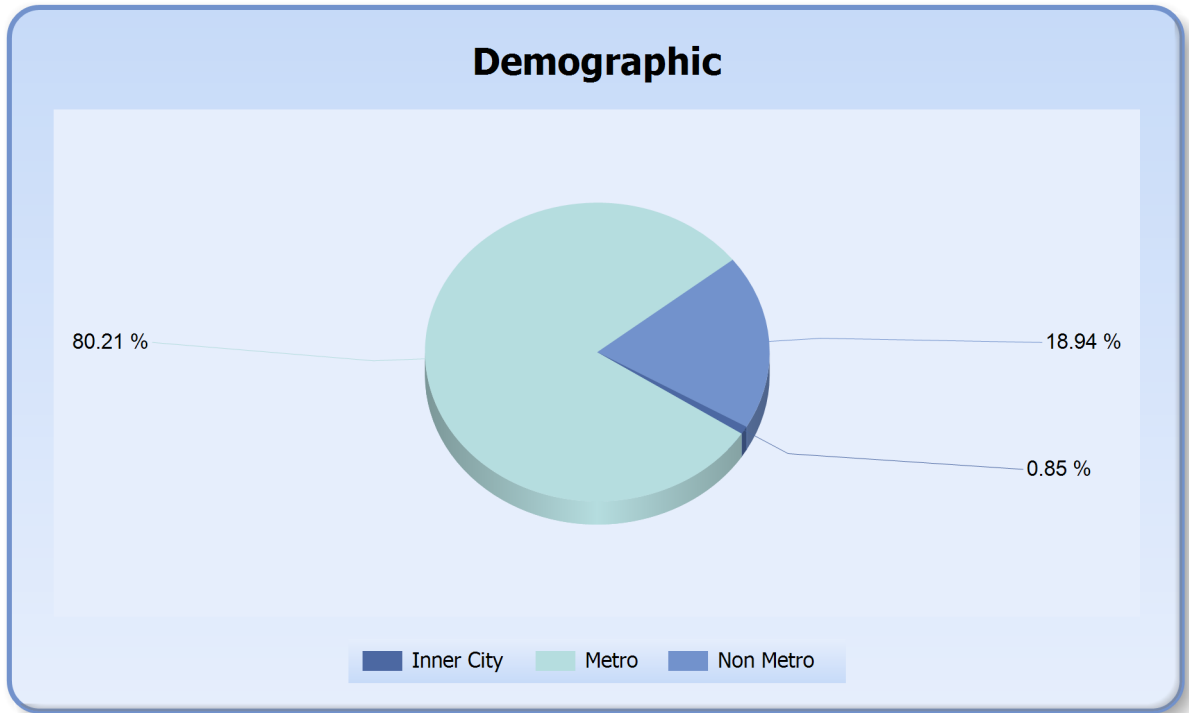
State	Current Balance	Current Balance %
ACT	\$24,616,315.53	4.52%
NSW	\$192,367,651.30	35.33%
NT	\$2,137,891.95	0.39%
QLD	\$85,794,414.17	15.76%
SA	\$49,913,390.31	9.17%
TAS	\$9,767,735.14	1.79%
VIC	\$133,060,357.98	24.44%
WA	\$46,860,903.20	8.61%
Total	\$544,518,659.58	100.00%



IDOL Trust 2012-1

General Collateral Report

Demographic	Current Balance	Current Balance %
Inner City	\$4,616,719.08	0.85%
Metro	\$436,777,372.26	80.21%
Non Metro	\$103,124,568.24	18.94%
Total	\$544,518,659.58	100.00%

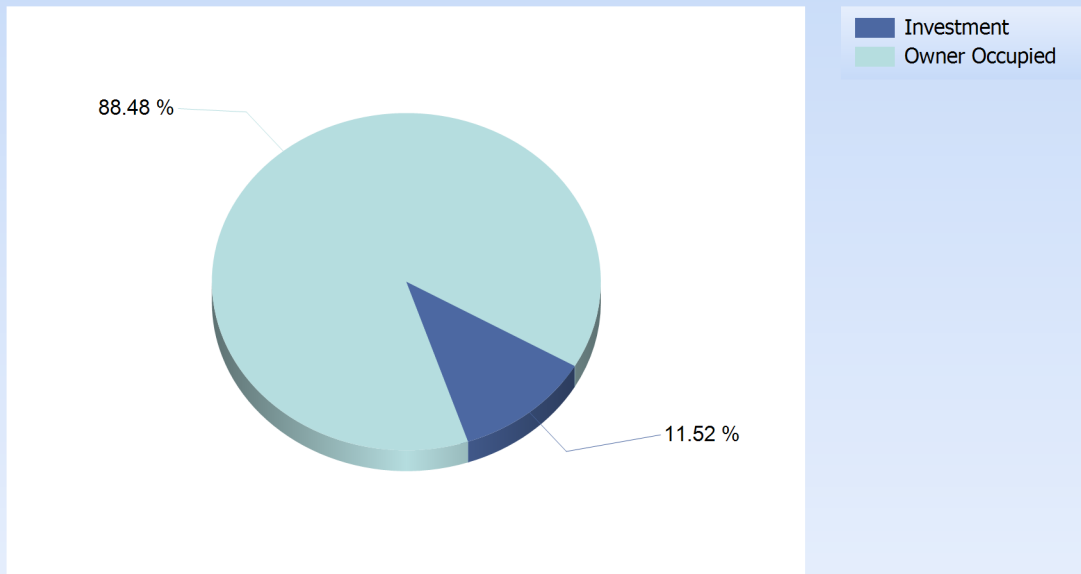


IDOL Trust 2012-1

General Collateral Report

Occupancy Type	Current Balance	Current Balance %
Investment	\$62,719,229.86	11.52%
Owner Occupied	\$481,799,429.72	88.48%
Total	\$544,518,659.58	100.00%

Occupancy



IDOL Trust 2012-1

General Collateral Report

Document Type	Current Balance	Current Balance %
Full Doc	\$544,518,659.58	100%
Total	\$544,518,659.58	100%

