

IDOL Trust 2012-1

General Collateral Report

Monthly Analysis Details:

Date of Pool Cut:	31 Oct 2012
Number of Loans:	3,621
Total Current Balance:	\$677,090,366.47
Total Original Balance:	\$856,892,456.64
Total Current Variable Balance:	\$655,020,400.12
Total Current Fixed Balance:	\$22,069,966.35
Fixed Rate Balance as % of Total:	3.26%
Maximum Current Loan Balance:	\$717,283.75
Maximum Original Loan Balance:	\$1,367,294.00
Maximum Current LVR:	97.42%
Average Current Loan Balance:	\$186,989.88
Average Original Loan Balance:	\$236,645.25
Weighted Average Current LVR:	59.55%

	Full Doc	Lo Doc	Total
% Insured Loans Covered by Genworth	29.83%	0.00%	29.83%
% Insured Loans Covered by PMI	1.90%	0.00%	1.90%
% Insured Loans Covered by QBE	68.27%	0.00%	68.27%
Total	100.00%	0.00%	100.00%

Weighted Average Borrower Interest Rate:	5.99%
Weighted Average Variable Borrower Interest Rate:	5.96%
Weighted Average Fixed Borrower Interest Rate:	6.78%

IDOL Trust 2012-1

General Collateral Report

	Months	Years
Maximum Remaining Term:	353.80	29.48
Weighted Average Remaining Term:	291.63	24.30
Maximum Original Term:	360.00	30.00
Weighted Average Original Term:	353.18	29.43
Weighted Average Seasoning:	61.65	5.14

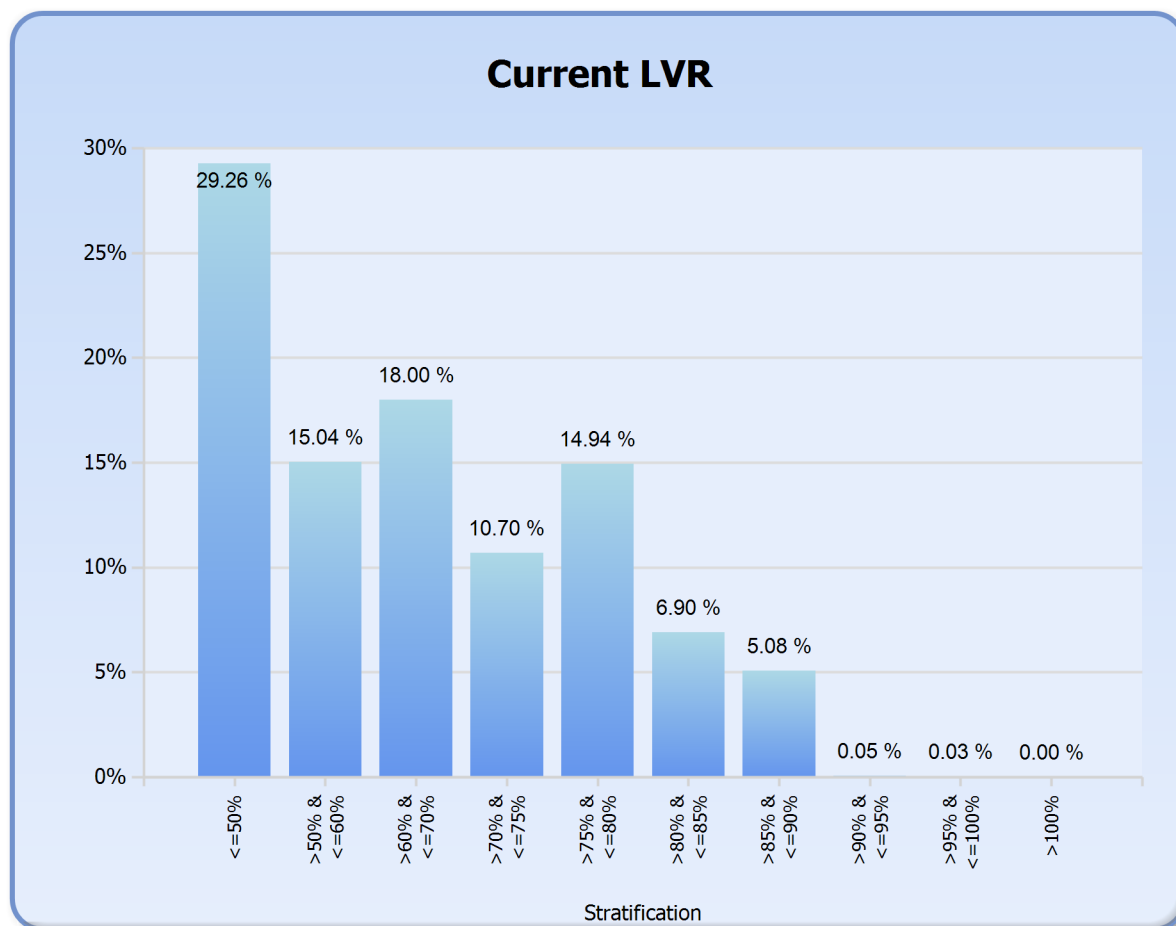
Investment Properties as % of Total: 11.38%

Arrears Distribution:	Balance
<= 30 days:	\$675,943,918.19
31 - 60 days:	\$1,019,740.37
61 - 90 days:	\$126,707.91
91+ days:	\$0.00

IDOL Trust 2012-1

General Collateral Report

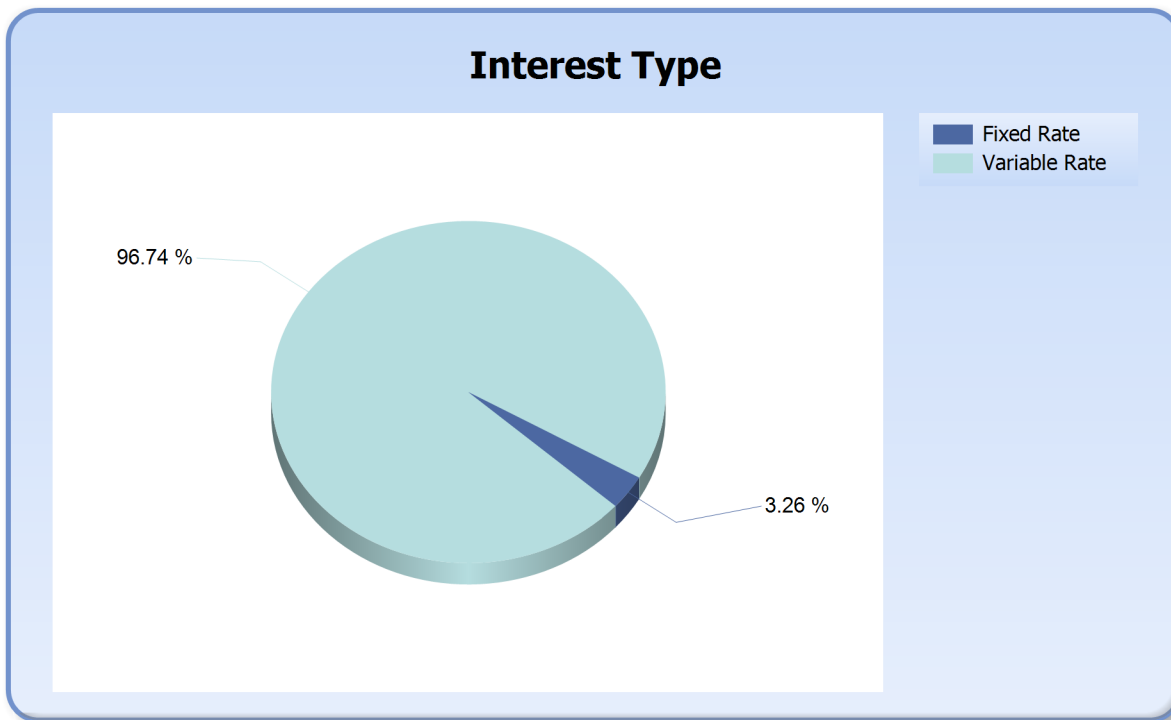
Current LVR	Current Balance	Current Balance %
<=50%	\$198,106,491.83	29.26%
>50% & <=60%	\$101,835,158.85	15.04%
>60% & <=70%	\$121,852,544.30	18.00%
>70% & <=75%	\$72,480,826.06	10.70%
>75% & <=80%	\$101,138,769.53	14.94%
>80% & <=85%	\$46,711,290.90	6.90%
>85% & <=90%	\$34,395,197.28	5.08%
>90% & <=95%	\$355,760.12	0.05%
>95% & <=100%	\$214,327.60	0.03%
>100%	\$0.00	0.00%
Total	\$677,090,366.47	100.00%



IDOL Trust 2012-1

General Collateral Report

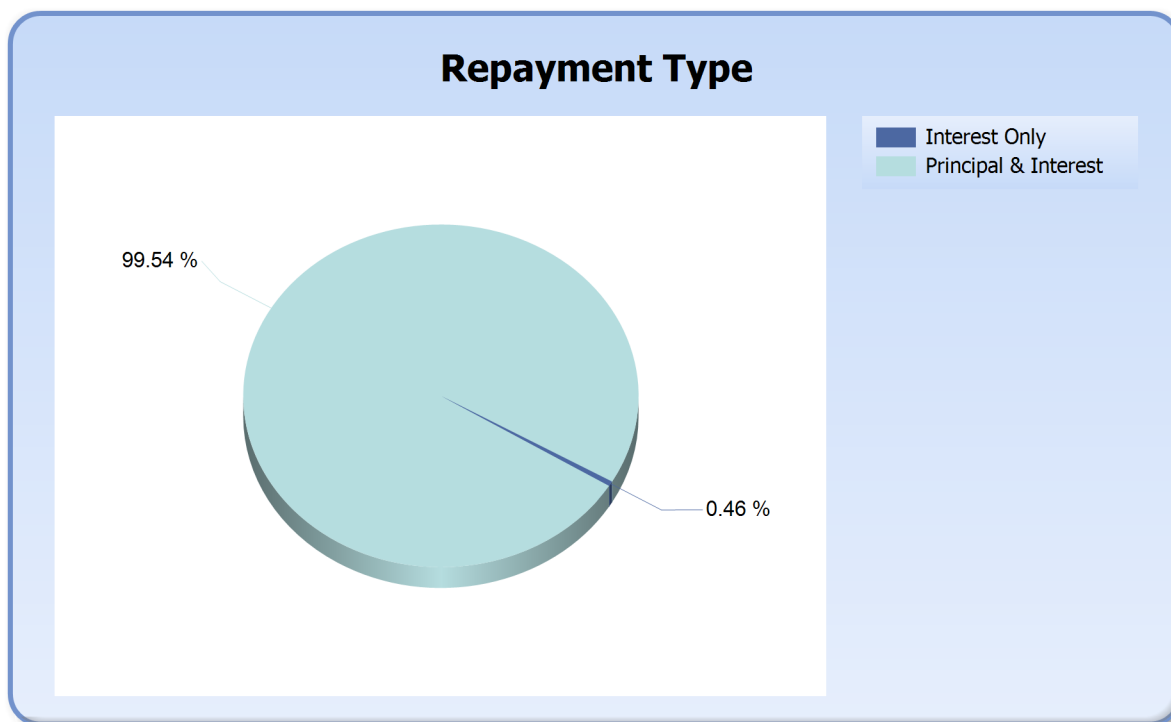
Interest Type	Current Balance	Current Balance %
Fixed Rate	\$22,069,966.35	3.26%
Variable Rate	\$655,020,400.12	96.74%
Total	\$677,090,366.47	100.00%



IDOL Trust 2012-1

General Collateral Report

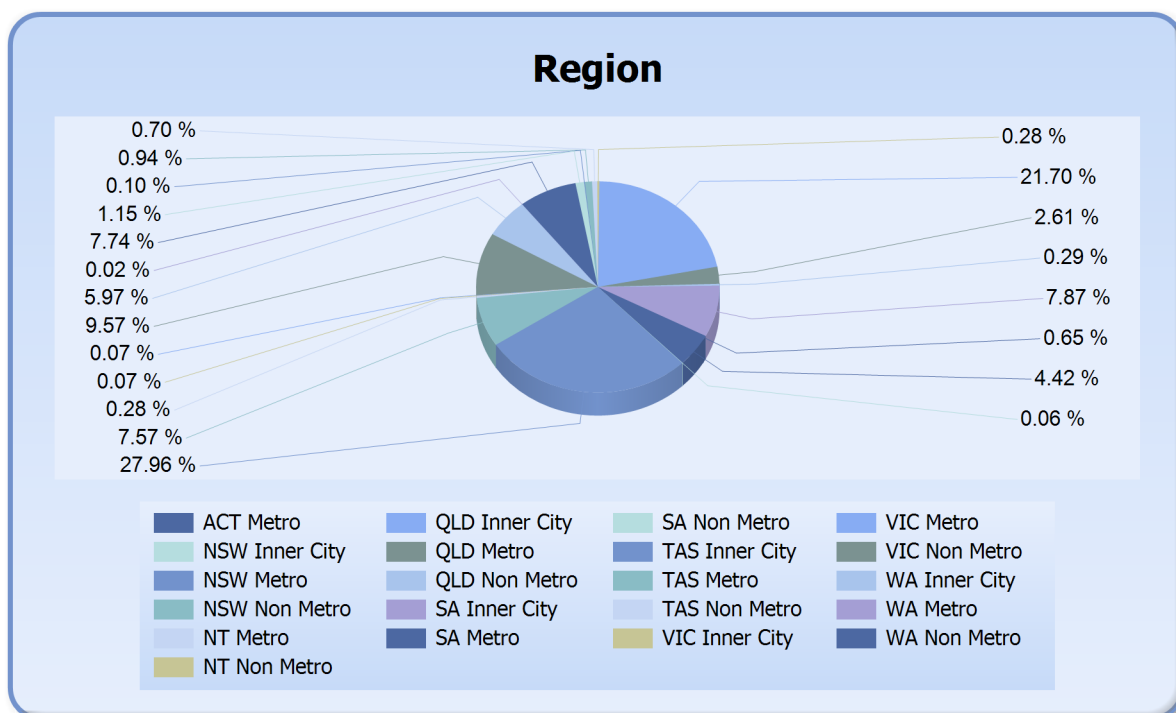
Repayment Type	Current Balance	Current Balance %
Interest Only	\$3,118,949.95	0.46%
Principal & Interest	\$673,971,416.52	99.54%
Total	\$677,090,366.47	100.00%



IDOL Trust 2012-1

General Collateral Report

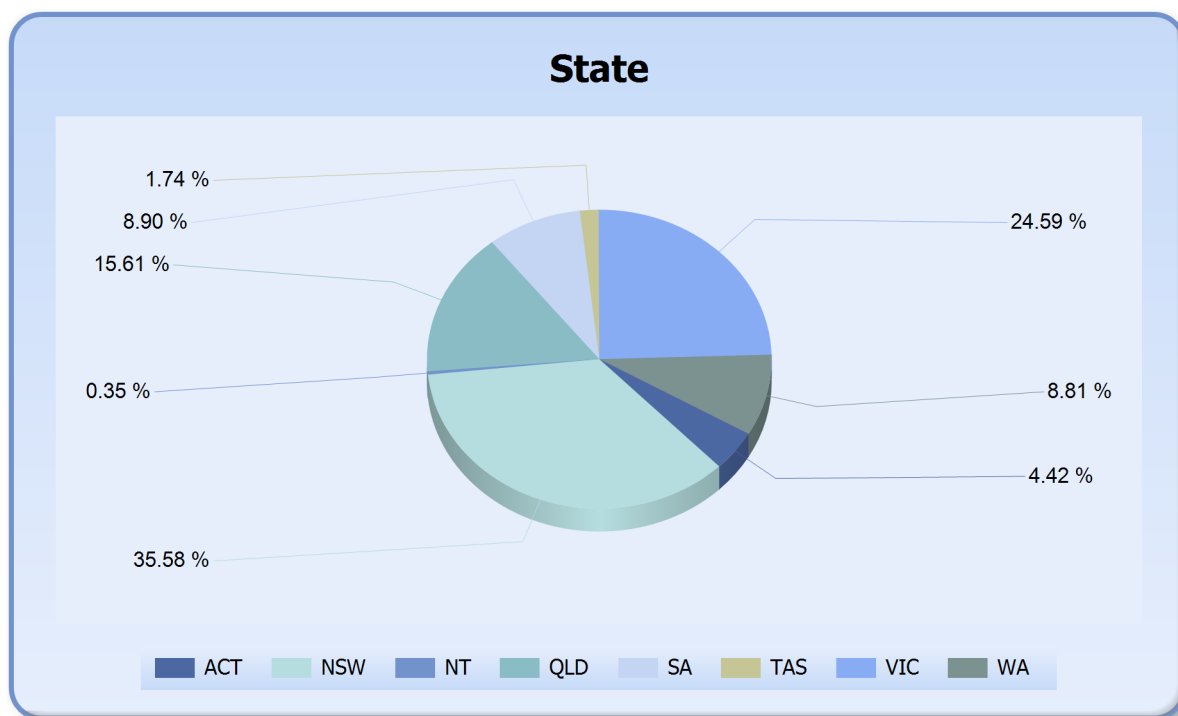
Region	Current Balance	Current Balance %
ACT Metro	\$29,928,641.63	4.42%
NSW Inner City	\$421,213.26	0.06%
NSW Metro	\$189,297,303.86	27.96%
NSW Non Metro	\$51,222,989.29	7.57%
NT Metro	\$1,902,354.16	0.28%
NT Non Metro	\$458,257.65	0.07%
QLD Inner City	\$462,742.46	0.07%
QLD Metro	\$64,790,792.14	9.57%
QLD Non Metro	\$40,431,916.07	5.97%
SA Inner City	\$104,478.37	0.02%
SA Metro	\$52,399,291.29	7.74%
SA Non Metro	\$7,752,844.65	1.15%
TAS Inner City	\$675,547.37	0.10%
TAS Metro	\$6,380,519.99	0.94%
TAS Non Metro	\$4,728,669.58	0.70%
VIC Inner City	\$1,873,933.97	0.28%
VIC Metro	\$146,949,122.74	21.70%
VIC Non Metro	\$17,654,801.04	2.61%
WA Inner City	\$1,945,412.35	0.29%
WA Metro	\$53,275,882.90	7.87%
WA Non Metro	\$4,433,651.70	0.65%
Total	\$677,090,366.47	100.00%



IDOL Trust 2012-1

General Collateral Report

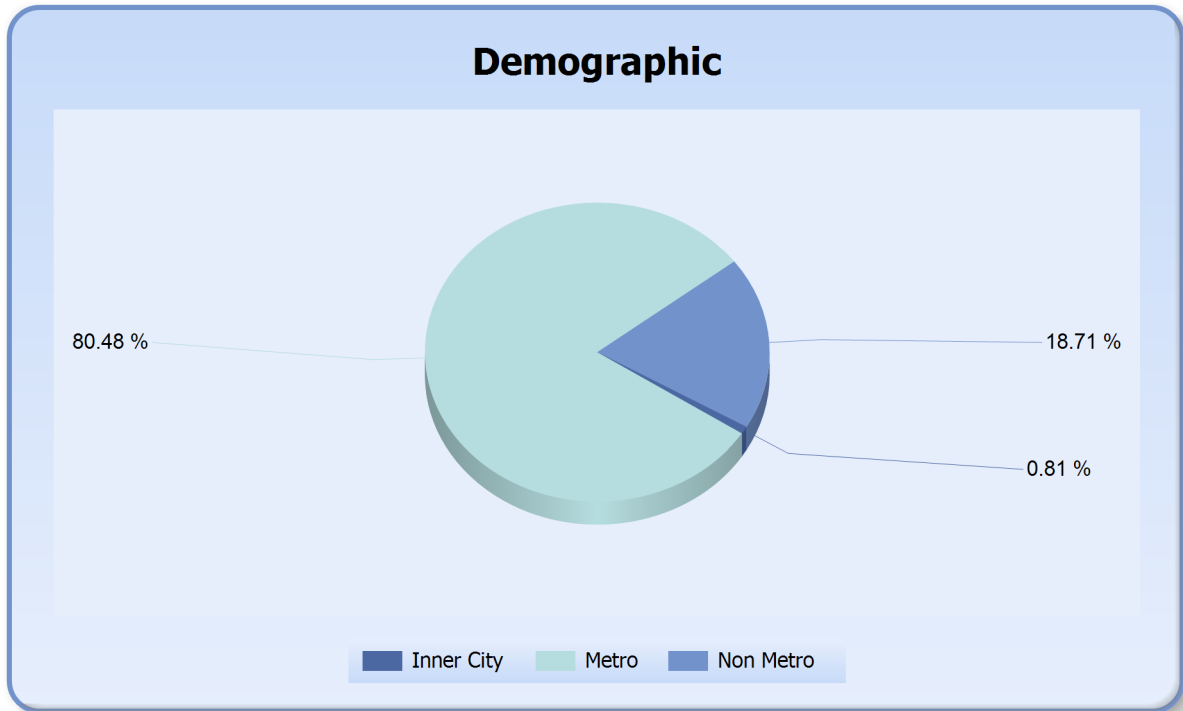
State	Current Balance	Current Balance %
ACT	\$29,928,641.63	4.42%
NSW	\$240,941,506.41	35.58%
NT	\$2,360,611.81	0.35%
QLD	\$105,685,450.67	15.61%
SA	\$60,256,614.31	8.90%
TAS	\$11,784,736.94	1.74%
VIC	\$166,477,857.75	24.59%
WA	\$59,654,946.95	8.81%
Total	\$677,090,366.47	100.00%



IDOL Trust 2012-1

General Collateral Report

Demographic	Current Balance	Current Balance %
Inner City	\$5,483,327.78	0.81%
Metro	\$544,923,908.71	80.48%
Non Metro	\$126,683,129.98	18.71%
Total	\$677,090,366.47	100.00%

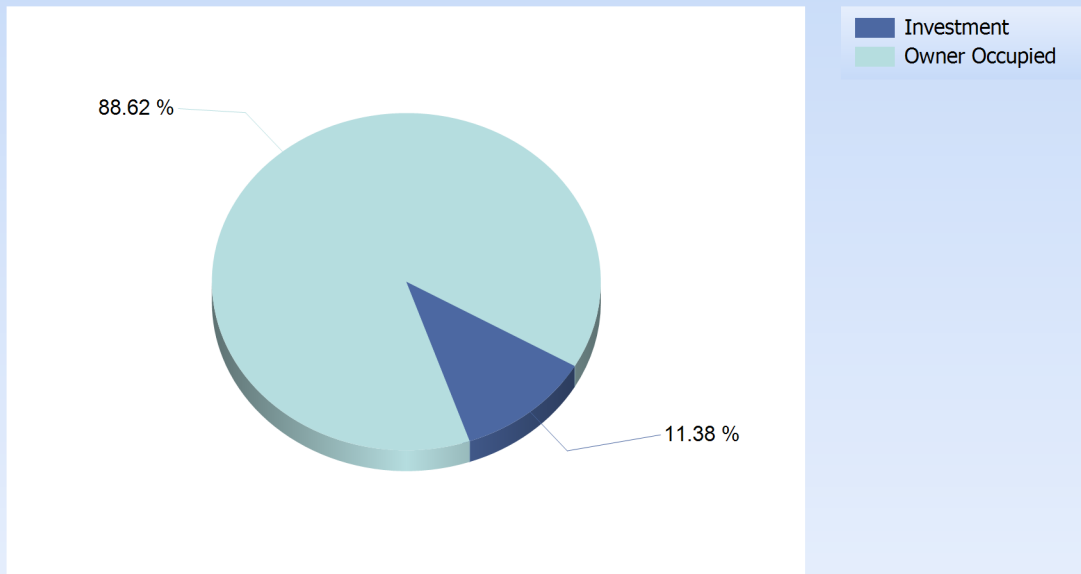


IDOL Trust 2012-1

General Collateral Report

Occupancy Type	Current Balance	Current Balance %
Investment	\$77,035,192.73	11.38%
Owner Occupied	\$600,055,173.74	88.62%
Total	\$677,090,366.47	100.00%

Occupancy



IDOL Trust 2012-1

General Collateral Report

Document Type	Current Balance	Current Balance %
Full Doc	\$677,090,366.47	100%
Total	\$677,090,366.47	100%

