

IDOL Trust 2012-1

General Collateral Report

Monthly Analysis Details:

Date of Pool Cut:	30 Sep 2012
Number of Loans:	3,693
Total Current Balance:	\$695,500,474.32
Total Original Balance:	\$873,779,871.48
Total Current Variable Balance:	\$671,302,006.25
Total Current Fixed Balance:	\$24,198,468.07
Fixed Rate Balance as % of Total:	3.48%
Maximum Current Loan Balance:	\$719,717.55
Maximum Original Loan Balance:	\$1,367,294.00
Maximum Current LVR:	95.81%
Average Current Loan Balance:	\$188,329.40
Average Original Loan Balance:	\$236,604.35
Weighted Average Current LVR:	59.79%

	Full Doc	Lo Doc	Total
% Insured Loans Covered by Genworth	29.89%	0.00%	29.89%
% Insured Loans Covered by PMI	1.86%	0.00%	1.86%
% Insured Loans Covered by QBE	68.24%	0.00%	68.24%
Total	100.00%	0.00%	100.00%

Weighted Average Borrower Interest Rate:	6.23%
Weighted Average Variable Borrower Interest Rate:	6.21%
Weighted Average Fixed Borrower Interest Rate:	6.77%

IDOL Trust 2012-1

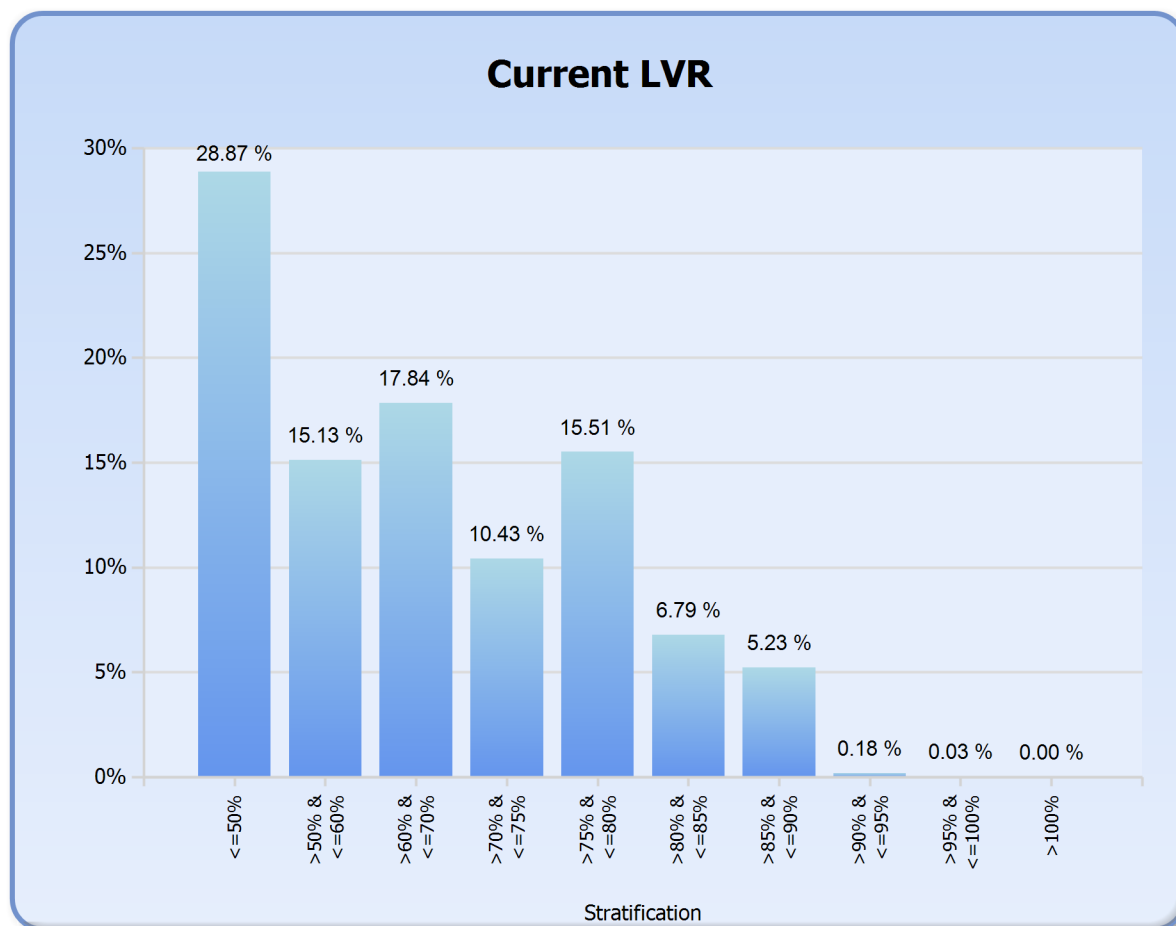
General Collateral Report

	Months	Years
Maximum Remaining Term:	354.80	29.57
Weighted Average Remaining Term:	292.70	24.39
Maximum Original Term:	360.00	30.00
Weighted Average Original Term:	353.16	29.43
Weighted Average Seasoning:	60.56	5.05
 Investment Properties as % of Total:		11.34%
 Arrears Distribution:		Balance
<= 30 days:		\$694,597,049.09
31 - 60 days:		\$903,425.23
61 - 90 days:		\$0.00
91+ days:		\$0.00

IDOL Trust 2012-1

General Collateral Report

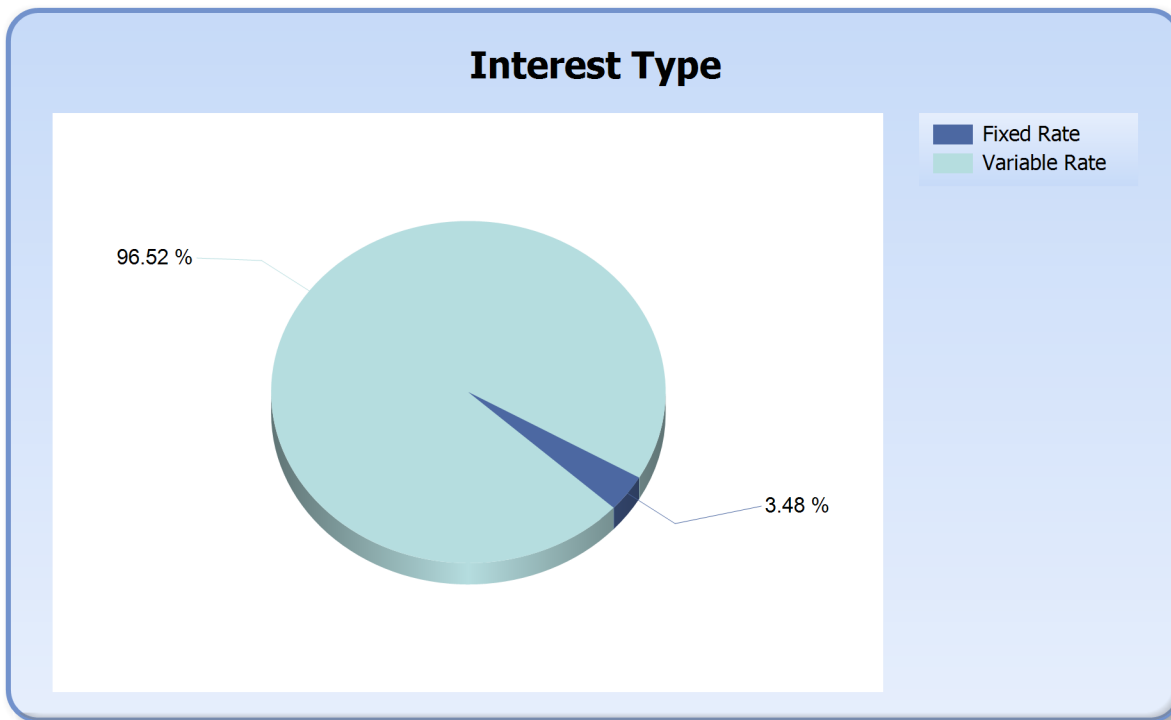
Current LVR	Current Balance	Current Balance %
<=50%	\$200,802,289.37	28.87%
>50% & <=60%	\$105,218,540.52	15.13%
>60% & <=70%	\$124,090,027.87	17.84%
>70% & <=75%	\$72,520,353.29	10.43%
>75% & <=80%	\$107,838,564.35	15.51%
>80% & <=85%	\$47,210,474.59	6.79%
>85% & <=90%	\$36,371,779.48	5.23%
>90% & <=95%	\$1,234,085.35	0.18%
>95% & <=100%	\$214,359.50	0.03%
>100%	\$0.00	0.00%
Total	\$695,500,474.32	100.00%



IDOL Trust 2012-1

General Collateral Report

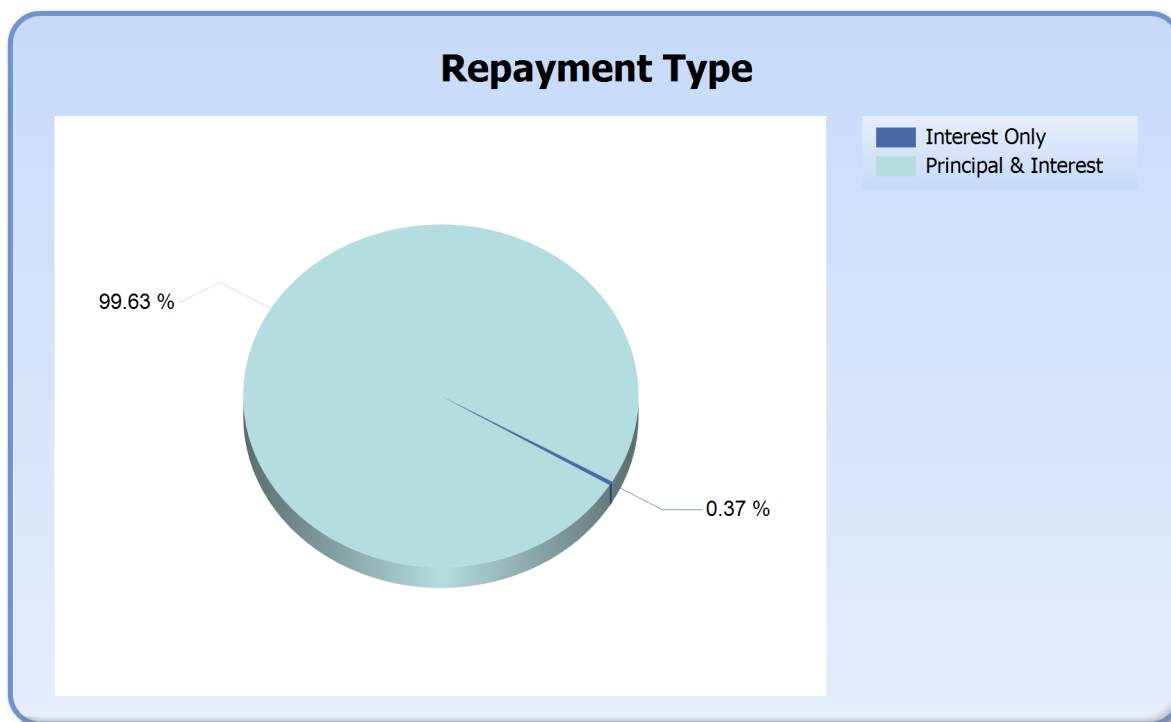
Interest Type	Current Balance	Current Balance %
Fixed Rate	\$24,198,468.07	3.48%
Variable Rate	\$671,302,006.25	96.52%
Total	\$695,500,474.32	100.00%



IDOL Trust 2012-1

General Collateral Report

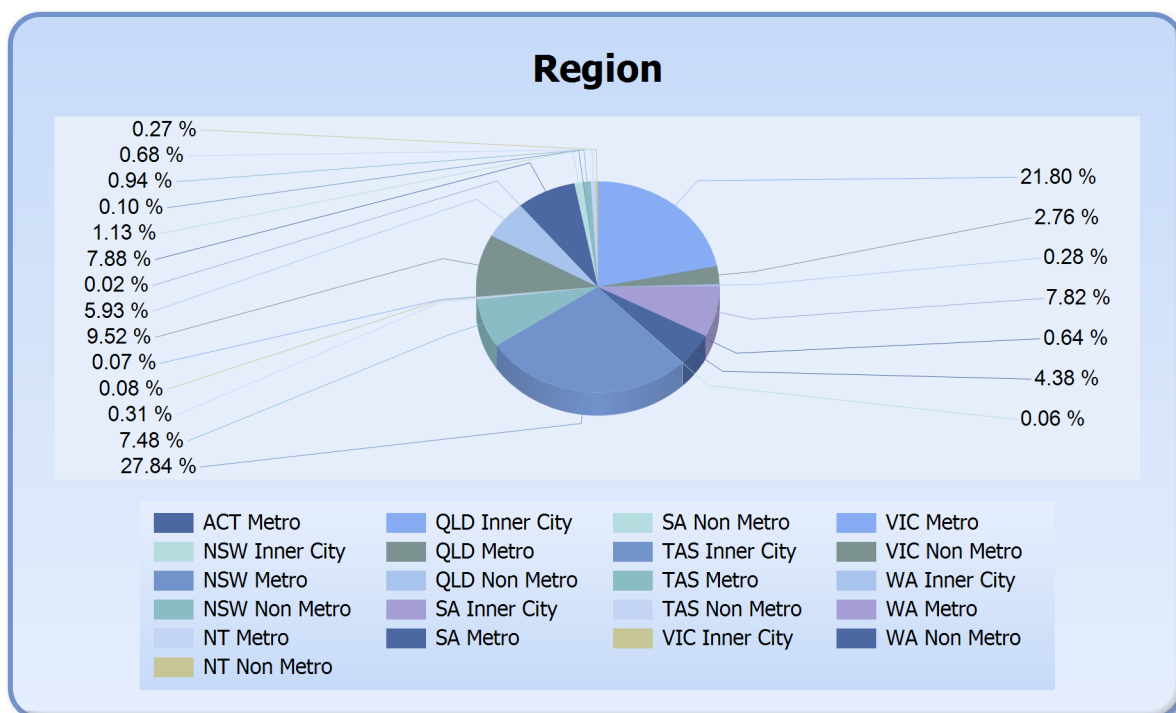
Repayment Type	Current Balance	Current Balance %
Interest Only	\$2,558,518.02	0.37%
Principal & Interest	\$692,941,956.30	99.63%
Total	\$695,500,474.32	100.00%



IDOL Trust 2012-1

General Collateral Report

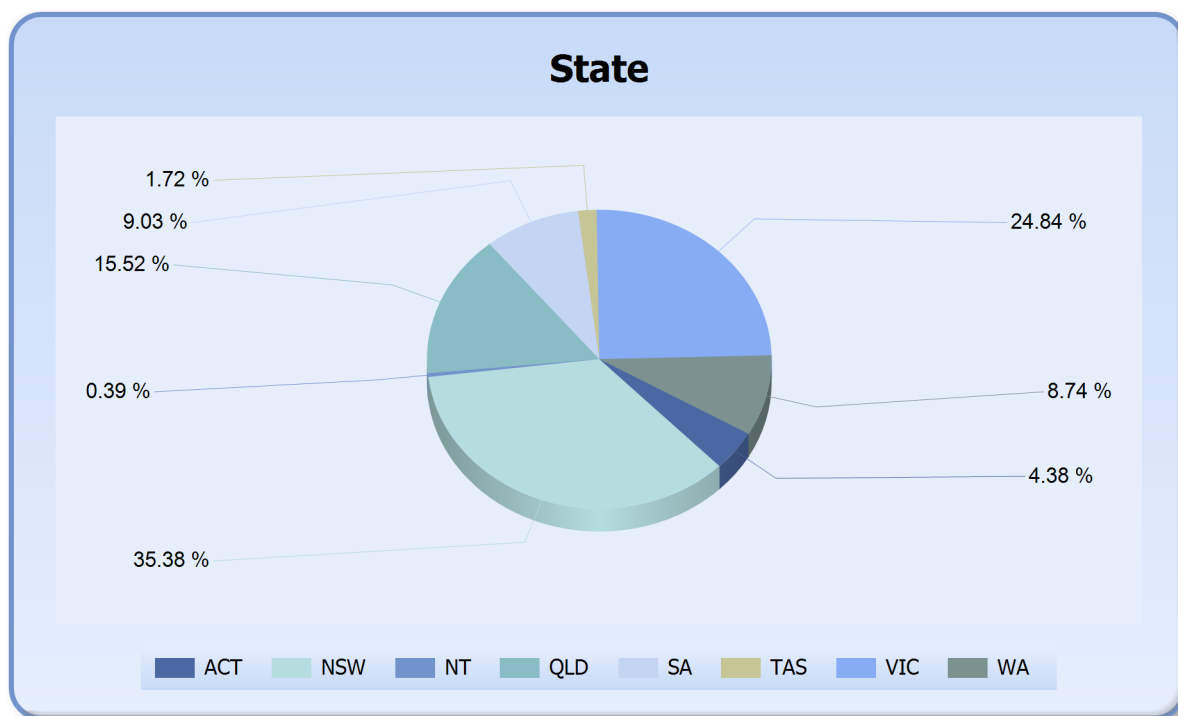
Region	Current Balance	Current Balance %
ACT Metro	\$30,470,876.12	4.38%
NSW Inner City	\$421,023.18	0.06%
NSW Metro	\$193,595,160.83	27.84%
NSW Non Metro	\$52,035,929.26	7.48%
NT Metro	\$2,123,699.08	0.31%
NT Non Metro	\$588,590.13	0.08%
QLD Inner City	\$464,981.87	0.07%
QLD Metro	\$66,230,748.89	9.52%
QLD Non Metro	\$41,237,152.77	5.93%
SA Inner City	\$106,936.48	0.02%
SA Metro	\$54,839,835.61	7.88%
SA Non Metro	\$7,843,901.34	1.13%
TAS Inner City	\$673,231.90	0.10%
TAS Metro	\$6,567,050.88	0.94%
TAS Non Metro	\$4,734,181.68	0.68%
VIC Inner City	\$1,882,231.94	0.27%
VIC Metro	\$151,642,400.84	21.80%
VIC Non Metro	\$19,228,988.94	2.76%
WA Inner City	\$1,947,315.18	0.28%
WA Metro	\$54,407,601.33	7.82%
WA Non Metro	\$4,458,636.07	0.64%
Total	\$695,500,474.32	100.00%



IDOL Trust 2012-1

General Collateral Report

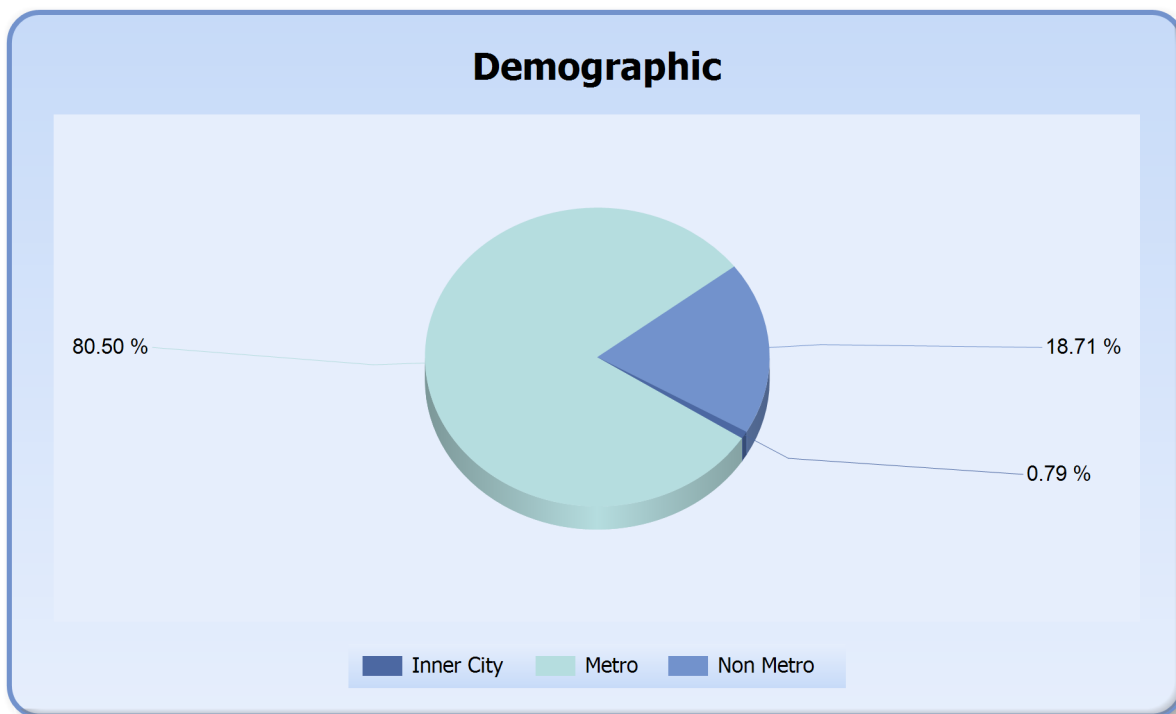
State	Current Balance	Current Balance %
ACT	\$30,470,876.12	4.38%
NSW	\$246,052,113.27	35.38%
NT	\$2,712,289.21	0.39%
QLD	\$107,932,883.53	15.52%
SA	\$62,790,673.43	9.03%
TAS	\$11,974,464.46	1.72%
VIC	\$172,753,621.72	24.84%
WA	\$60,813,552.58	8.74%
Total	\$695,500,474.32	100.00%



IDOL Trust 2012-1

General Collateral Report

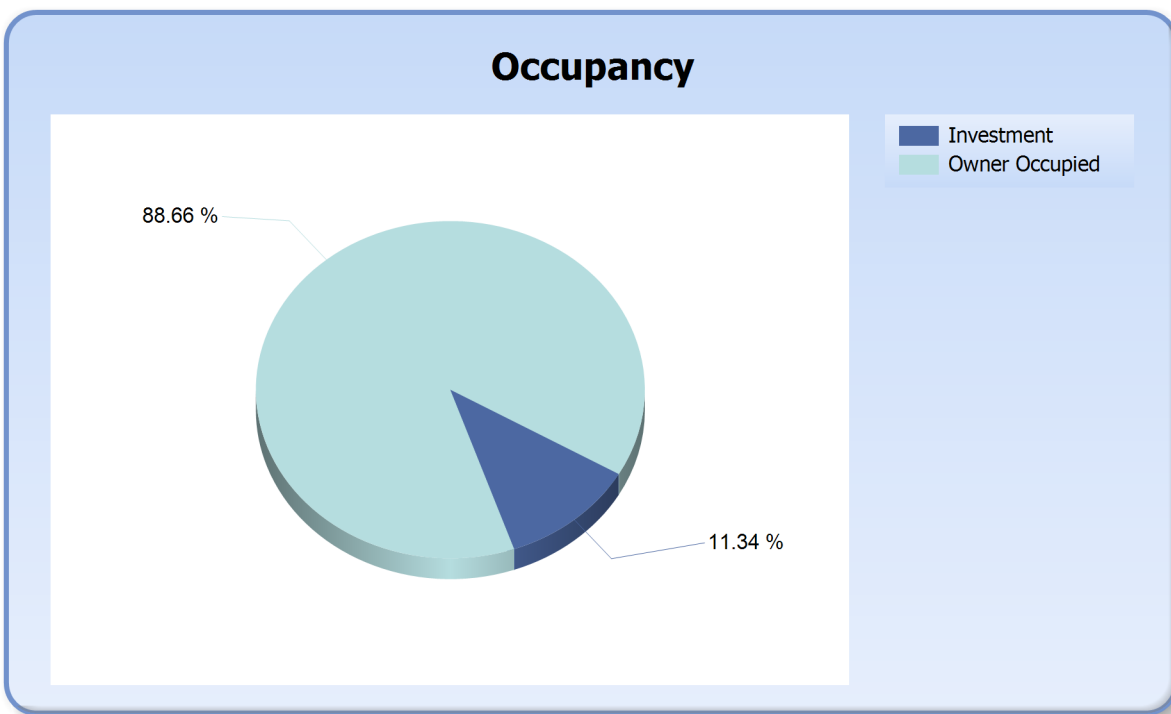
Demographic	Current Balance	Current Balance %
Inner City	\$5,495,720.55	0.79%
Metro	\$559,877,373.58	80.50%
Non Metro	\$130,127,380.19	18.71%
Total	\$695,500,474.32	100.00%



IDOL Trust 2012-1

General Collateral Report

Occupancy Type	Current Balance	Current Balance %
Investment	\$78,863,589.66	11.34%
Owner Occupied	\$616,636,884.66	88.66%
Total	\$695,500,474.32	100.00%



IDOL Trust 2012-1

General Collateral Report

Document Type	Current Balance	Current Balance %
Full Doc	\$695,500,474.32	100%
Total	\$695,500,474.32	100%

