

IDOL Trust 2012-1

General Collateral Report

Monthly Analysis Details:

Date of Pool Cut:	31 Aug 2012
Number of Loans:	3,751
Total Current Balance:	\$709,548,975.78
Total Original Balance:	\$886,217,579.48
Total Current Variable Balance:	\$685,151,362.51
Total Current Fixed Balance:	\$24,397,613.27
Fixed Rate Balance as % of Total:	3.44%
Maximum Current Loan Balance:	\$720,225.97
Maximum Original Loan Balance:	\$1,367,294.00
Maximum Current LVR:	91.03%
Average Current Loan Balance:	\$189,162.62
Average Original Loan Balance:	\$236,261.68
Weighted Average Current LVR:	59.87%

	Full Doc	Lo Doc	Total
% Insured Loans Covered by Genworth	29.87%	0.00%	29.87%
% Insured Loans Covered by PMI	1.87%	0.00%	1.87%
% Insured Loans Covered by QBE	68.26%	0.00%	68.26%
Total	100.00%	0.00%	100.00%

Weighted Average Borrower Interest Rate:	6.24%
Weighted Average Variable Borrower Interest Rate:	6.22%
Weighted Average Fixed Borrower Interest Rate:	6.82%

IDOL Trust 2012-1

General Collateral Report

	Months	Years
Maximum Remaining Term:	355.80	29.65
Weighted Average Remaining Term:	293.50	24.46
Maximum Original Term:	360.00	30.00
Weighted Average Original Term:	353.13	29.43
Weighted Average Seasoning:	59.72	4.98

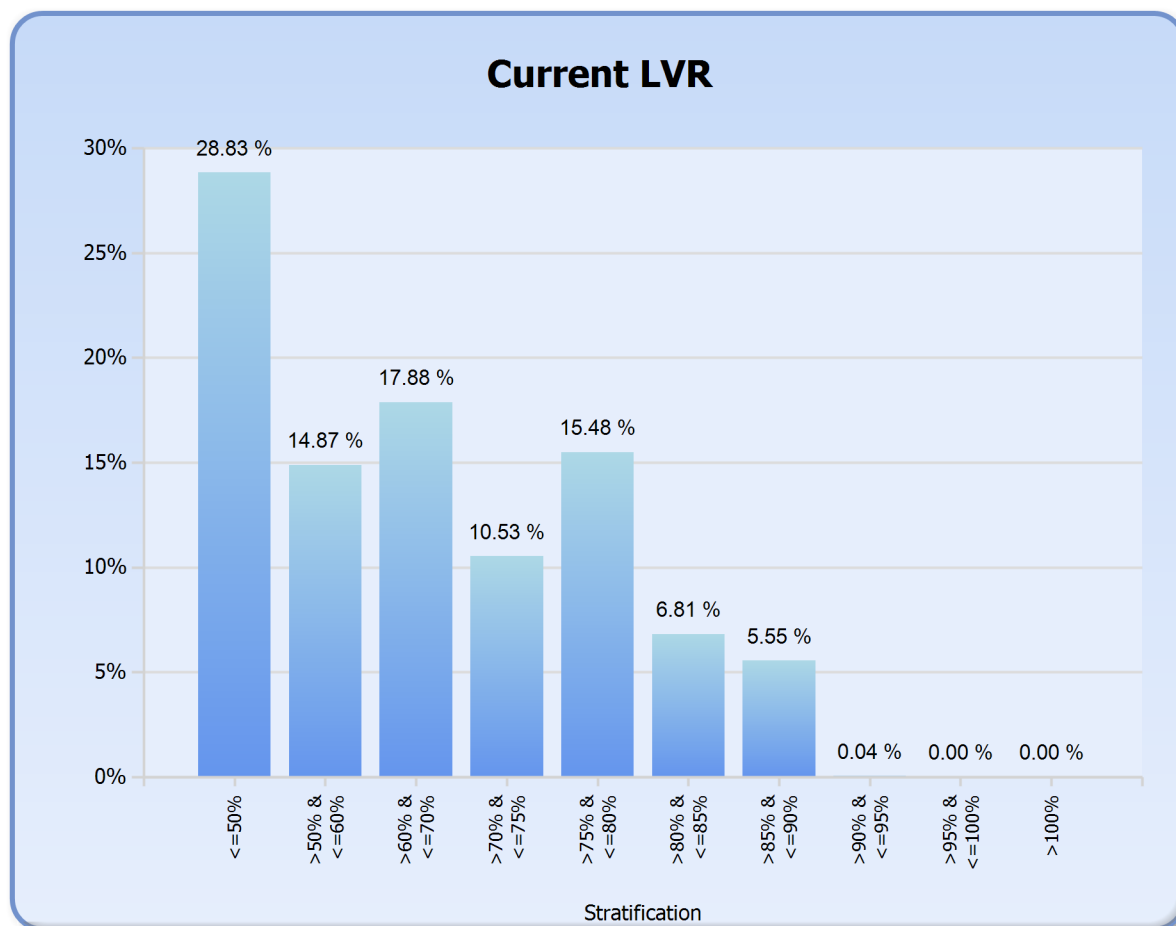
Investment Properties as % of Total: 11.33%

Arrears Distribution:	Balance
<= 30 days:	\$709,087,338.37
31 - 60 days:	\$369,900.22
61 - 90 days:	\$91,737.19
91+ days:	\$0.00

IDOL Trust 2012-1

General Collateral Report

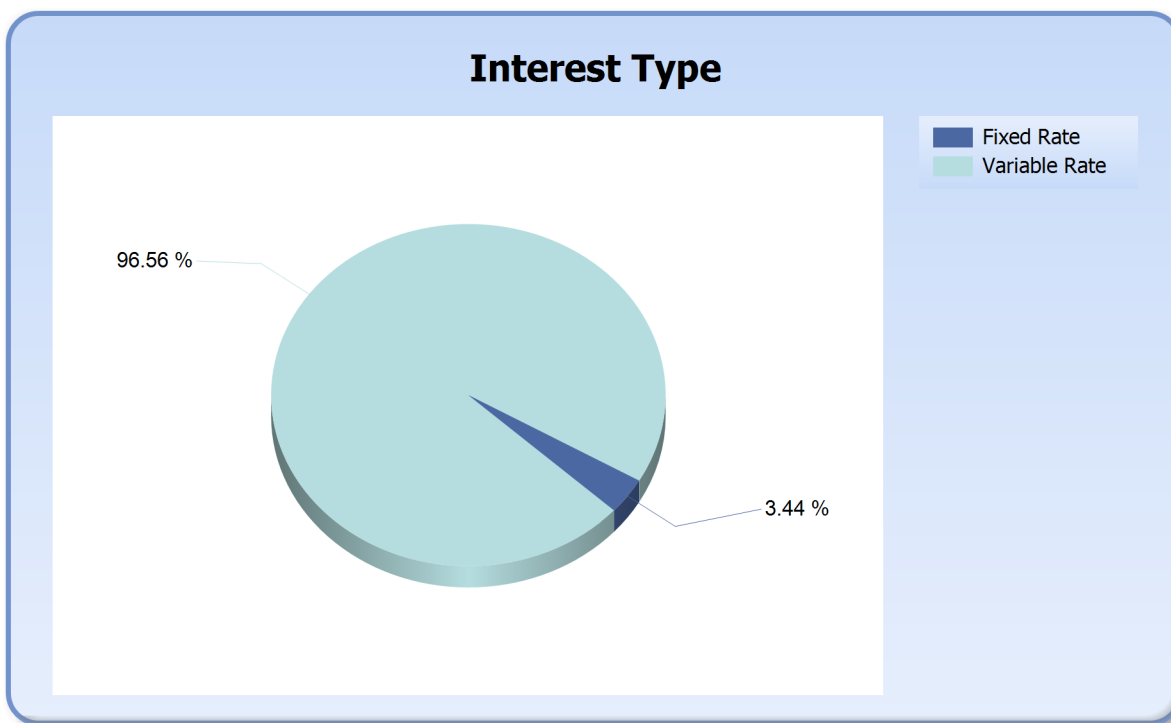
Current LVR	Current Balance	Current Balance %
<=50%	\$204,578,752.79	28.83%
>50% & <=60%	\$105,545,275.78	14.87%
>60% & <=70%	\$126,877,482.36	17.88%
>70% & <=75%	\$74,704,179.47	10.53%
>75% & <=80%	\$109,841,563.58	15.48%
>80% & <=85%	\$48,348,478.96	6.81%
>85% & <=90%	\$39,364,342.63	5.55%
>90% & <=95%	\$288,900.21	0.04%
>95% & <=100%	\$0.00	0.00%
>100%	\$0.00	0.00%
Total	\$709,548,975.78	100.00%



IDOL Trust 2012-1

General Collateral Report

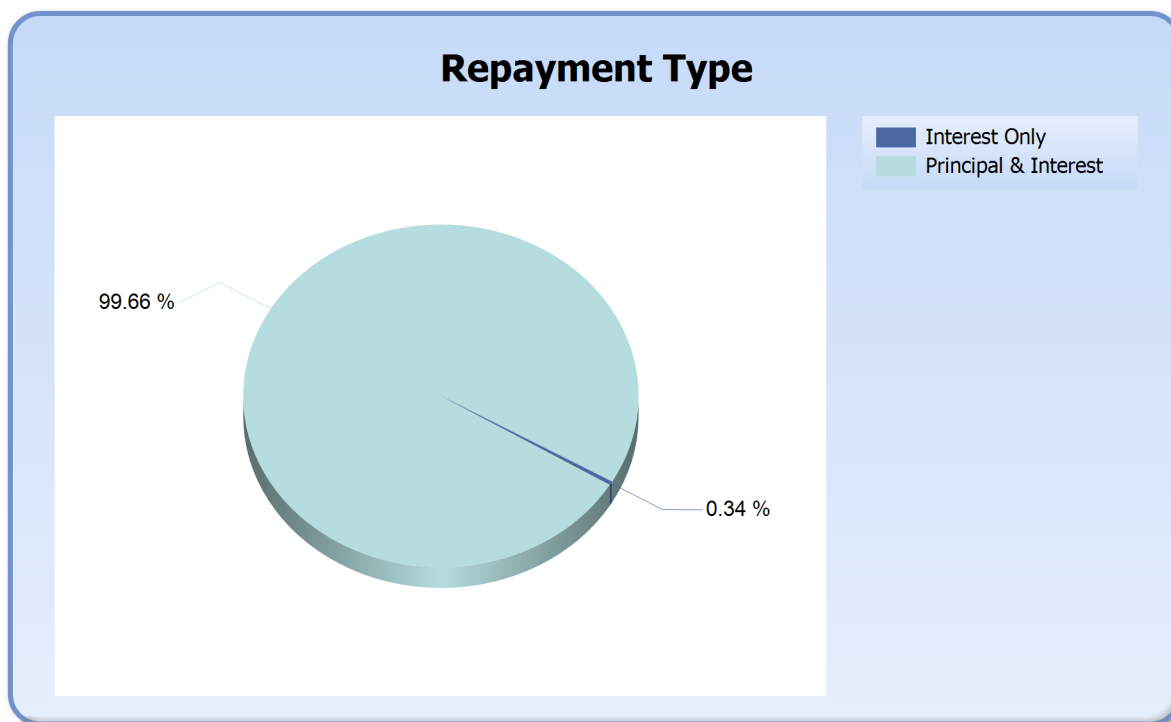
Interest Type	Current Balance	Current Balance %
Fixed Rate	\$24,397,613.27	3.44%
Variable Rate	\$685,151,362.51	96.56%
Total	\$709,548,975.78	100.00%



IDOL Trust 2012-1

General Collateral Report

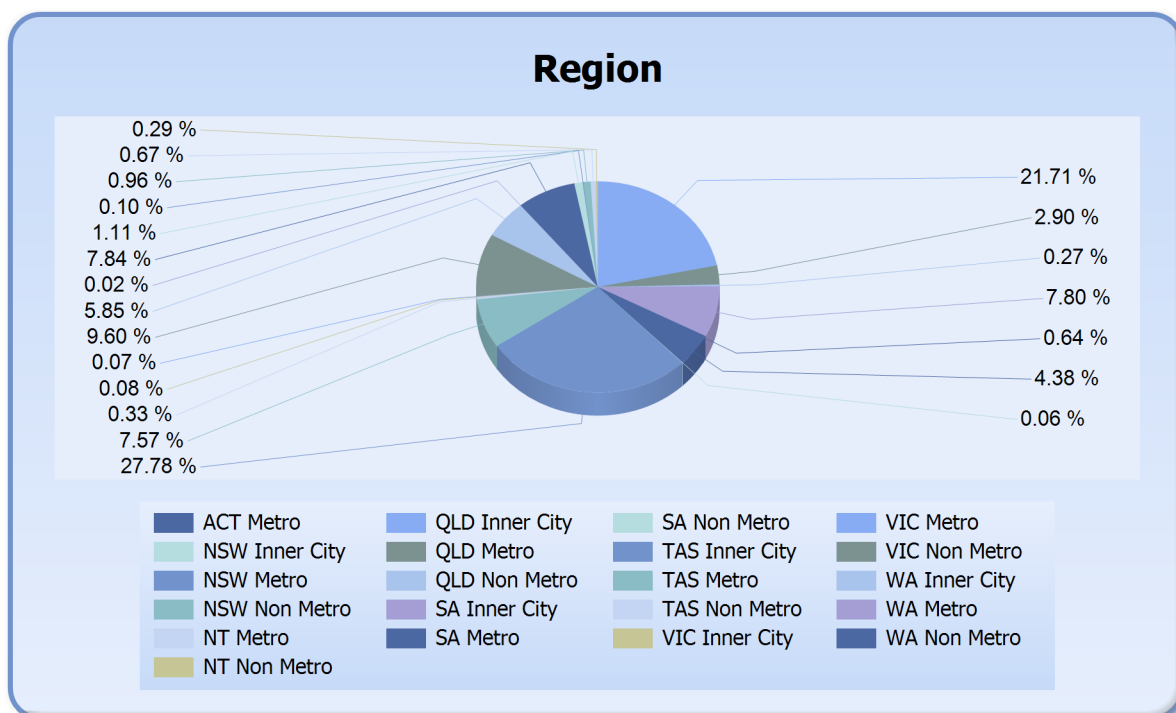
Repayment Type	Current Balance	Current Balance %
Interest Only	\$2,444,885.63	0.34%
Principal & Interest	\$707,104,090.15	99.66%
Total	\$709,548,975.78	100.00%



IDOL Trust 2012-1

General Collateral Report

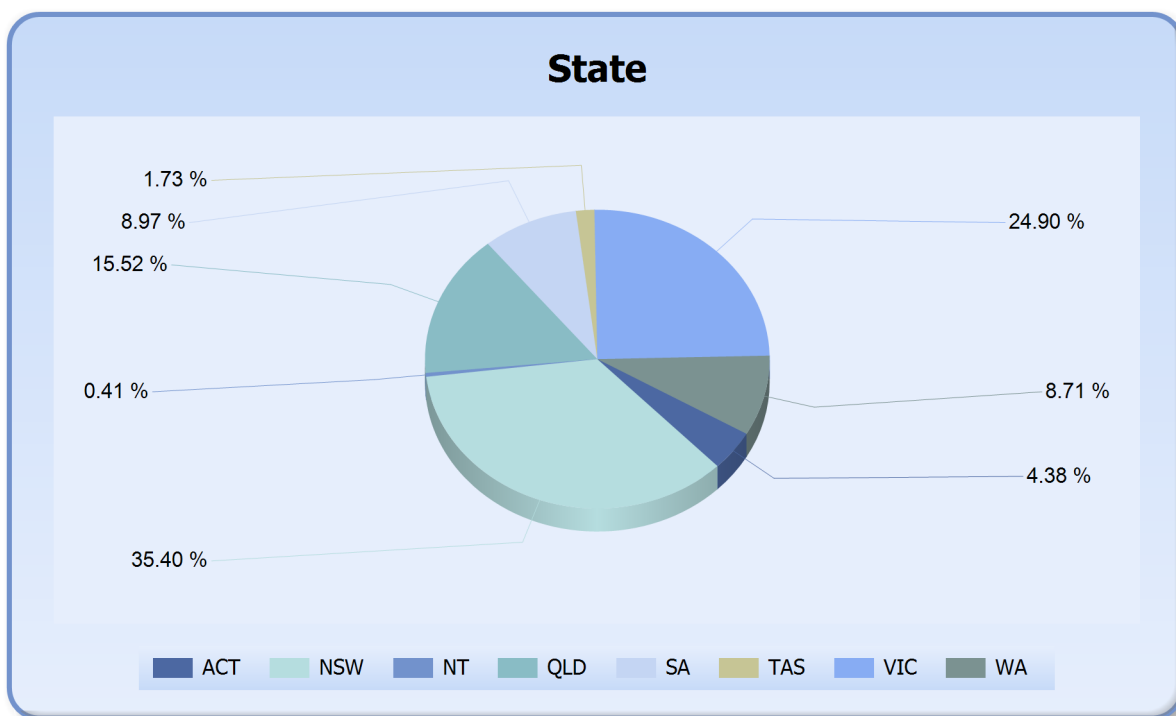
Region	Current Balance	Current Balance %
ACT Metro	\$31,049,316.15	4.38%
NSW Inner City	\$421,847.71	0.06%
NSW Metro	\$197,082,752.70	27.78%
NSW Non Metro	\$53,680,285.54	7.57%
NT Metro	\$2,315,130.14	0.33%
NT Non Metro	\$589,161.16	0.08%
QLD Inner City	\$466,532.09	0.07%
QLD Metro	\$68,138,035.09	9.60%
QLD Non Metro	\$41,498,197.51	5.85%
SA Inner City	\$109,384.43	0.02%
SA Metro	\$55,638,514.62	7.84%
SA Non Metro	\$7,878,442.80	1.11%
TAS Inner City	\$675,993.96	0.10%
TAS Metro	\$6,779,031.90	0.96%
TAS Non Metro	\$4,788,575.22	0.67%
VIC Inner City	\$2,039,001.82	0.29%
VIC Metro	\$154,055,403.54	21.71%
VIC Non Metro	\$20,564,906.36	2.90%
WA Inner City	\$1,931,998.26	0.27%
WA Metro	\$55,324,047.30	7.80%
WA Non Metro	\$4,522,417.48	0.64%
Total	\$709,548,975.78	100.00%



IDOL Trust 2012-1

General Collateral Report

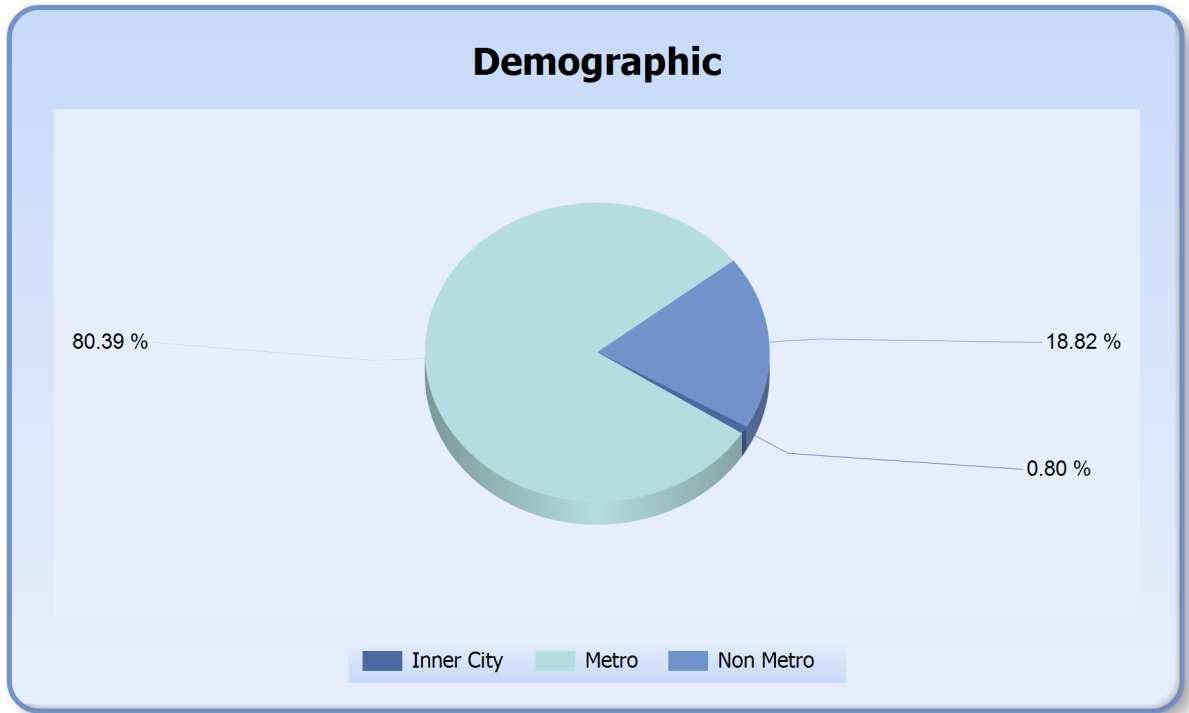
State	Current Balance	Current Balance %
ACT	\$31,049,316.15	4.38%
NSW	\$251,184,885.95	35.40%
NT	\$2,904,291.30	0.41%
QLD	\$110,102,764.69	15.52%
SA	\$63,626,341.85	8.97%
TAS	\$12,243,601.08	1.73%
VIC	\$176,659,311.72	24.90%
WA	\$61,778,463.04	8.71%
Total	\$709,548,975.78	100.00%



IDOL Trust 2012-1

General Collateral Report

Demographic	Current Balance	Current Balance %
Inner City	\$5,644,758.27	0.80%
Metro	\$570,382,231.44	80.39%
Non Metro	\$133,521,986.07	18.82%
Total	\$709,548,975.78	100.00%

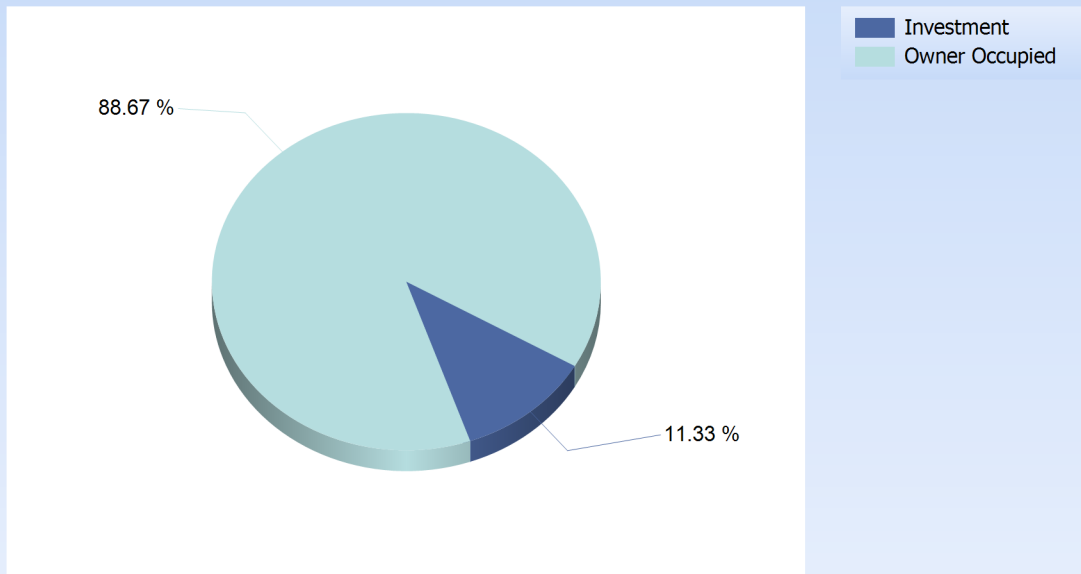


IDOL Trust 2012-1

General Collateral Report

Occupancy Type	Current Balance	Current Balance %
Investment	\$80,406,934.83	11.33%
Owner Occupied	\$629,142,040.95	88.67%
Total	\$709,548,975.78	100.00%

Occupancy



IDOL Trust 2012-1

General Collateral Report

Document Type	Current Balance	Current Balance %
Full Doc	\$709,548,975.78	100%
Total	\$709,548,975.78	100%

