

# IDOL Trust 2012-1

## General Collateral Report

### Monthly Analysis Details:

Date of Pool Cut:	31 Jul 2012
Number of Loans:	3,815
Total Current Balance:	\$728,048,652.60
Total Original Balance:	\$901,700,438.48
Total Current Variable Balance:	\$702,779,979.52
Total Current Fixed Balance:	\$25,268,673.08
Fixed Rate Balance as % of Total:	3.47%
Maximum Current Loan Balance:	\$720,611.47
Maximum Original Loan Balance:	\$1,367,294.00
Maximum Current LVR:	90.69%
Average Current Loan Balance:	\$190,838.44
Average Original Loan Balance:	\$236,356.60
Weighted Average Current LVR:	60.05%

	Full Doc	Lo Doc	Total
% Insured Loans Covered by Genworth	29.96%	0.00%	29.96%
% Insured Loans Covered by PMI	1.85%	0.00%	1.85%
% Insured Loans Covered by QBE	68.19%	0.00%	68.19%
Total	100.00%	0.00%	100.00%

Weighted Average Borrower Interest Rate:	6.24%
Weighted Average Variable Borrower Interest Rate:	6.22%
Weighted Average Fixed Borrower Interest Rate:	6.81%

# IDOL Trust 2012-1

---

## General Collateral Report

	<b>Months</b>	<b>Years</b>
<b>Maximum Remaining Term:</b>	356.80	29.73
<b>Weighted Average Remaining Term:</b>	294.49	24.54
<b>Maximum Original Term:</b>	360.00	30.00
<b>Weighted Average Original Term:</b>	353.20	29.43
<b>Weighted Average Seasoning:</b>	58.76	4.90

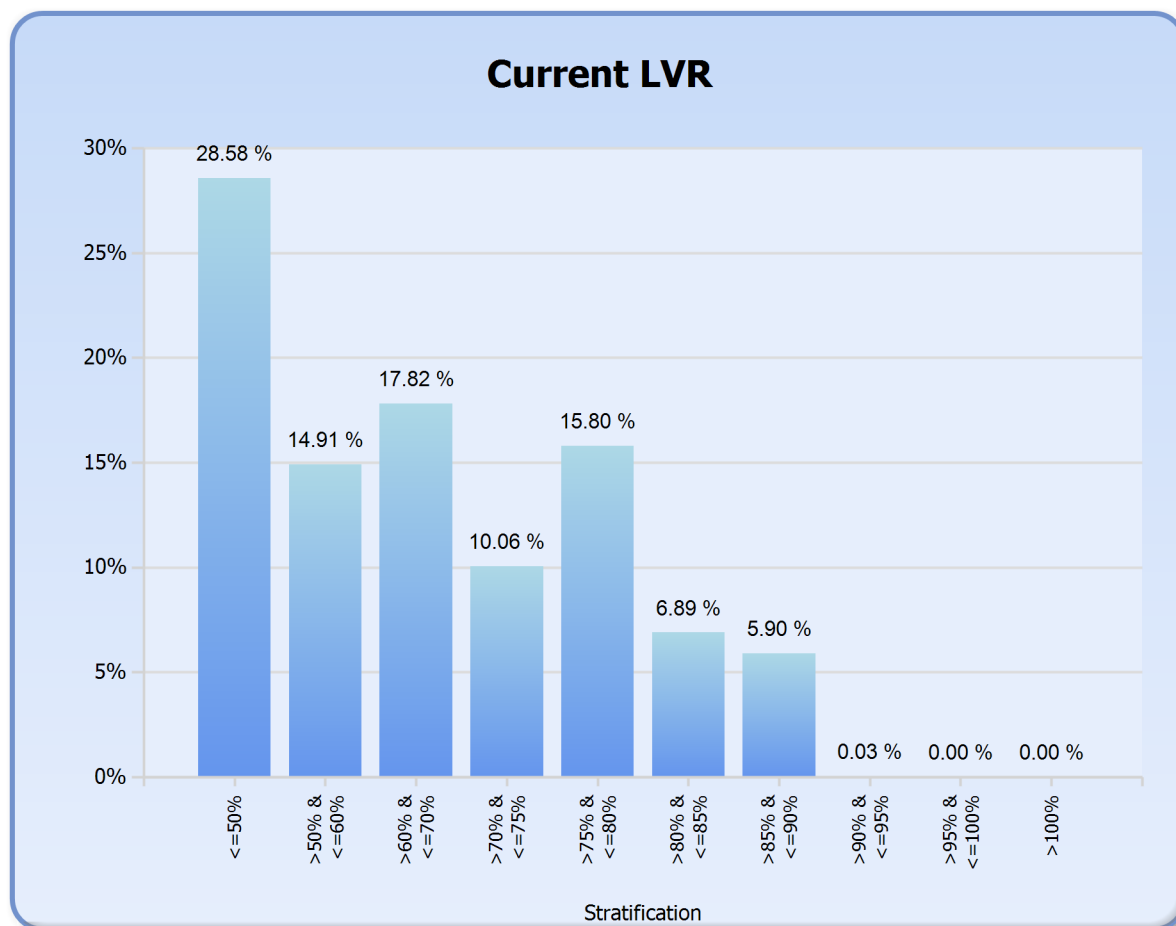
**Investment Properties as % of Total:** 11.23%

<b>Arrears Distribution:</b>	<b>Balance</b>
<= 30 days:	\$727,388,914.04
31 - 60 days:	\$659,738.56
61 - 90 days:	\$0.00
91+ days:	\$0.00

# IDOL Trust 2012-1

## General Collateral Report

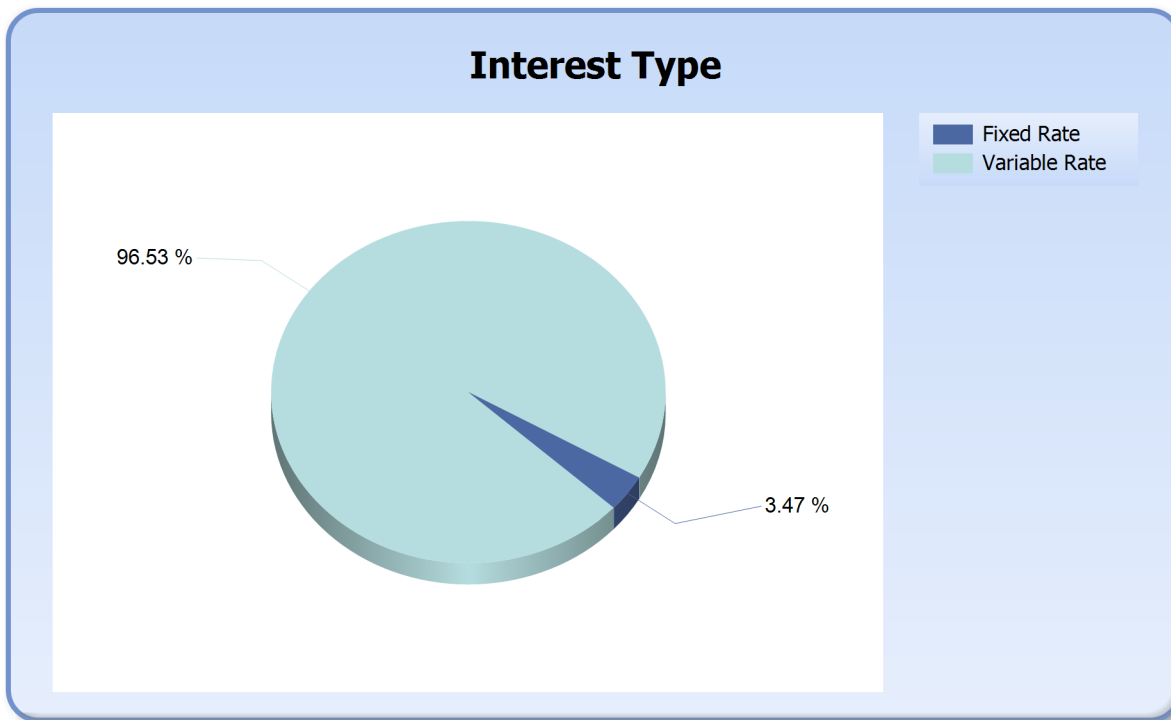
Current LVR	Current Balance	Current Balance %
<=50%	\$208,082,589.18	28.58%
>50% & <=60%	\$108,578,862.81	14.91%
>60% & <=70%	\$129,755,373.96	17.82%
>70% & <=75%	\$73,240,847.91	10.06%
>75% & <=80%	\$115,065,785.78	15.80%
>80% & <=85%	\$50,158,161.09	6.89%
>85% & <=90%	\$42,962,980.63	5.90%
>90% & <=95%	\$204,051.24	0.03%
>95% & <=100%	\$0.00	0.00%
>100%	\$0.00	0.00%
<b>Total</b>	<b>\$728,048,652.60</b>	<b>100.00%</b>



# IDOL Trust 2012-1

## General Collateral Report

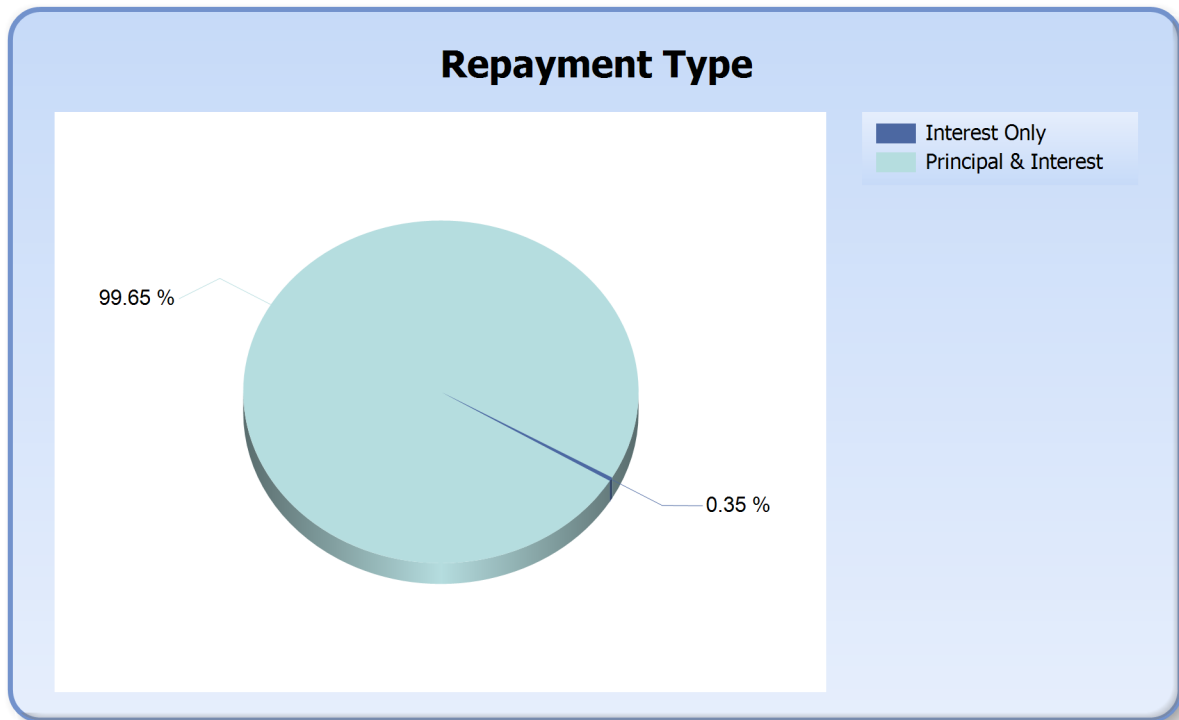
Interest Type	Current Balance	Current Balance %
Fixed Rate	\$25,268,673.08	3.47%
Variable Rate	\$702,779,979.52	96.53%
<b>Total</b>	<b>\$728,048,652.60</b>	<b>100.00%</b>



# IDOL Trust 2012-1

## General Collateral Report

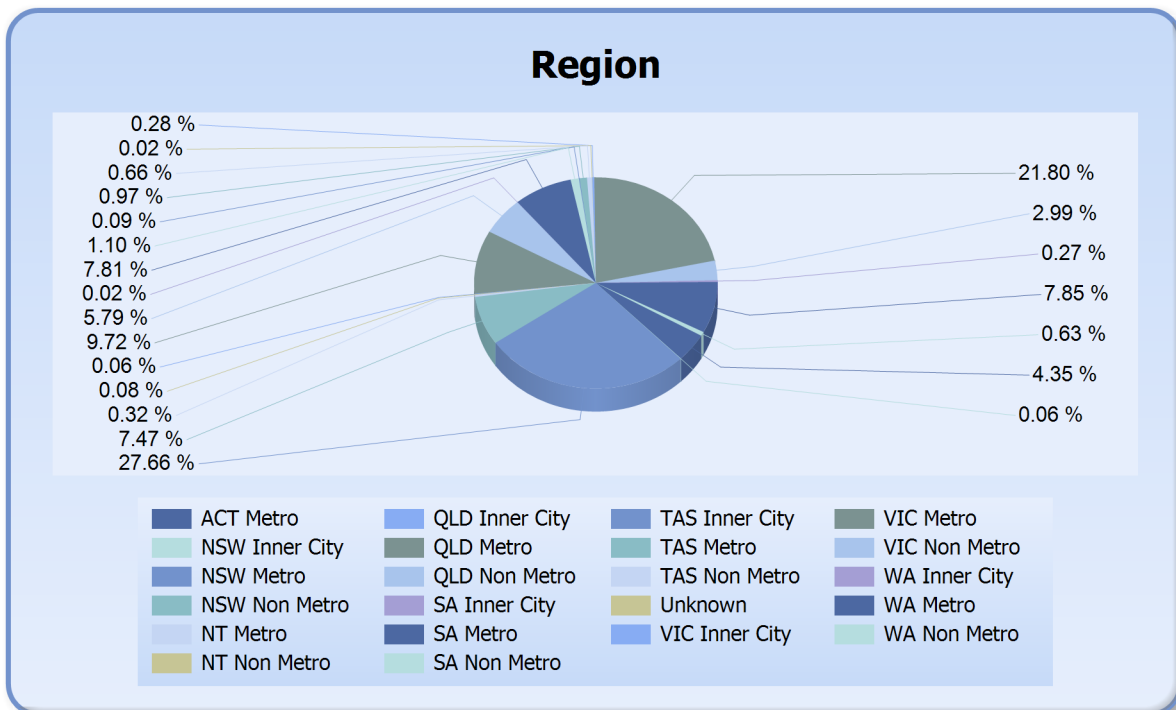
Repayment Type	Current Balance	Current Balance %
Interest Only	\$2,535,331.25	0.35%
Principal & Interest	\$725,513,321.35	99.65%
<b>Total</b>	<b>\$728,048,652.60</b>	<b>100.00%</b>



# IDOL Trust 2012-1

## General Collateral Report

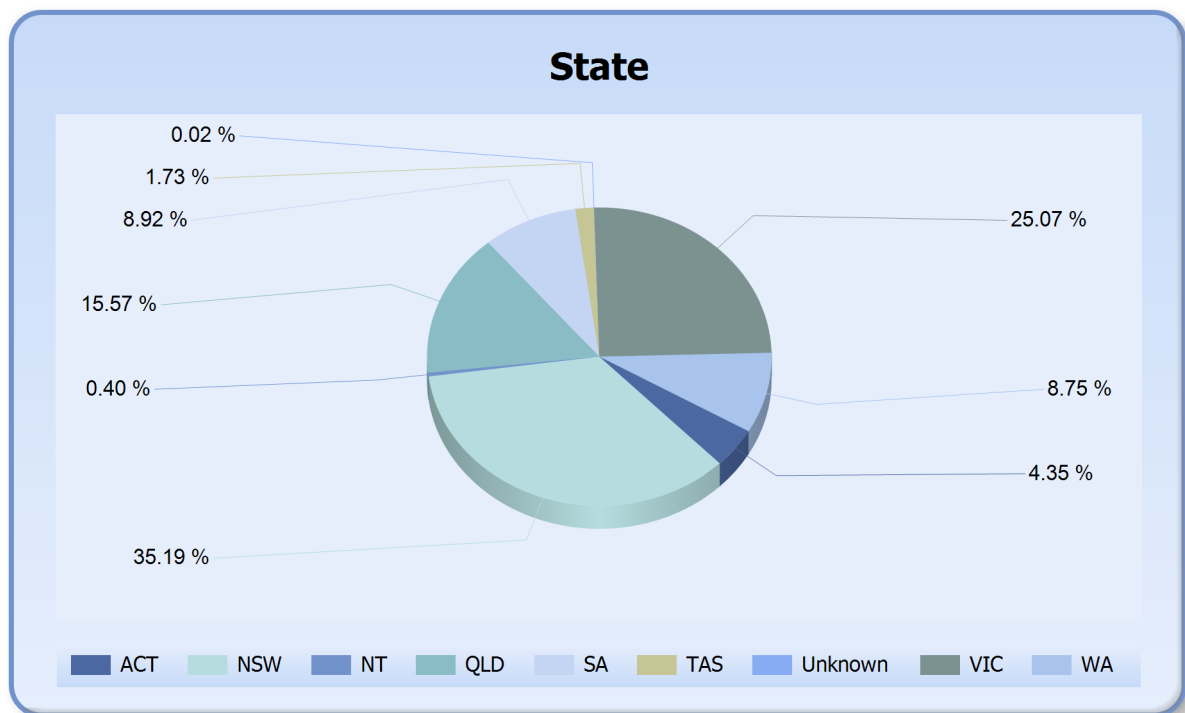
Region	Current Balance	Current Balance %
ACT Metro	\$31,686,859.53	4.35%
NSW Inner City	\$424,302.80	0.06%
NSW Metro	\$201,394,061.04	27.66%
NSW Non Metro	\$54,365,663.29	7.47%
NT Metro	\$2,341,013.73	0.32%
NT Non Metro	\$589,423.03	0.08%
QLD Inner City	\$468,788.44	0.06%
QLD Metro	\$70,754,623.80	9.72%
QLD Non Metro	\$42,148,817.08	5.79%
SA Inner City	\$111,799.95	0.02%
SA Metro	\$56,851,230.07	7.81%
SA Non Metro	\$7,981,267.46	1.10%
TAS Inner City	\$677,976.27	0.09%
TAS Metro	\$7,070,891.76	0.97%
TAS Non Metro	\$4,814,477.05	0.66%
Unknown	\$155,899.48	0.02%
VIC Inner City	\$2,052,865.85	0.28%
VIC Metro	\$158,716,307.92	21.80%
VIC Non Metro	\$21,758,619.40	2.99%
WA Inner City	\$1,934,752.46	0.27%
WA Metro	\$57,156,769.70	7.85%
WA Non Metro	\$4,592,242.49	0.63%
<b>Total</b>	<b>\$728,048,652.60</b>	<b>100.00%</b>



# IDOL Trust 2012-1

## General Collateral Report

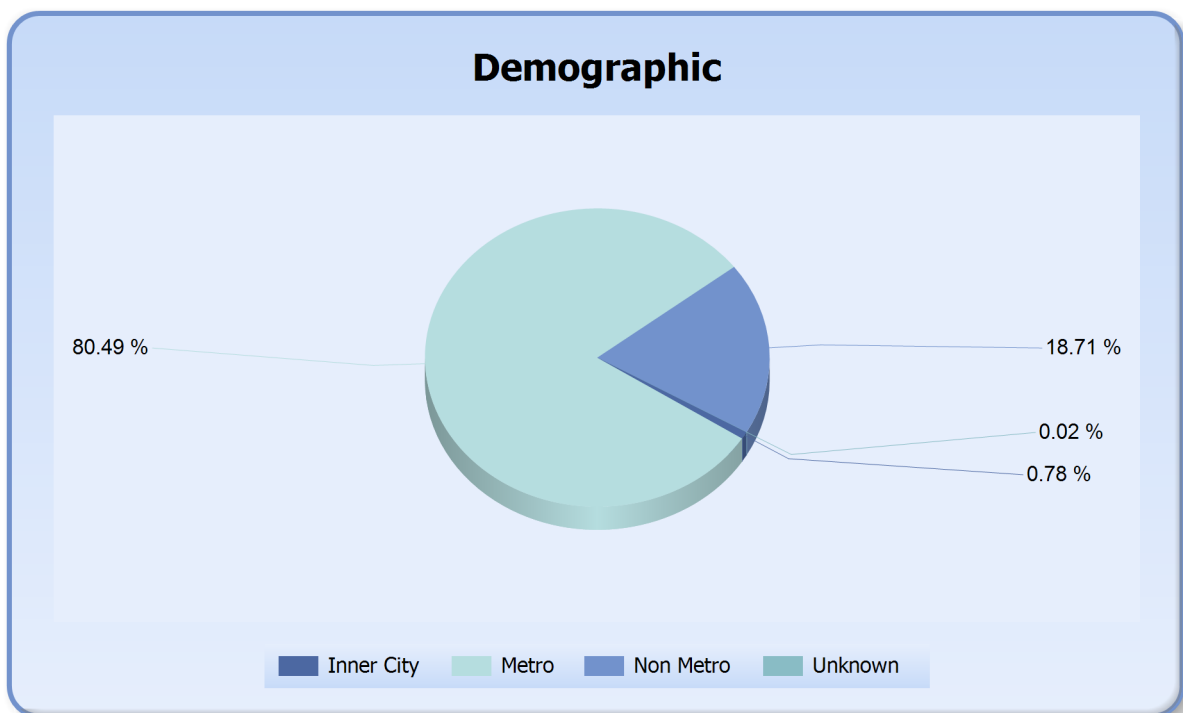
State	Current Balance	Current Balance %
ACT	\$31,686,859.53	4.35%
NSW	\$256,184,027.13	35.19%
NT	\$2,930,436.76	0.40%
QLD	\$113,372,229.32	15.57%
SA	\$64,944,297.48	8.92%
TAS	\$12,563,345.08	1.73%
Unknown	\$155,899.48	0.02%
VIC	\$182,527,793.17	25.07%
WA	\$63,683,764.65	8.75%
<b>Total</b>	<b>\$728,048,652.60</b>	<b>100.00%</b>



# IDOL Trust 2012-1

## General Collateral Report

Demographic	Current Balance	Current Balance %
Inner City	\$5,670,485.77	0.78%
Metro	\$585,971,757.55	80.49%
Non Metro	\$136,250,509.80	18.71%
Unknown	\$155,899.48	0.02%
<b>Total</b>	<b>\$728,048,652.60</b>	<b>100.00%</b>



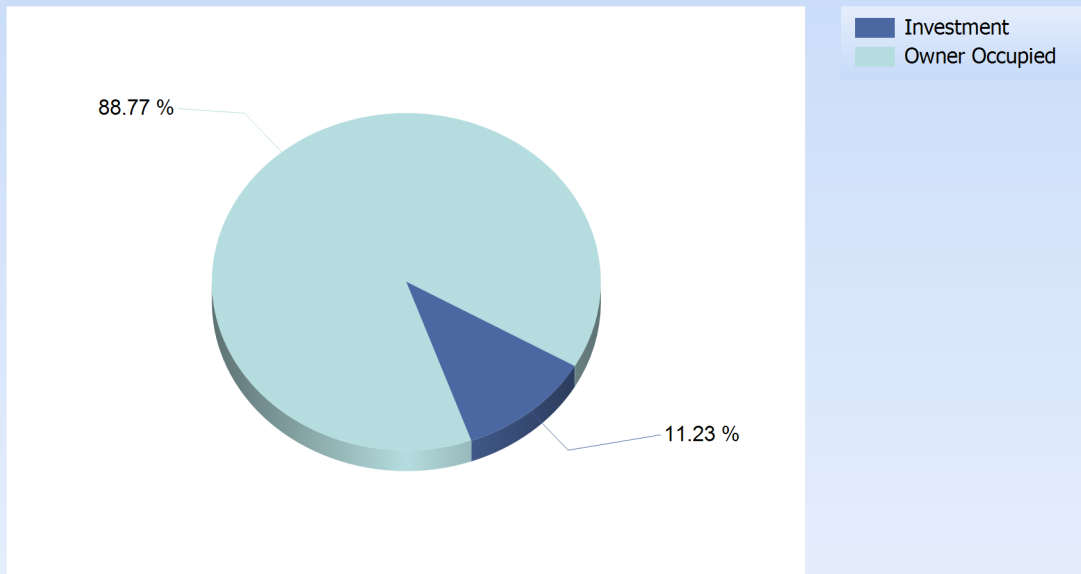


# IDOL Trust 2012-1

## General Collateral Report

Occupancy Type	Current Balance	Current Balance %
Investment	\$81,766,069.73	11.23%
Owner Occupied	\$646,282,582.87	88.77%
<b>Total</b>	<b>\$728,048,652.60</b>	<b>100.00%</b>

### Occupancy



# IDOL Trust 2012-1

## General Collateral Report

Document Type	Current Balance	Current Balance %
Full Doc	\$728,048,652.60	100%
<b>Total</b>	<b>\$728,048,652.60</b>	<b>100%</b>

