

IDOL Trust 2012-1

General Collateral Report

Monthly Analysis Details:

Date of Pool Cut:	30 Jun 2012
Number of Loans:	3,881
Total Current Balance:	\$744,570,355.44
Total Original Balance:	\$916,565,337.73
Total Current Variable Balance:	\$719,199,507.22
Total Current Fixed Balance:	\$25,370,848.22
Fixed Rate Balance as % of Total:	3.41%
Maximum Current Loan Balance:	\$720,992.97
Maximum Original Loan Balance:	\$1,367,294.00
Maximum Current LVR:	91.28%
Average Current Loan Balance:	\$191,850.13
Average Original Loan Balance:	\$236,167.31
Weighted Average Current LVR:	60.13%

	Full Doc	Lo Doc	Total
% Insured Loans Covered by Genworth	29.84%	0.00%	29.84%
% Insured Loans Covered by PMI	1.83%	0.00%	1.83%
% Insured Loans Covered by QBE	68.33%	0.00%	68.33%
Total	100.00%	0.00%	100.00%

Weighted Average Borrower Interest Rate:	6.24%
Weighted Average Variable Borrower Interest Rate:	6.22%
Weighted Average Fixed Borrower Interest Rate:	6.85%

IDOL Trust 2012-1

General Collateral Report

	Months	Years
Maximum Remaining Term:	357.80	29.82
Weighted Average Remaining Term:	295.34	24.61
Maximum Original Term:	360.00	30.00
Weighted Average Original Term:	353.13	29.43
Weighted Average Seasoning:	57.86	4.82

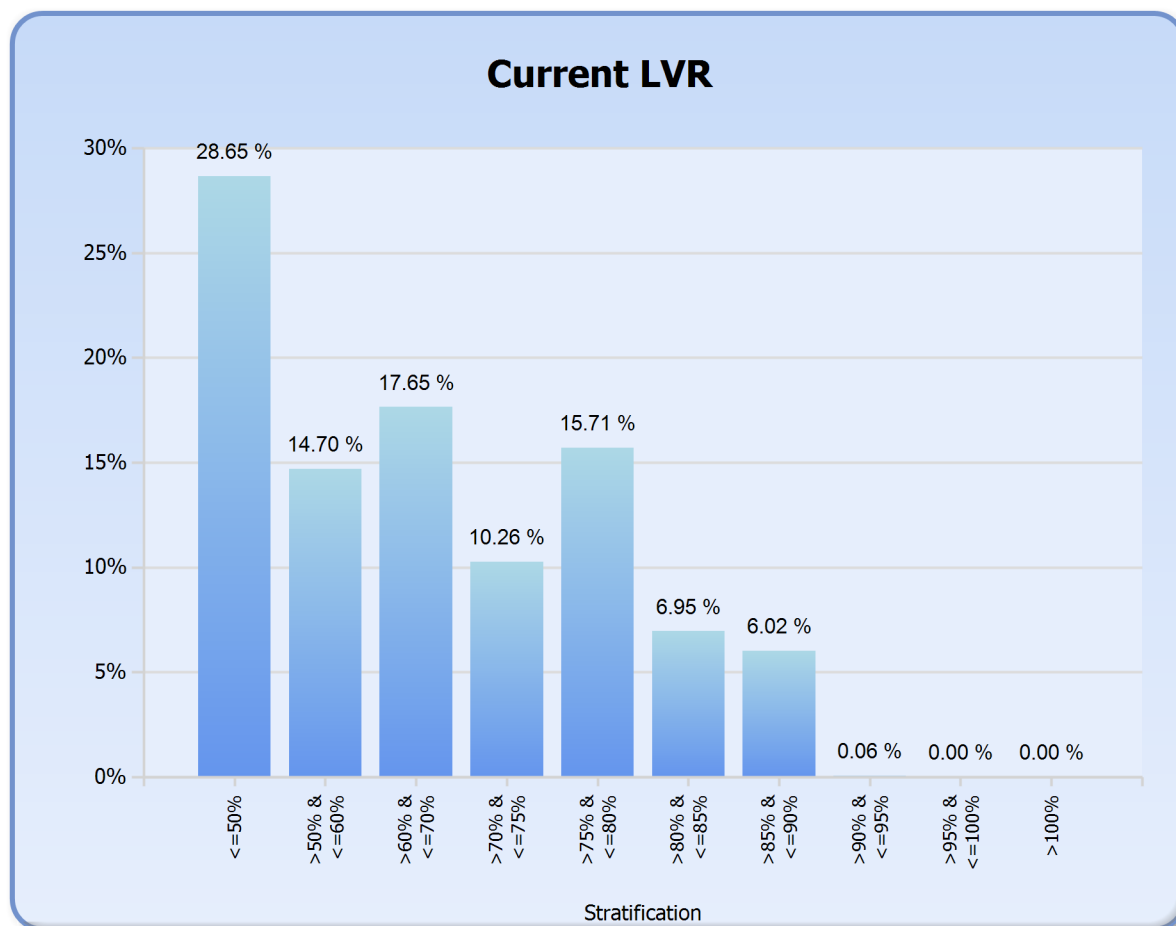
Investment Properties as % of Total: 11.31%

Arrears Distribution:	Balance
<= 30 days:	\$743,860,380.71
31 - 60 days:	\$709,974.73
61 - 90 days:	\$0.00
91+ days:	\$0.00

IDOL Trust 2012-1

General Collateral Report

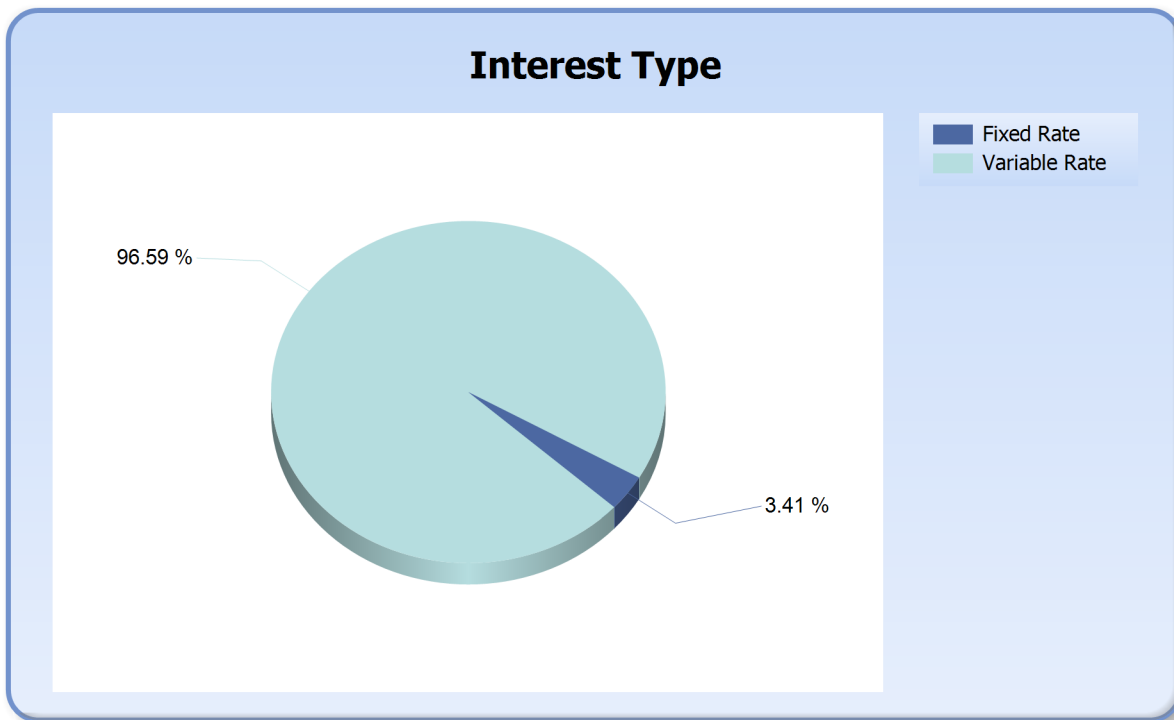
Current LVR	Current Balance	Current Balance %
<=50%	\$213,349,283.46	28.65%
>50% & <=60%	\$109,474,598.41	14.70%
>60% & <=70%	\$131,408,754.90	17.65%
>70% & <=75%	\$76,365,848.57	10.26%
>75% & <=80%	\$116,937,381.02	15.71%
>80% & <=85%	\$51,768,293.69	6.95%
>85% & <=90%	\$44,847,261.54	6.02%
>90% & <=95%	\$418,933.85	0.06%
>95% & <=100%	\$0.00	0.00%
>100%	\$0.00	0.00%
Total	\$744,570,355.44	100.00%



IDOL Trust 2012-1

General Collateral Report

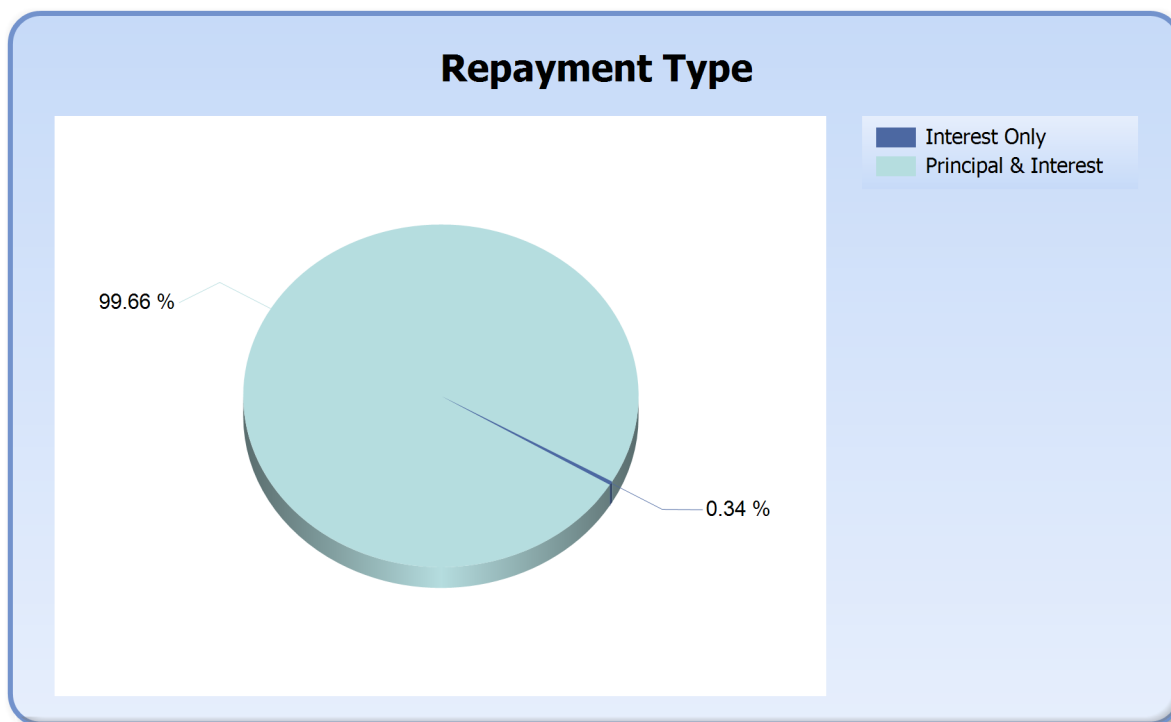
Interest Type	Current Balance	Current Balance %
Fixed Rate	\$25,370,848.22	3.41%
Variable Rate	\$719,199,507.22	96.59%
Total	\$744,570,355.44	100.00%



IDOL Trust 2012-1

General Collateral Report

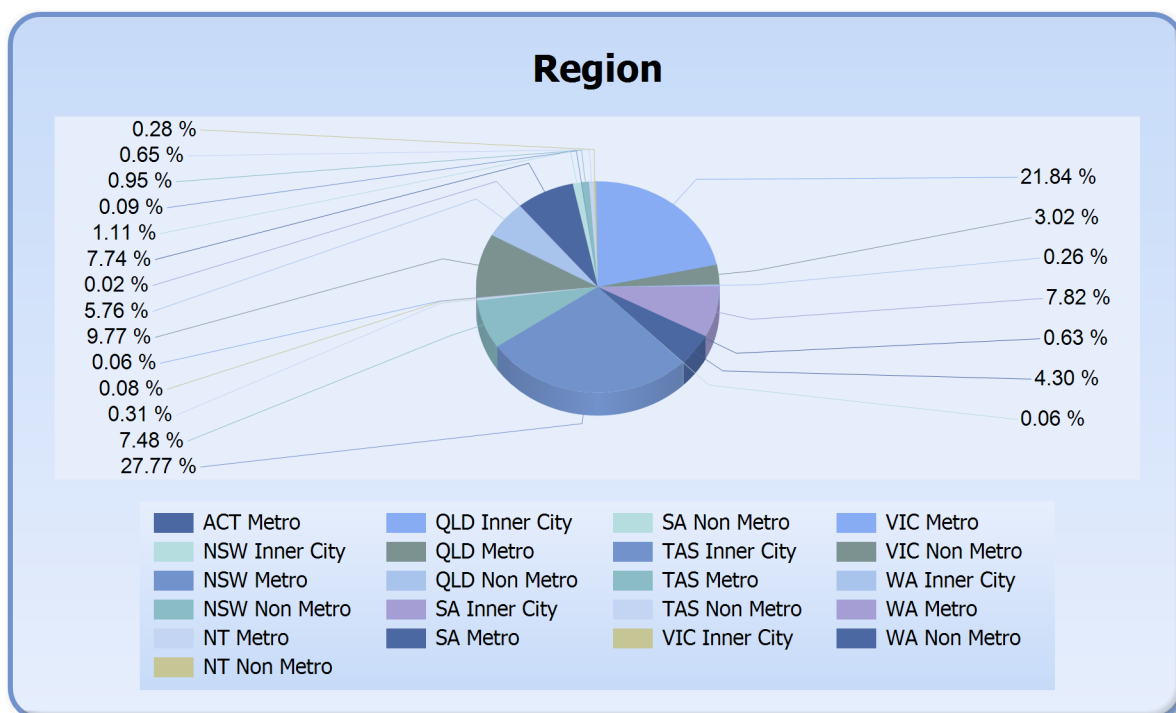
Repayment Type	Current Balance	Current Balance %
Interest Only	\$2,516,043.41	0.34%
Principal & Interest	\$742,054,312.03	99.66%
Total	\$744,570,355.44	100.00%



IDOL Trust 2012-1

General Collateral Report

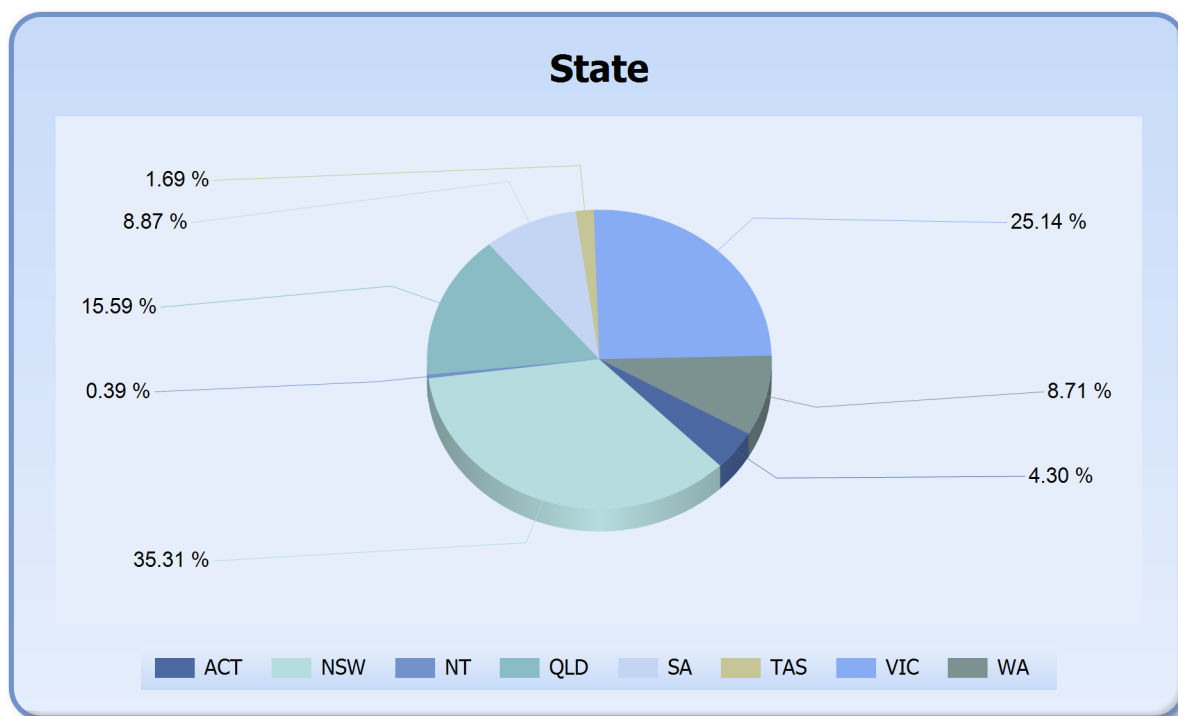
Region	Current Balance	Current Balance %
ACT Metro	\$32,032,774.84	4.30%
NSW Inner City	\$426,086.22	0.06%
NSW Metro	\$206,754,018.04	27.77%
NSW Non Metro	\$55,717,819.38	7.48%
NT Metro	\$2,345,176.45	0.31%
NT Non Metro	\$589,543.42	0.08%
QLD Inner City	\$470,234.40	0.06%
QLD Metro	\$72,754,725.27	9.77%
QLD Non Metro	\$42,867,918.37	5.76%
SA Inner City	\$115,701.00	0.02%
SA Metro	\$57,627,750.50	7.74%
SA Non Metro	\$8,271,059.29	1.11%
TAS Inner City	\$680,988.56	0.09%
TAS Metro	\$7,083,932.23	0.95%
TAS Non Metro	\$4,809,069.51	0.65%
VIC Inner City	\$2,106,794.67	0.28%
VIC Metro	\$162,620,574.53	21.84%
VIC Non Metro	\$22,470,370.82	3.02%
WA Inner City	\$1,944,692.35	0.26%
WA Metro	\$58,219,905.91	7.82%
WA Non Metro	\$4,661,219.68	0.63%
Total	\$744,570,355.44	100.00%



IDOL Trust 2012-1

General Collateral Report

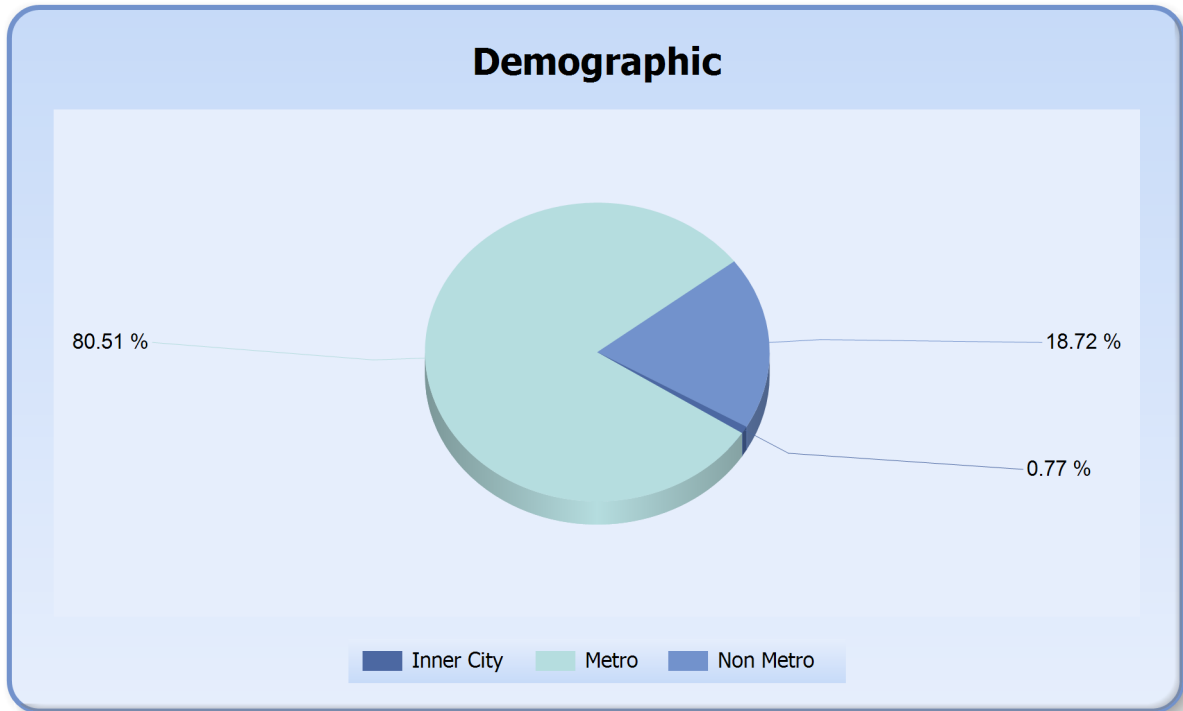
State	Current Balance	Current Balance %
ACT	\$32,032,774.84	4.30%
NSW	\$262,897,923.64	35.31%
NT	\$2,934,719.87	0.39%
QLD	\$116,092,878.04	15.59%
SA	\$66,014,510.79	8.87%
TAS	\$12,573,990.30	1.69%
VIC	\$187,197,740.02	25.14%
WA	\$64,825,817.94	8.71%
Total	\$744,570,355.44	100.00%



IDOL Trust 2012-1

General Collateral Report

Demographic	Current Balance	Current Balance %
Inner City	\$5,744,497.20	0.77%
Metro	\$599,438,857.77	80.51%
Non Metro	\$139,387,000.47	18.72%
Total	\$744,570,355.44	100.00%

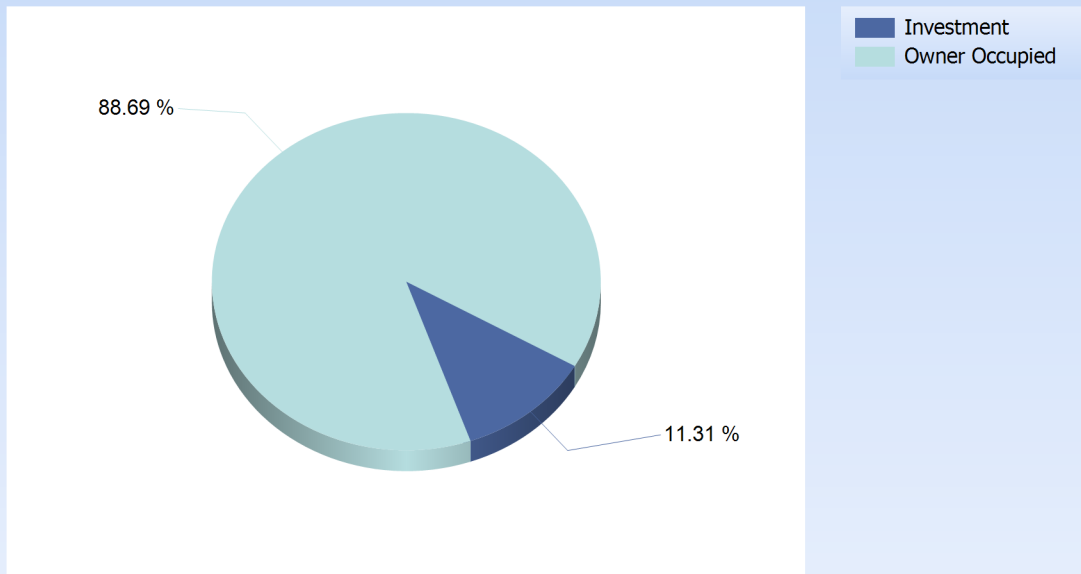


IDOL Trust 2012-1

General Collateral Report

Occupancy Type	Current Balance	Current Balance %
Investment	\$84,175,663.77	11.31%
Owner Occupied	\$660,394,691.67	88.69%
Total	\$744,570,355.44	100.00%

Occupancy



IDOL Trust 2012-1

General Collateral Report

Document Type	Current Balance	Current Balance %
Full Doc	\$744,570,355.44	100%
Total	\$744,570,355.44	100%

