

# IDOL Trust 2011-2

## General Collateral Report

### Monthly Analysis Details:

<b>Date of Pool Cut:</b>	<b>31 Oct 2013</b>
<b>Number of Loans:</b>	<b>2,366</b>
<b>Total Current Balance:</b>	<b>\$427,181,403.40</b>
<b>Total Original Balance:</b>	<b>\$575,812,337.68</b>
<b>Total Current Variable Balance:</b>	<b>\$409,083,770.98</b>
<b>Total Current Fixed Balance:</b>	<b>\$18,097,632.42</b>
<b>Fixed Rate Balance as % of Total:</b>	<b>4.24%</b>
<b>Maximum Current Loan Balance:</b>	<b>\$633,782.11</b>
<b>Maximum Original Loan Balance:</b>	<b>\$850,000.00</b>
<b>Maximum Current LVR:</b>	<b>91.31%</b>
<b>Average Current Loan Balance:</b>	<b>\$180,550.04</b>
<b>Average Original Loan Balance:</b>	<b>\$243,369.54</b>
<b>Weighted Average Current LVR:</b>	<b>55.94%</b>

	<b>Full Doc</b>	<b>Lo Doc</b>	<b>Total</b>
% Insured Loans Covered by Genworth	98.12%	0.00%	98.12%
% Insured Loans Covered by PMI	1.88%	0.00%	1.88%
<b>Total</b>	<b>100.00%</b>	<b>0.00%</b>	<b>100.00%</b>

<b>Weighted Average Borrower Interest Rate:</b>	<b>5.25%</b>
<b>Weighted Average Variable Borrower Interest Rate:</b>	<b>5.21%</b>
<b>Weighted Average Fixed Borrower Interest Rate:</b>	<b>6.03%</b>

# IDOL Trust 2011-2

---

## General Collateral Report

	<b>Months</b>	<b>Years</b>
<b>Maximum Remaining Term:</b>	354.80	29.57
<b>Weighted Average Remaining Term:</b>	286.69	23.89
<b>Maximum Original Term:</b>	360.00	30.00
<b>Weighted Average Original Term:</b>	355.76	29.65
<b>Weighted Average Seasoning:</b>	68.99	5.75

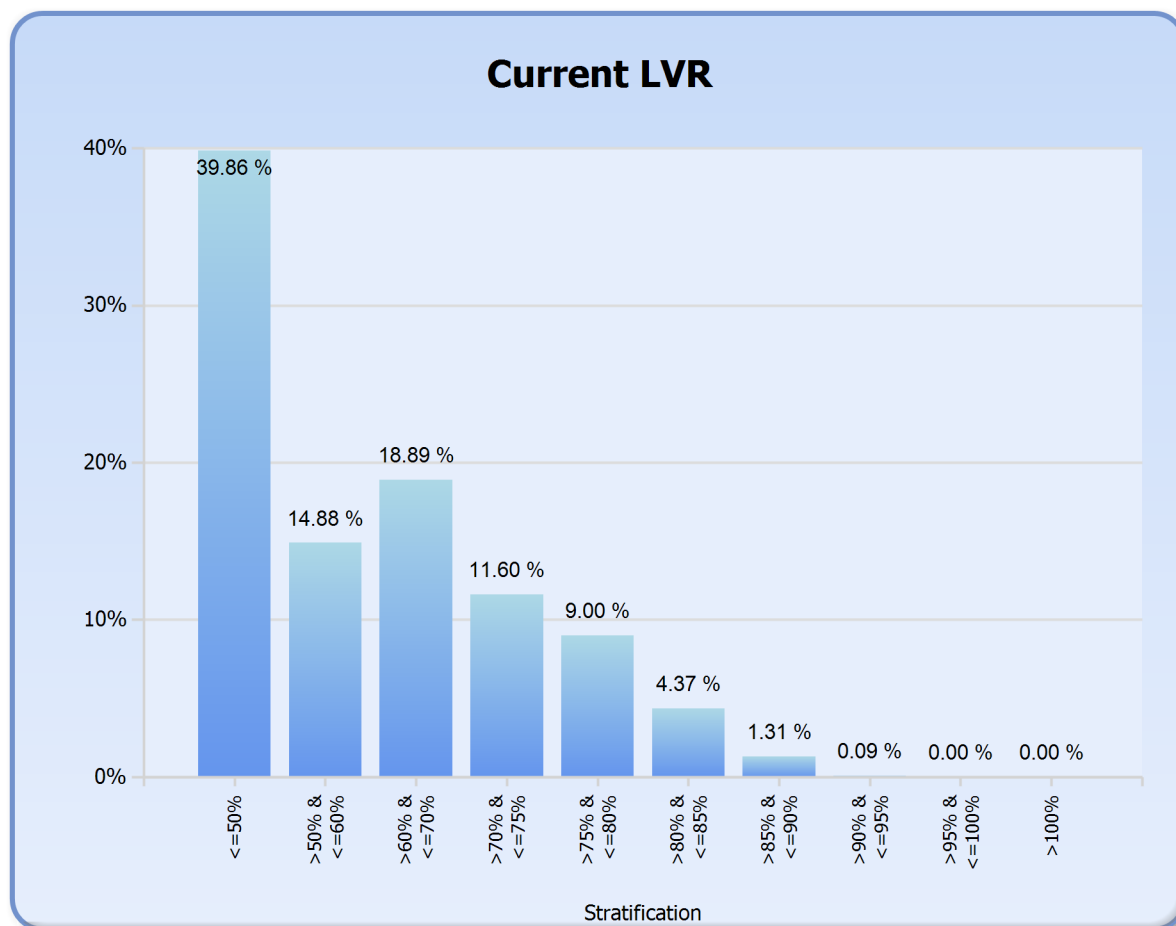
**Investment Properties as % of Total:** 14.13%

<b>Arrears Distribution:</b>	<b>Balance</b>
<= 30 days:	\$425,492,948.45
31 - 60 days:	\$515,066.29
61 - 90 days:	\$738,870.55
91+ days:	\$434,518.11

# IDOL Trust 2011-2

## General Collateral Report

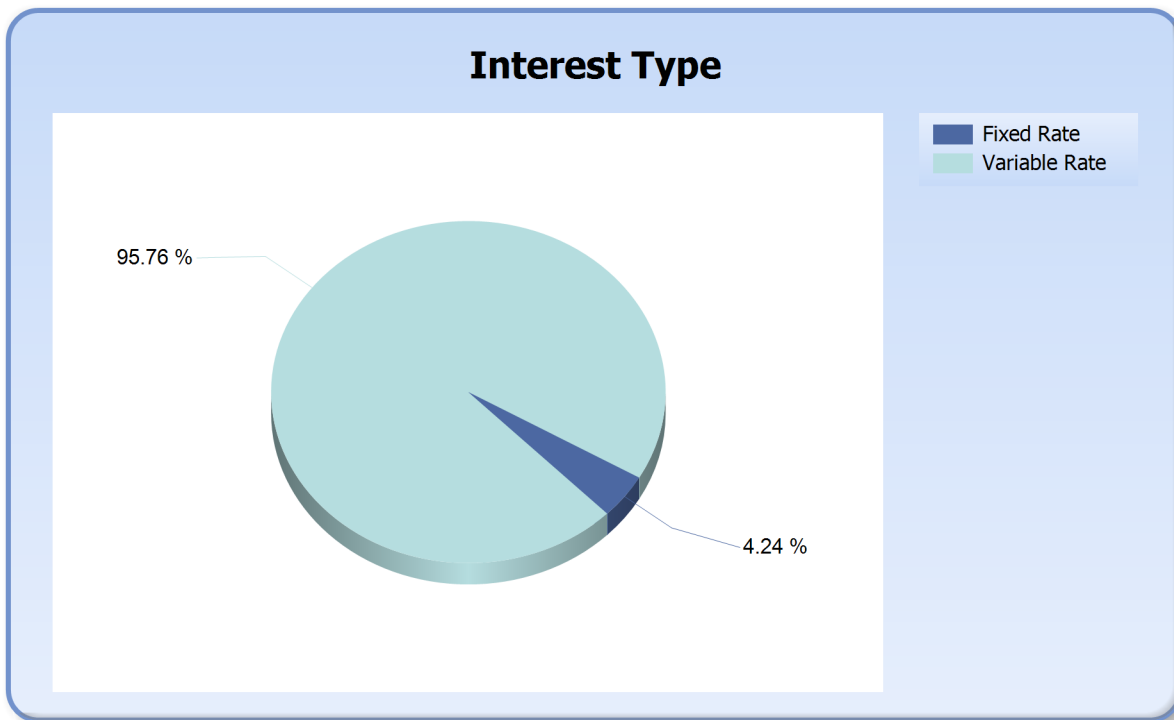
Current LVR	Current Balance	Current Balance %
<=50%	\$170,278,303.44	39.86%
>50% & <=60%	\$63,584,386.17	14.88%
>60% & <=70%	\$80,698,458.31	18.89%
>70% & <=75%	\$49,543,870.08	11.60%
>75% & <=80%	\$38,432,675.51	9.00%
>80% & <=85%	\$18,665,907.25	4.37%
>85% & <=90%	\$5,604,087.39	1.31%
>90% & <=95%	\$373,715.25	0.09%
>95% & <=100%	\$0.00	0.00%
>100%	\$0.00	0.00%
<b>Total</b>	<b>\$427,181,403.40</b>	<b>100.00%</b>



# IDOL Trust 2011-2

## General Collateral Report

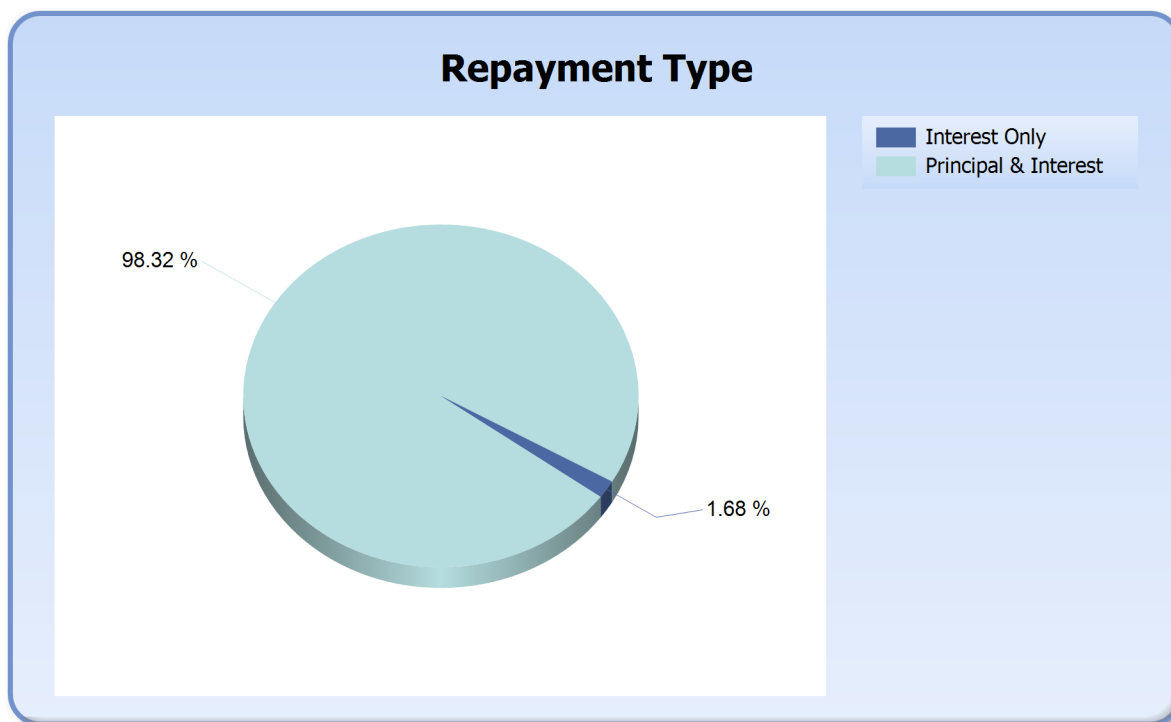
Interest Type	Current Balance	Current Balance %
Fixed Rate	\$18,097,632.42	4.24%
Variable Rate	\$409,083,770.98	95.76%
<b>Total</b>	<b>\$427,181,403.40</b>	<b>100.00%</b>



# IDOL Trust 2011-2

## General Collateral Report

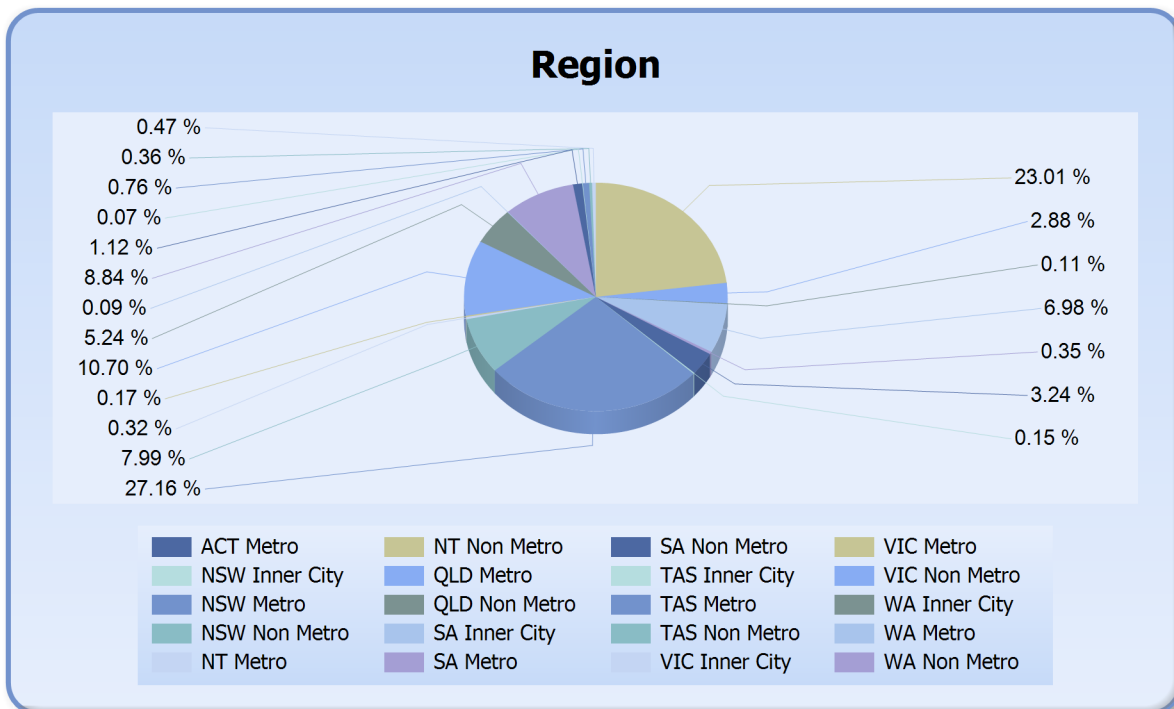
Repayment Type	Current Balance	Current Balance %
Interest Only	\$7,168,836.34	1.68%
Principal & Interest	\$420,012,567.06	98.32%
<b>Total</b>	<b>\$427,181,403.40</b>	<b>100.00%</b>



# IDOL Trust 2011-2

## General Collateral Report

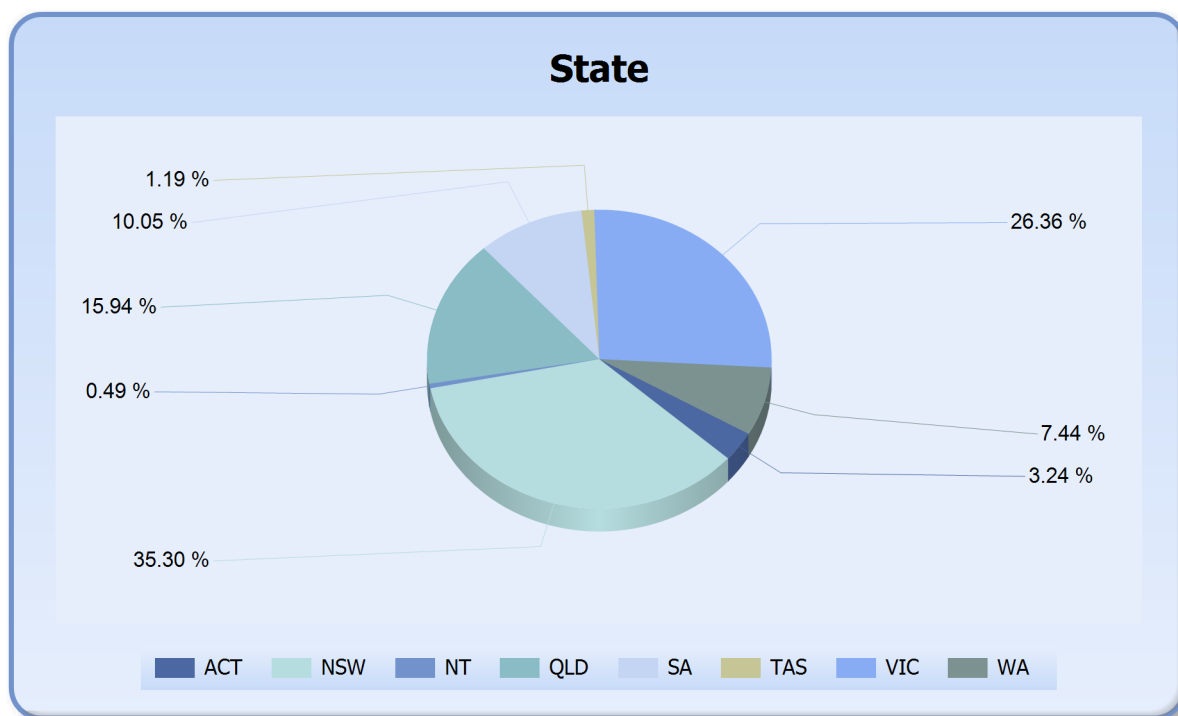
Region	Current Balance	Current Balance %
ACT Metro	\$13,829,211.35	3.24%
NSW Inner City	\$643,654.02	0.15%
NSW Metro	\$116,021,070.04	27.16%
NSW Non Metro	\$34,117,245.63	7.99%
NT Metro	\$1,352,918.89	0.32%
NT Non Metro	\$730,150.17	0.17%
QLD Metro	\$45,693,639.36	10.70%
QLD Non Metro	\$22,402,598.79	5.24%
SA Inner City	\$371,163.36	0.09%
SA Metro	\$37,748,315.53	8.84%
SA Non Metro	\$4,800,788.54	1.12%
TAS Inner City	\$319,580.47	0.07%
TAS Metro	\$3,249,647.66	0.76%
TAS Non Metro	\$1,524,332.18	0.36%
VIC Inner City	\$1,987,388.81	0.47%
VIC Metro	\$98,309,480.10	23.01%
VIC Non Metro	\$12,310,222.04	2.88%
WA Inner City	\$471,045.41	0.11%
WA Metro	\$29,824,059.81	6.98%
WA Non Metro	\$1,474,891.24	0.35%
<b>Total</b>	<b>\$427,181,403.40</b>	<b>100.00%</b>



# IDOL Trust 2011-2

## General Collateral Report

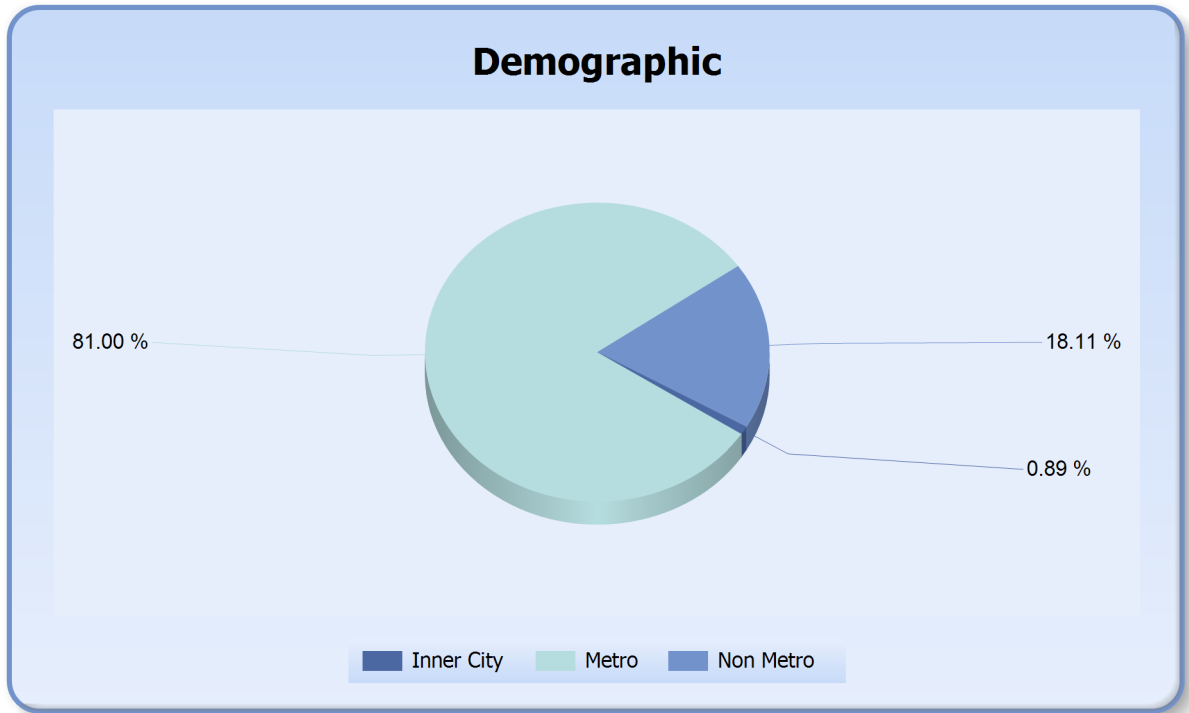
State	Current Balance	Current Balance %
ACT	\$13,829,211.35	3.24%
NSW	\$150,781,969.69	35.30%
NT	\$2,083,069.06	0.49%
QLD	\$68,096,238.15	15.94%
SA	\$42,920,267.43	10.05%
TAS	\$5,093,560.31	1.19%
VIC	\$112,607,090.95	26.36%
WA	\$31,769,996.46	7.44%
<b>Total</b>	<b>\$427,181,403.40</b>	<b>100.00%</b>



# IDOL Trust 2011-2

## General Collateral Report

Demographic	Current Balance	Current Balance %
Inner City	\$3,792,832.07	0.89%
Metro	\$346,028,342.74	81.00%
Non Metro	\$77,360,228.59	18.11%
<b>Total</b>	<b>\$427,181,403.40</b>	<b>100.00%</b>



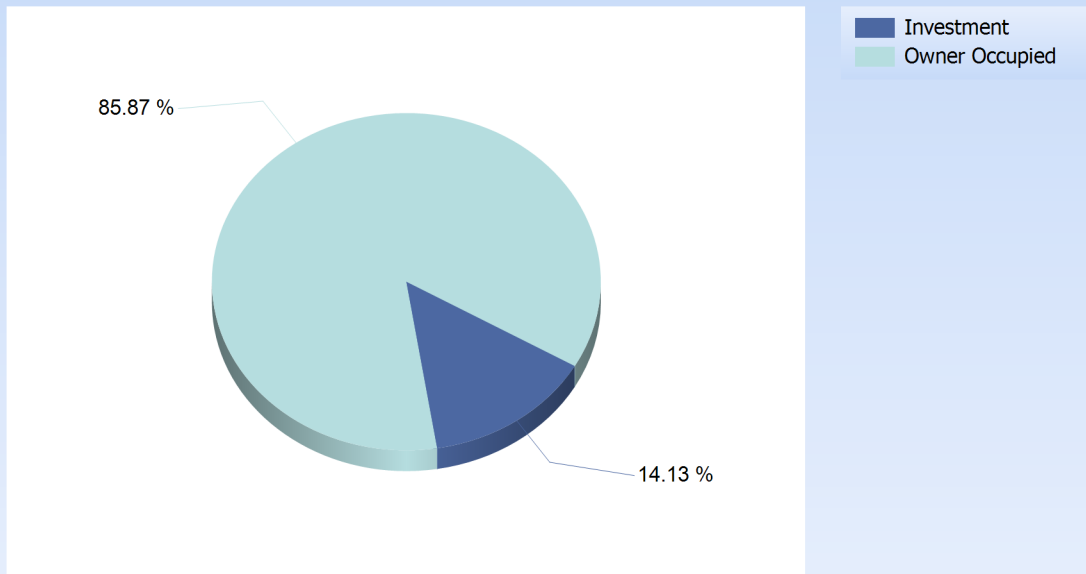


# IDOL Trust 2011-2

## General Collateral Report

Occupancy Type	Current Balance	Current Balance %
Investment	\$60,376,754.39	14.13%
Owner Occupied	\$366,804,649.01	85.87%
<b>Total</b>	<b>\$427,181,403.40</b>	<b>100.00%</b>

### Occupancy



# IDOL Trust 2011-2

## General Collateral Report

Document Type	Current Balance	Current Balance %
Full Doc	\$427,181,403.40	100%
<b>Total</b>	<b>\$427,181,403.40</b>	<b>100%</b>

