

# IDOL Trust 2011-2

## General Collateral Report

---

### Monthly Analysis Details:

<b>Date of Pool Cut:</b>	<b>30 Nov 2013</b>
<b>Number of Loans:</b>	<b>2,335</b>
<b>Total Current Balance:</b>	<b>\$419,397,036.65</b>
<b>Total Original Balance:</b>	<b>\$568,566,390.68</b>
<b>Total Current Variable Balance:</b>	<b>\$401,989,193.51</b>
<b>Total Current Fixed Balance:</b>	<b>\$17,407,843.14</b>
<b>Fixed Rate Balance as % of Total:</b>	<b>4.15%</b>
<b>Maximum Current Loan Balance:</b>	<b>\$628,896.84</b>
<b>Maximum Original Loan Balance:</b>	<b>\$850,000.00</b>
<b>Maximum Current LVR:</b>	<b>91.30%</b>
<b>Average Current Loan Balance:</b>	<b>\$179,613.29</b>
<b>Average Original Loan Balance:</b>	<b>\$243,497.38</b>
<b>Weighted Average Current LVR:</b>	<b>55.81%</b>

	<b>Full Doc</b>	<b>Lo Doc</b>	<b>Total</b>
% Insured Loans Covered by Genworth	98.10%	0.00%	98.10%
% Insured Loans Covered by PMI	1.90%	0.00%	1.90%
<b>Total</b>	<b>100.00%</b>	<b>0.00%</b>	<b>100.00%</b>

<b>Weighted Average Borrower Interest Rate:</b>	<b>5.24%</b>
<b>Weighted Average Variable Borrower Interest Rate:</b>	<b>5.21%</b>
<b>Weighted Average Fixed Borrower Interest Rate:</b>	<b>5.87%</b>

# IDOL Trust 2011-2

---

## General Collateral Report

	<b>Months</b>	<b>Years</b>
<b>Maximum Remaining Term:</b>	353.90	29.49
<b>Weighted Average Remaining Term:</b>	285.68	23.81
<b>Maximum Original Term:</b>	360.00	30.00
<b>Weighted Average Original Term:</b>	355.77	29.65
<b>Weighted Average Seasoning:</b>	70.03	5.84

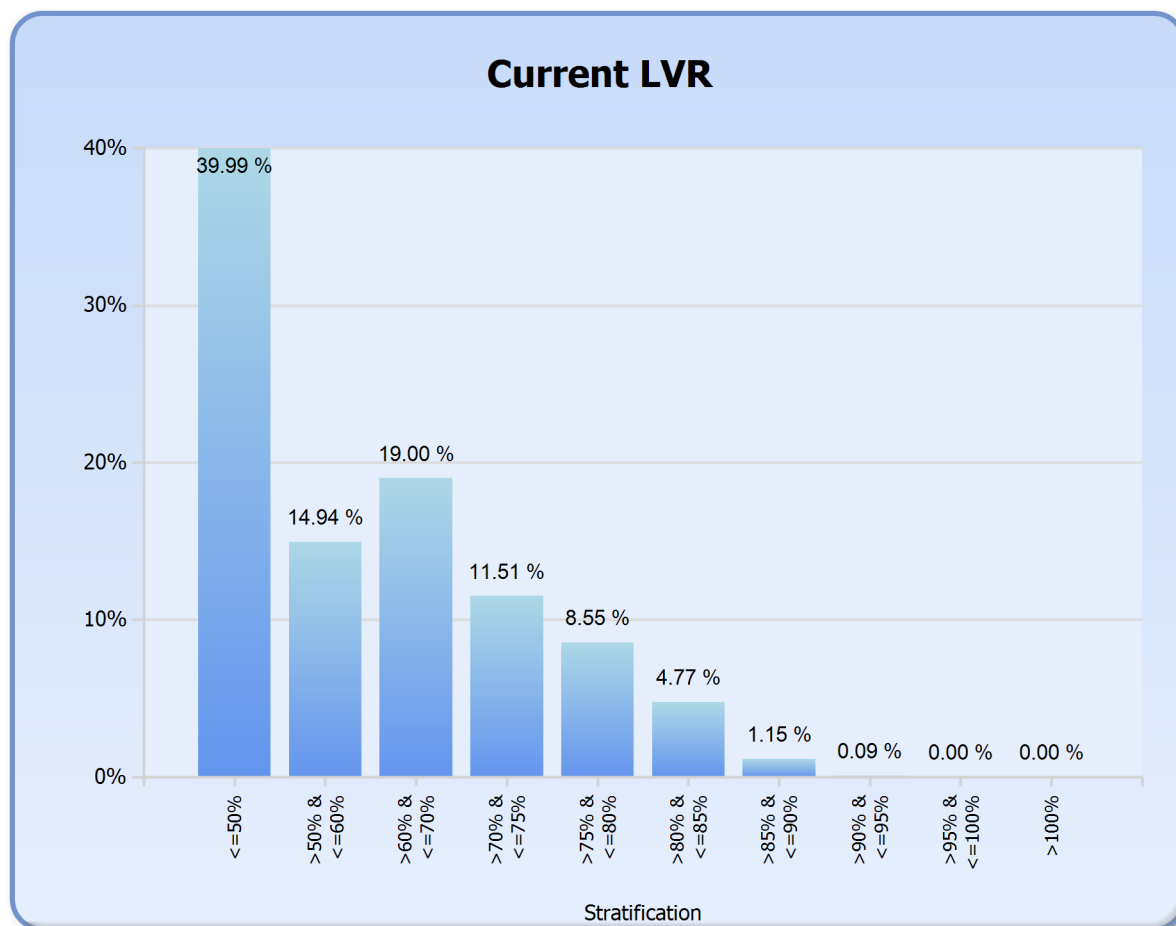
**Investment Properties as % of Total:** 14.23%

<b>Arrears Distribution:</b>	<b>Balance</b>
<= 30 days:	\$416,987,870.65
31 - 60 days:	\$1,233,771.94
61 - 90 days:	\$425,912.14
91+ days:	\$749,481.92

# IDOL Trust 2011-2

## General Collateral Report

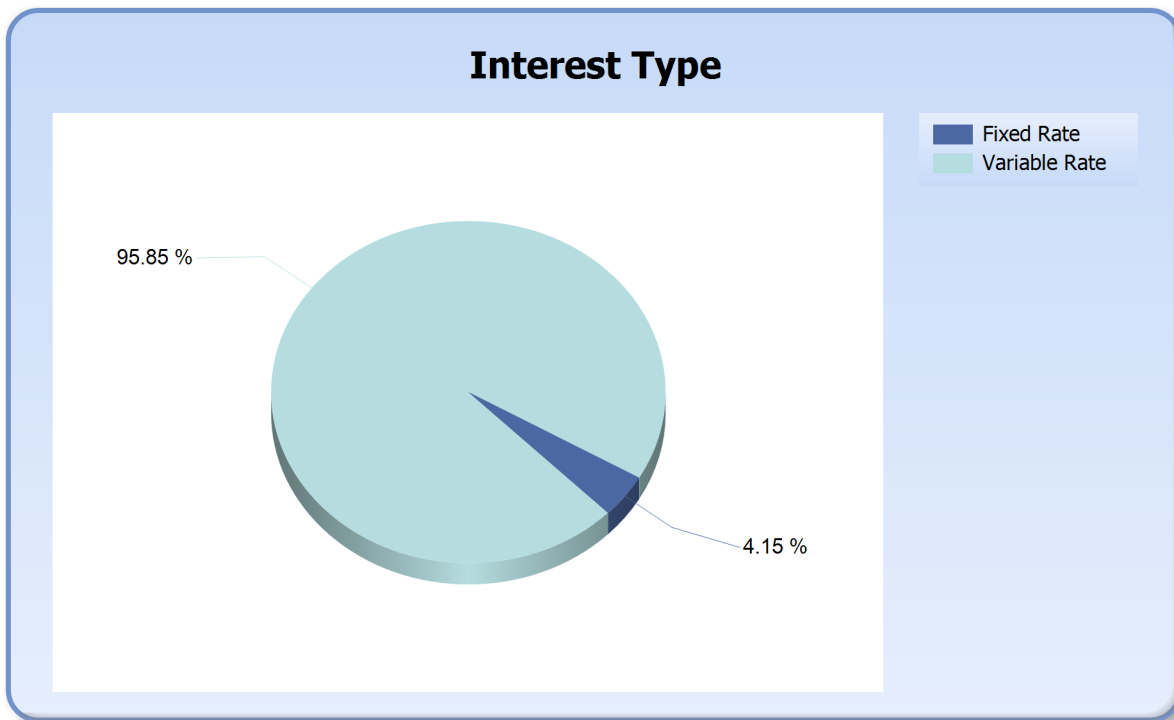
Current LVR	Current Balance	Current Balance %
<=50%	\$167,698,910.62	39.99%
>50% & <=60%	\$62,667,585.48	14.94%
>60% & <=70%	\$79,697,086.86	19.00%
>70% & <=75%	\$48,257,300.27	11.51%
>75% & <=80%	\$35,864,181.16	8.55%
>80% & <=85%	\$20,017,654.56	4.77%
>85% & <=90%	\$4,820,871.46	1.15%
>90% & <=95%	\$373,446.24	0.09%
>95% & <=100%	\$0.00	0.00%
>100%	\$0.00	0.00%
<b>Total</b>	<b>\$419,397,036.65</b>	<b>100.00%</b>



# IDOL Trust 2011-2

## General Collateral Report

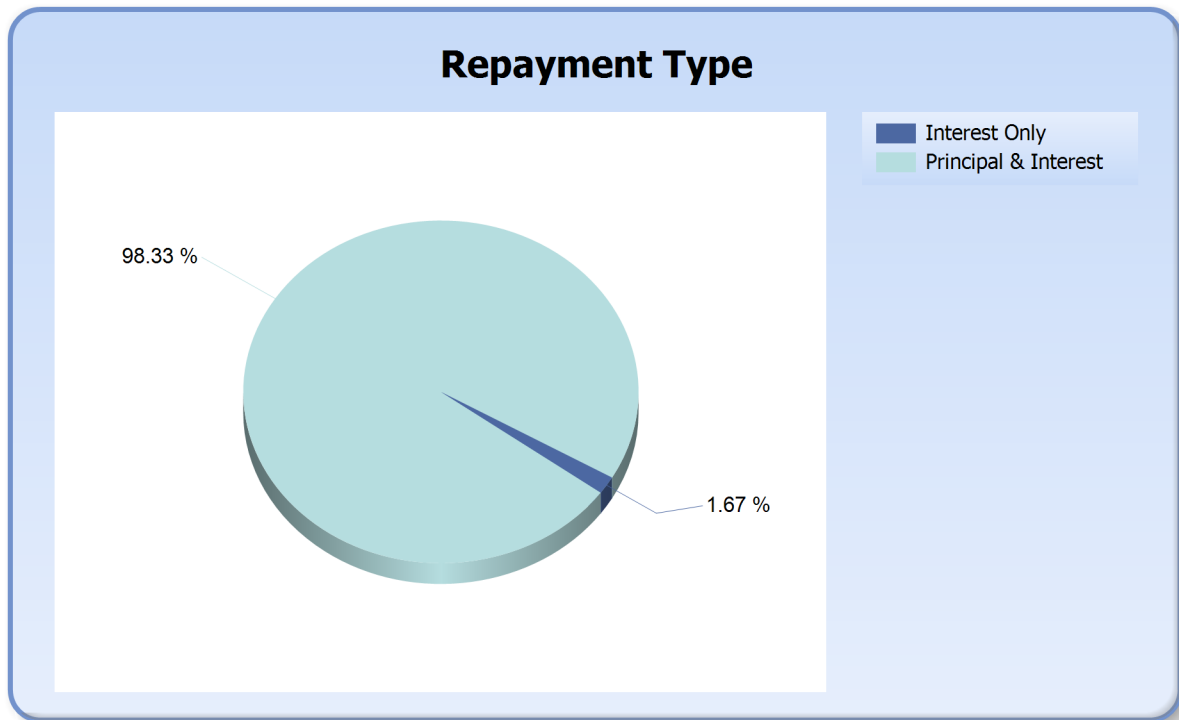
Interest Type	Current Balance	Current Balance %
Fixed Rate	\$17,407,843.14	4.15%
Variable Rate	\$401,989,193.51	95.85%
<b>Total</b>	<b>\$419,397,036.65</b>	<b>100.00%</b>



# IDOL Trust 2011-2

## General Collateral Report

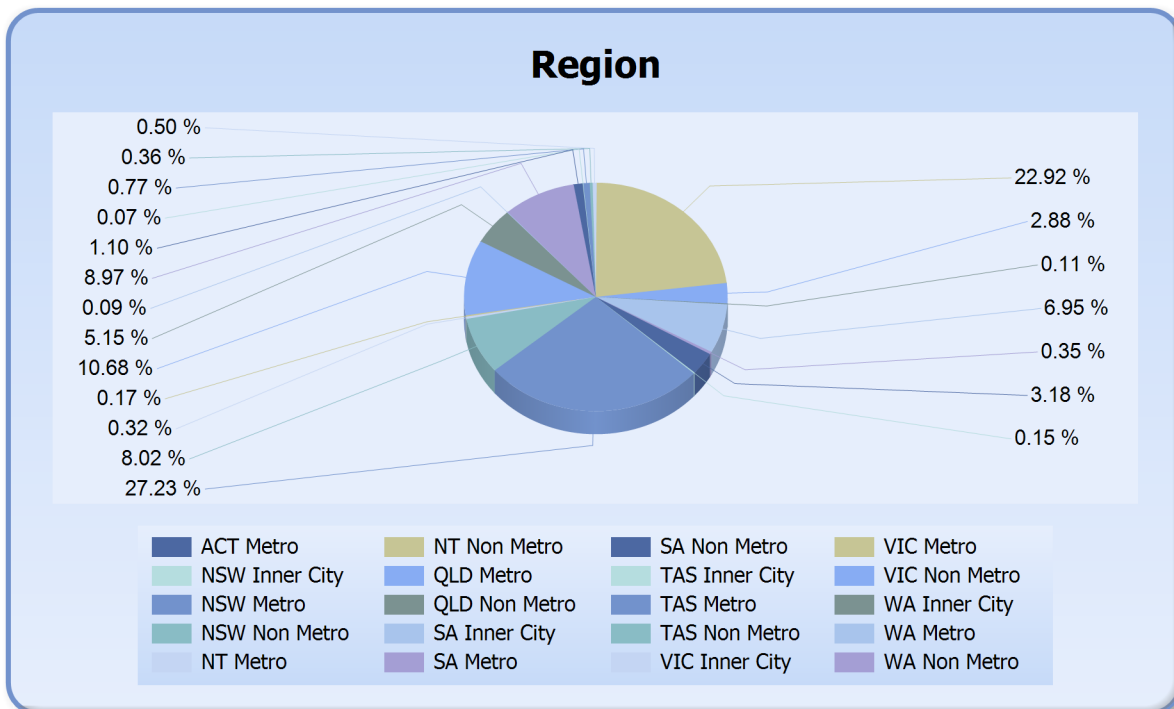
Repayment Type	Current Balance	Current Balance %
Interest Only	\$7,015,281.87	1.67%
Principal & Interest	\$412,381,754.78	98.33%
<b>Total</b>	<b>\$419,397,036.65</b>	<b>100.00%</b>



# IDOL Trust 2011-2

## General Collateral Report

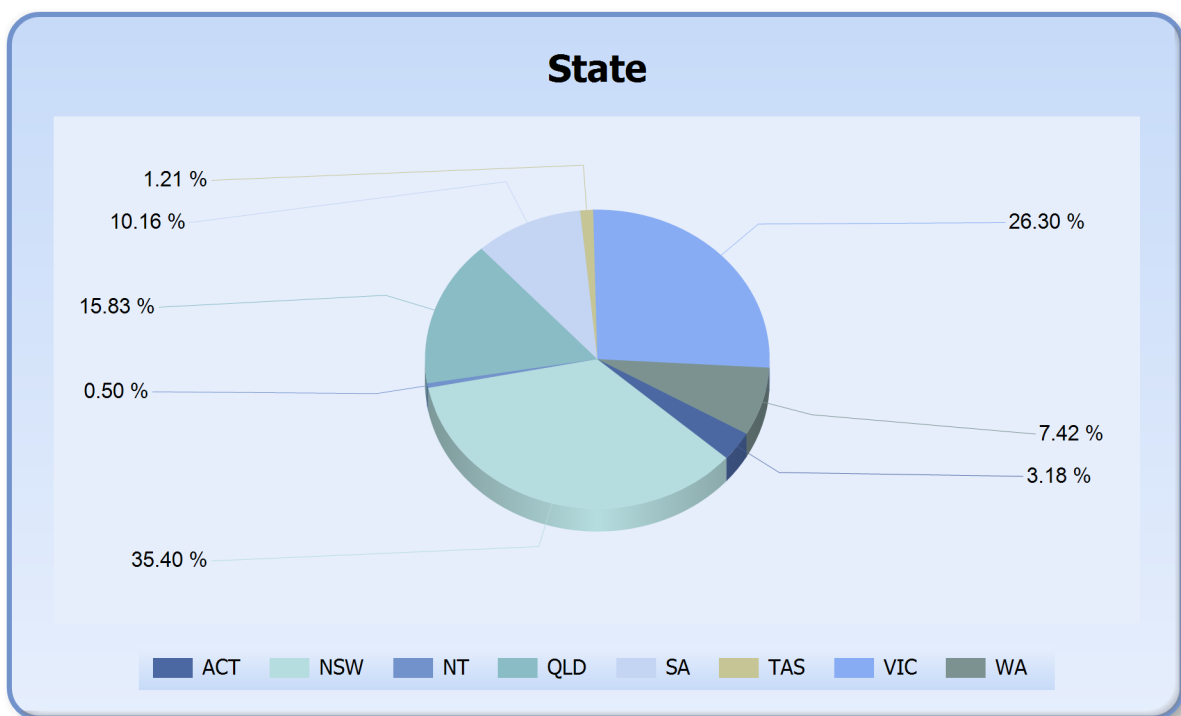
Region	Current Balance	Current Balance %
ACT Metro	\$13,320,385.83	3.18%
NSW Inner City	\$641,875.77	0.15%
NSW Metro	\$114,212,896.84	27.23%
NSW Non Metro	\$33,630,751.92	8.02%
NT Metro	\$1,350,525.75	0.32%
NT Non Metro	\$727,468.93	0.17%
QLD Metro	\$44,790,507.59	10.68%
QLD Non Metro	\$21,611,138.26	5.15%
SA Inner City	\$365,529.94	0.09%
SA Metro	\$37,639,642.66	8.97%
SA Non Metro	\$4,624,654.99	1.10%
TAS Inner City	\$299,892.39	0.07%
TAS Metro	\$3,241,414.06	0.77%
TAS Non Metro	\$1,518,857.92	0.36%
VIC Inner City	\$2,103,806.53	0.50%
VIC Metro	\$96,128,941.46	22.92%
VIC Non Metro	\$12,074,865.90	2.88%
WA Inner City	\$467,863.20	0.11%
WA Metro	\$29,168,302.29	6.95%
WA Non Metro	\$1,477,714.42	0.35%
<b>Total</b>	<b>\$419,397,036.65</b>	<b>100.00%</b>



# IDOL Trust 2011-2

## General Collateral Report

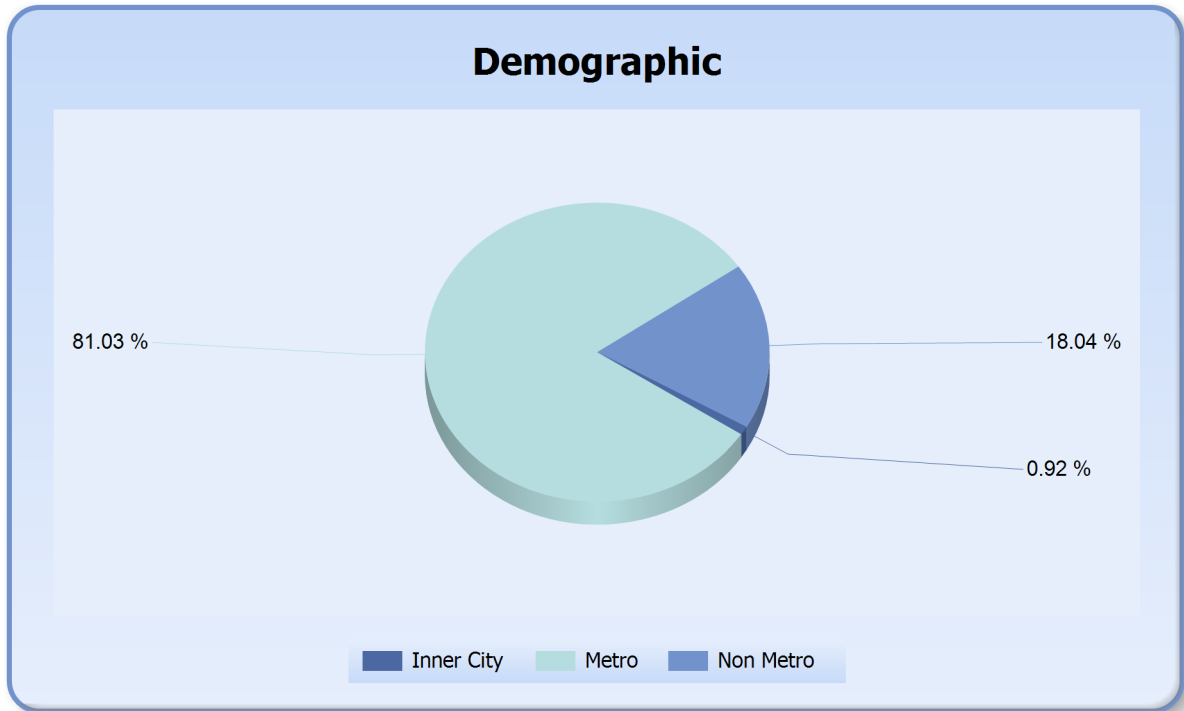
State	Current Balance	Current Balance %
ACT	\$13,320,385.83	3.18%
NSW	\$148,485,524.53	35.40%
NT	\$2,077,994.68	0.50%
QLD	\$66,401,645.85	15.83%
SA	\$42,629,827.59	10.16%
TAS	\$5,060,164.37	1.21%
VIC	\$110,307,613.89	26.30%
WA	\$31,113,879.91	7.42%
<b>Total</b>	<b>\$419,397,036.65</b>	<b>100.00%</b>



# IDOL Trust 2011-2

## General Collateral Report

Demographic	Current Balance	Current Balance %
Inner City	\$3,878,967.83	0.92%
Metro	\$339,852,616.48	81.03%
Non Metro	\$75,665,452.34	18.04%
<b>Total</b>	<b>\$419,397,036.65</b>	<b>100.00%</b>



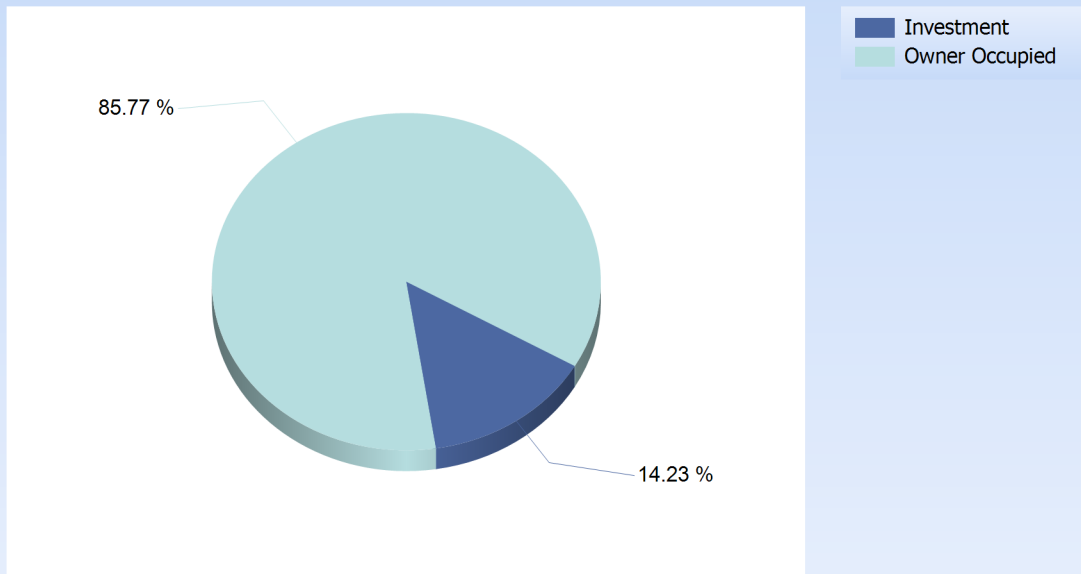


# IDOL Trust 2011-2

## General Collateral Report

Occupancy Type	Current Balance	Current Balance %
Investment	\$59,668,919.78	14.23%
Owner Occupied	\$359,728,116.87	85.77%
<b>Total</b>	<b>\$419,397,036.65</b>	<b>100.00%</b>

### Occupancy



# IDOL Trust 2011-2

## General Collateral Report

Document Type	Current Balance	Current Balance %
Full Doc	\$419,397,036.65	100%
<b>Total</b>	<b>\$419,397,036.65</b>	<b>100%</b>

