

# IDOL Trust 2011-2

## General Collateral Report

---

### Monthly Analysis Details:

<b>Date of Pool Cut:</b>	<b>30 Jun 2013</b>
<b>Number of Loans:</b>	<b>2,533</b>
<b>Total Current Balance:</b>	<b>\$470,391,953.95</b>
<b>Total Original Balance:</b>	<b>\$616,790,851.68</b>
<b>Total Current Variable Balance:</b>	<b>\$450,733,241.58</b>
<b>Total Current Fixed Balance:</b>	<b>\$19,658,712.37</b>
<b>Fixed Rate Balance as % of Total:</b>	<b>4.18%</b>
<b>Maximum Current Loan Balance:</b>	<b>\$638,571.13</b>
<b>Maximum Original Loan Balance:</b>	<b>\$850,000.00</b>
<b>Maximum Current LVR:</b>	<b>91.24%</b>
<b>Average Current Loan Balance:</b>	<b>\$185,705.47</b>
<b>Average Original Loan Balance:</b>	<b>\$243,502.11</b>
<b>Weighted Average Current LVR:</b>	<b>56.68%</b>

	<b>Full Doc</b>	<b>Lo Doc</b>	<b>Total</b>
% Insured Loans Covered by Genworth	98.15%	0.00%	98.15%
% Insured Loans Covered by PMI	1.85%	0.00%	1.85%
<b>Total</b>	<b>100.00%</b>	<b>0.00%</b>	<b>100.00%</b>

<b>Weighted Average Borrower Interest Rate:</b>	<b>5.50%</b>
<b>Weighted Average Variable Borrower Interest Rate:</b>	<b>5.46%</b>
<b>Weighted Average Fixed Borrower Interest Rate:</b>	<b>6.32%</b>

# IDOL Trust 2011-2

---

## General Collateral Report

	<b>Months</b>	<b>Years</b>
<b>Maximum Remaining Term:</b>	358.90	29.91
<b>Weighted Average Remaining Term:</b>	290.15	24.18
<b>Maximum Original Term:</b>	360.00	30.00
<b>Weighted Average Original Term:</b>	355.68	29.64
<b>Weighted Average Seasoning:</b>	65.44	5.45

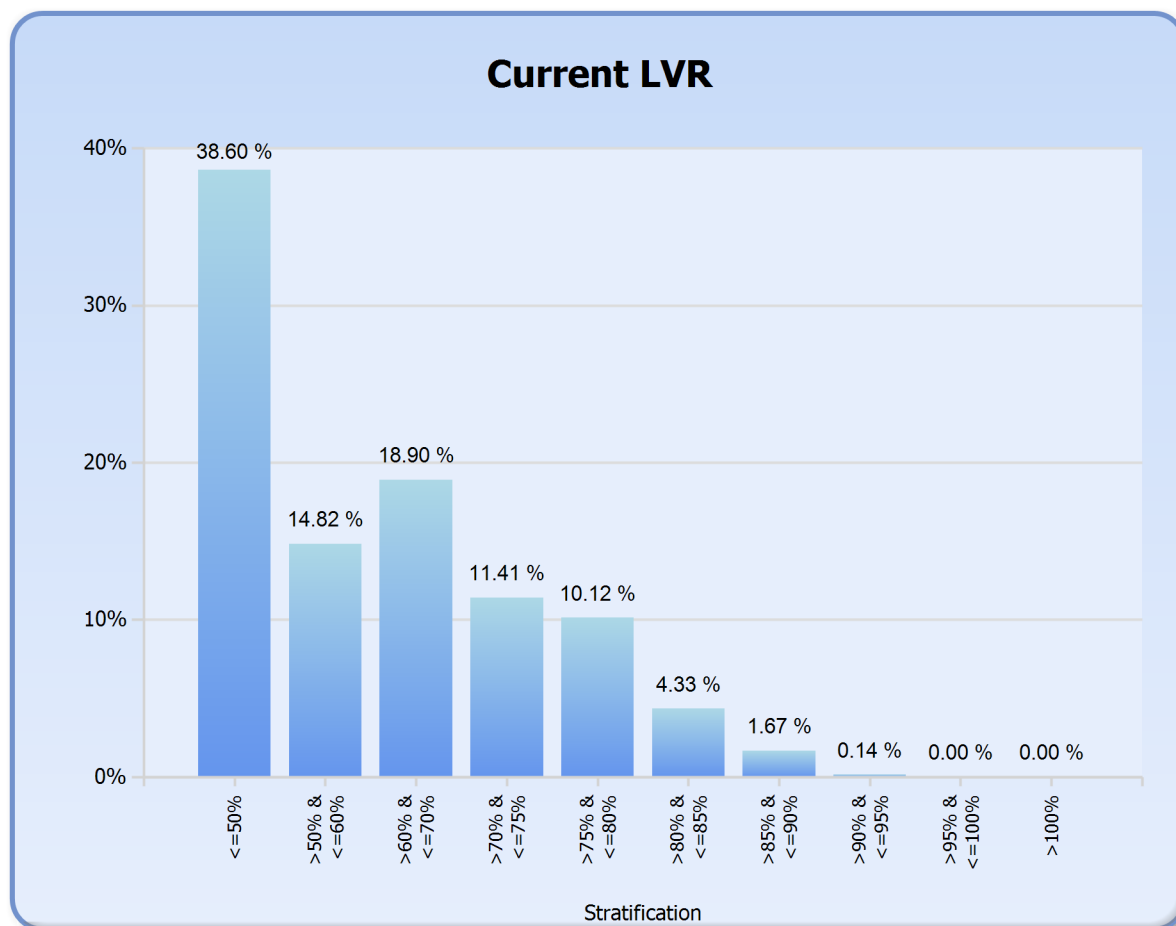
**Investment Properties as % of Total:** 14.20%

<b>Arrears Distribution:</b>	<b>Balance</b>
<= 30 days:	\$469,150,850.97
31 - 60 days:	\$414,927.60
61 - 90 days:	\$434,612.21
91+ days:	\$391,563.17

# IDOL Trust 2011-2

## General Collateral Report

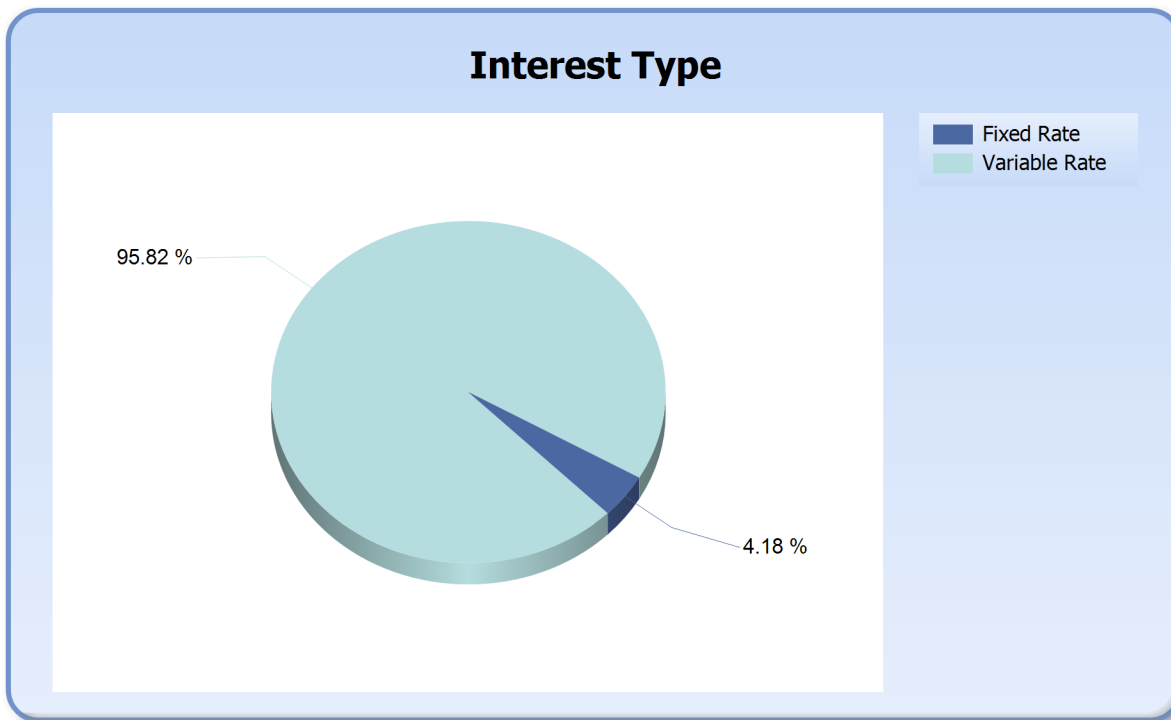
Current LVR	Current Balance	Current Balance %
<=50%	\$181,587,752.37	38.60%
>50% & <=60%	\$69,726,516.14	14.82%
>60% & <=70%	\$88,908,878.52	18.90%
>70% & <=75%	\$53,672,559.39	11.41%
>75% & <=80%	\$47,599,025.62	10.12%
>80% & <=85%	\$20,380,492.54	4.33%
>85% & <=90%	\$7,850,141.57	1.67%
>90% & <=95%	\$666,587.80	0.14%
>95% & <=100%	\$0.00	0.00%
>100%	\$0.00	0.00%
<b>Total</b>	<b>\$470,391,953.95</b>	<b>100.00%</b>



# IDOL Trust 2011-2

## General Collateral Report

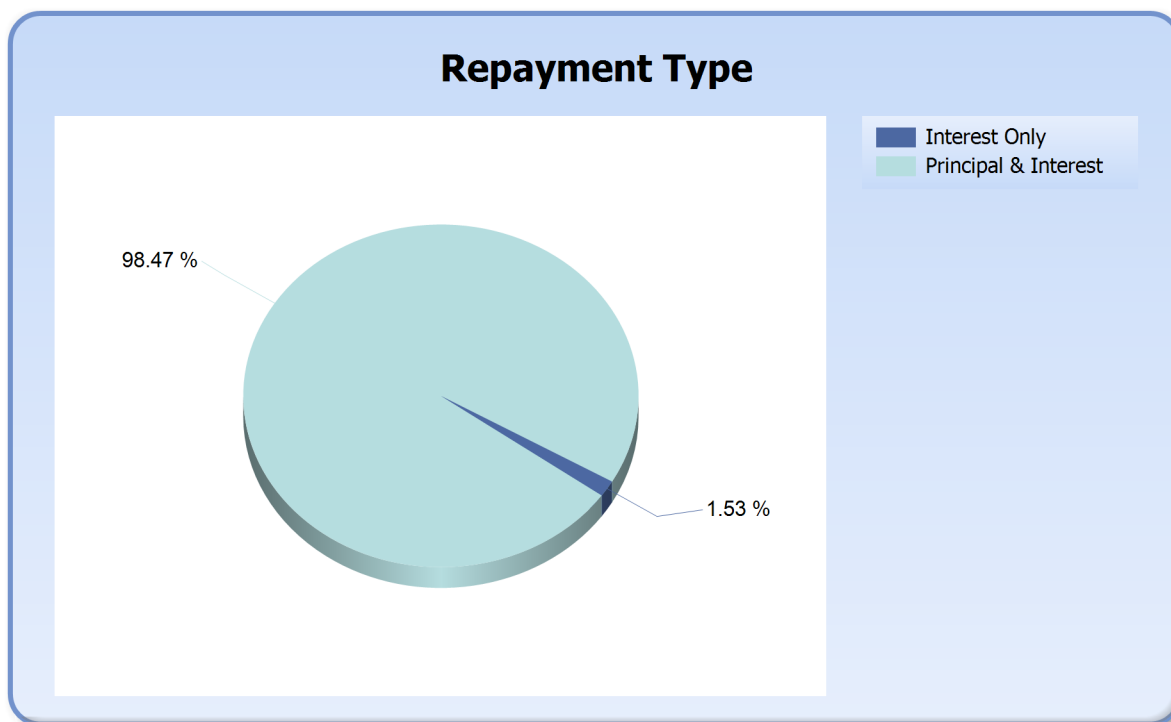
Interest Type	Current Balance	Current Balance %
Fixed Rate	\$19,658,712.37	4.18%
Variable Rate	\$450,733,241.58	95.82%
<b>Total</b>	<b>\$470,391,953.95</b>	<b>100.00%</b>



# IDOL Trust 2011-2

## General Collateral Report

Repayment Type	Current Balance	Current Balance %
Interest Only	\$7,210,969.87	1.53%
Principal & Interest	\$463,180,984.08	98.47%
<b>Total</b>	<b>\$470,391,953.95</b>	<b>100.00%</b>

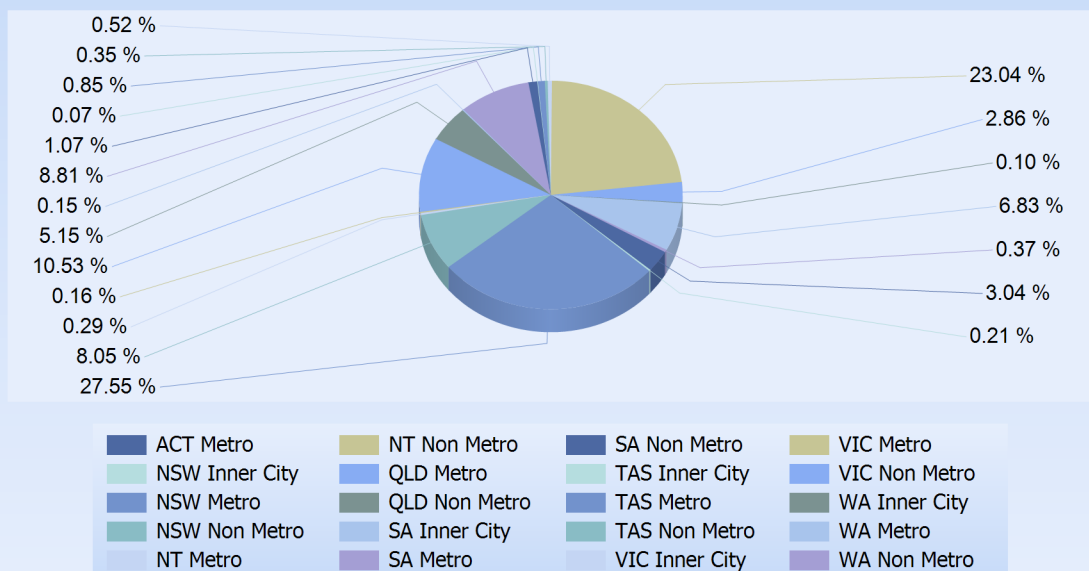


# IDOL Trust 2011-2

## General Collateral Report

Region	Current Balance	Current Balance %
ACT Metro	\$14,306,064.08	3.04%
NSW Inner City	\$973,918.87	0.21%
NSW Metro	\$129,587,459.79	27.55%
NSW Non Metro	\$37,843,034.52	8.05%
NT Metro	\$1,374,288.14	0.29%
NT Non Metro	\$742,368.05	0.16%
QLD Metro	\$49,543,973.66	10.53%
QLD Non Metro	\$24,240,061.23	5.15%
SA Inner City	\$691,953.28	0.15%
SA Metro	\$41,462,292.43	8.81%
SA Non Metro	\$5,043,866.12	1.07%
TAS Inner City	\$322,772.34	0.07%
TAS Metro	\$4,011,225.41	0.85%
TAS Non Metro	\$1,653,734.00	0.35%
VIC Inner City	\$2,439,910.75	0.52%
VIC Metro	\$108,372,988.81	23.04%
VIC Non Metro	\$13,458,621.33	2.86%
WA Inner City	\$479,634.35	0.10%
WA Metro	\$32,109,404.52	6.83%
WA Non Metro	\$1,734,382.27	0.37%
<b>Total</b>	<b>\$470,391,953.95</b>	<b>100.00%</b>

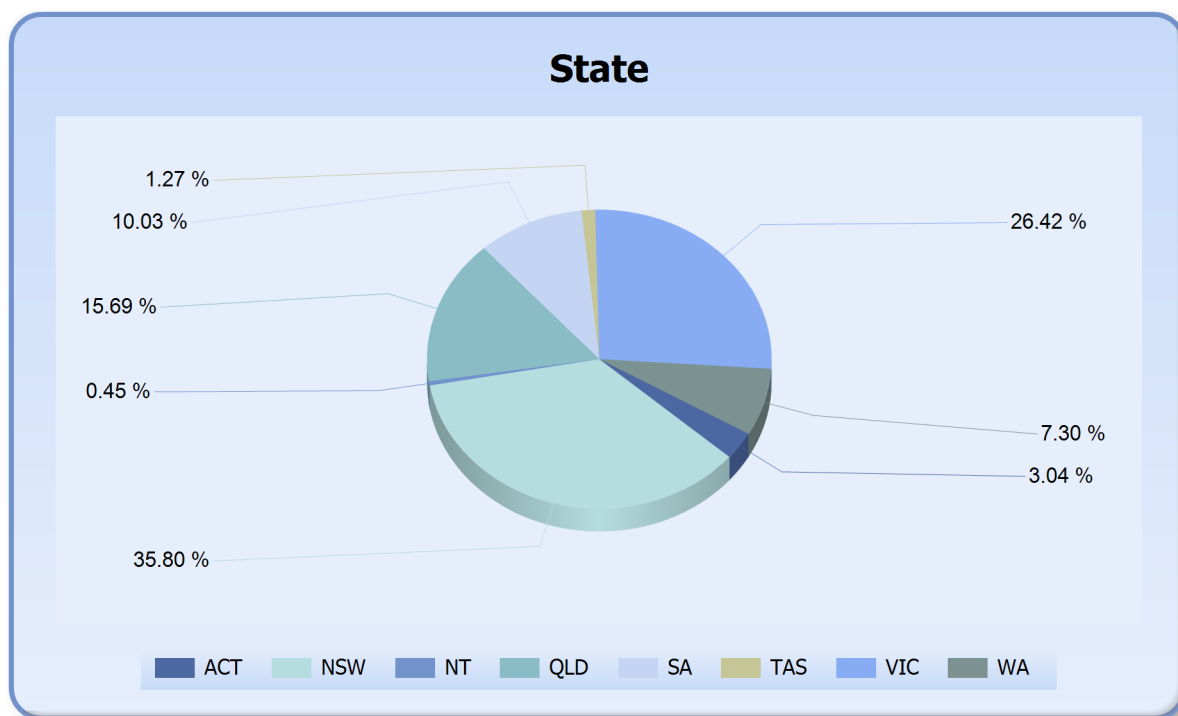
### Region



# IDOL Trust 2011-2

## General Collateral Report

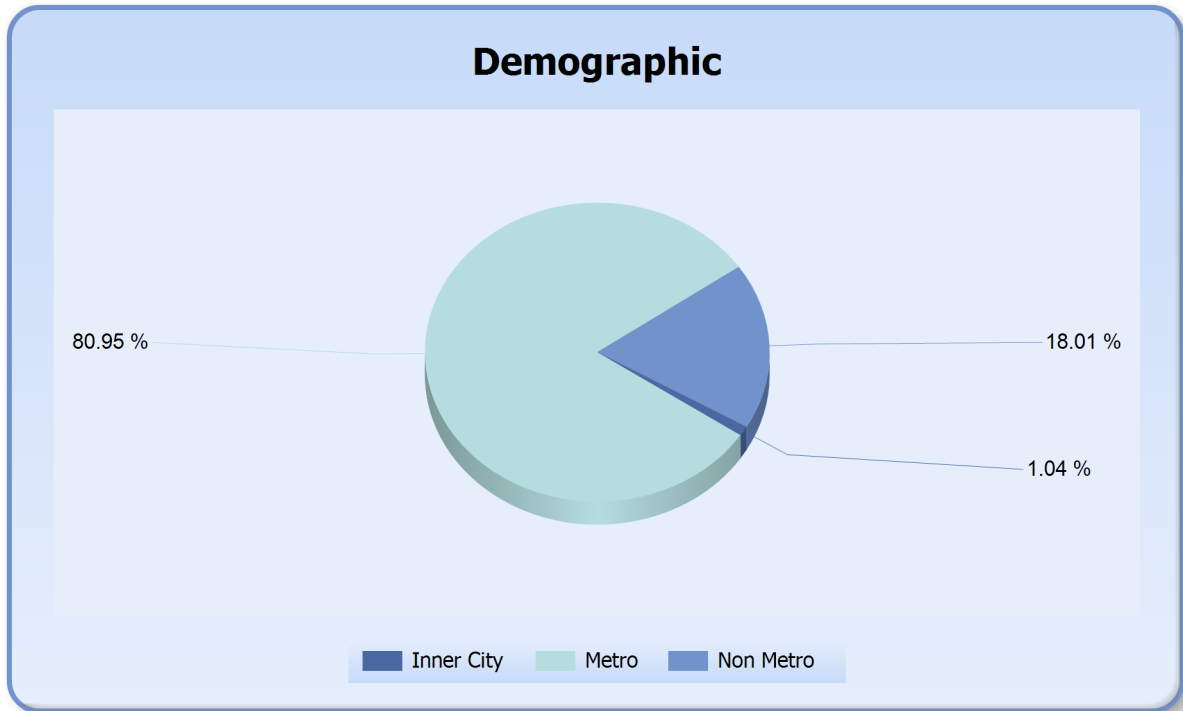
State	Current Balance	Current Balance %
ACT	\$14,306,064.08	3.04%
NSW	\$168,404,413.18	35.80%
NT	\$2,116,656.19	0.45%
QLD	\$73,784,034.89	15.69%
SA	\$47,198,111.83	10.03%
TAS	\$5,987,731.75	1.27%
VIC	\$124,271,520.89	26.42%
WA	\$34,323,421.14	7.30%
<b>Total</b>	<b>\$470,391,953.95</b>	<b>100.00%</b>



# IDOL Trust 2011-2

## General Collateral Report

Demographic	Current Balance	Current Balance %
Inner City	\$4,908,189.59	1.04%
Metro	\$380,767,696.84	80.95%
Non Metro	\$84,716,067.52	18.01%
<b>Total</b>	<b>\$470,391,953.95</b>	<b>100.00%</b>



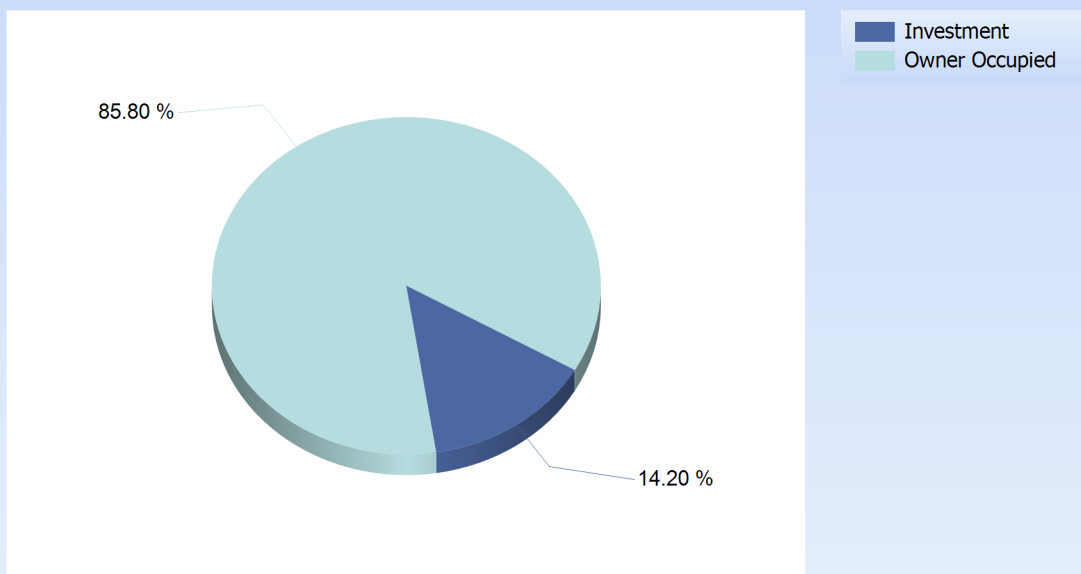


# IDOL Trust 2011-2

## General Collateral Report

Occupancy Type	Current Balance	Current Balance %
Investment	\$66,788,486.44	14.20%
Owner Occupied	\$403,603,467.51	85.80%
<b>Total</b>	<b>\$470,391,953.95</b>	<b>100.00%</b>

### Occupancy



# IDOL Trust 2011-2

## General Collateral Report

Document Type	Current Balance	Current Balance %
Full Doc	\$470,391,953.95	100%
<b>Total</b>	<b>\$470,391,953.95</b>	<b>100%</b>

