

# IDOL Trust 2011-2

## General Collateral Report

### Monthly Analysis Details:

Date of Pool Cut:	31 Jul 2014
Number of Loans:	1,996
Total Current Balance:	\$338,388,548.41
Total Original Balance:	\$482,506,122.26
Total Current Variable Balance:	\$325,640,240.79
Total Current Fixed Balance:	\$12,748,307.62
Fixed Rate Balance as % of Total:	3.77%
Maximum Current Loan Balance:	\$613,398.83
Maximum Original Loan Balance:	\$850,000.00
Maximum Current LVR:	90.69%
Average Current Loan Balance:	\$169,533.34
Average Original Loan Balance:	\$241,736.53
Weighted Average Current LVR:	54.59%

	Full Doc	Lo Doc	Total
% Insured Loans Covered by Genworth	97.33%	0.00%	97.33%
% Insured Loans Covered by QBE	2.67%	0.00%	2.67%
Total	100.00%	0.00%	100.00%

Weighted Average Borrower Interest Rate:	5.21%
Weighted Average Variable Borrower Interest Rate:	5.21%
Weighted Average Fixed Borrower Interest Rate:	5.28%

# IDOL Trust 2011-2

---

## General Collateral Report

	<b>Months</b>	<b>Years</b>
<b>Maximum Remaining Term:</b>	322.10	26.84
<b>Weighted Average Remaining Term:</b>	277.96	23.16
<b>Maximum Original Term:</b>	360.00	30.00
<b>Weighted Average Original Term:</b>	356.00	29.67
<b>Weighted Average Seasoning:</b>	77.91	6.49

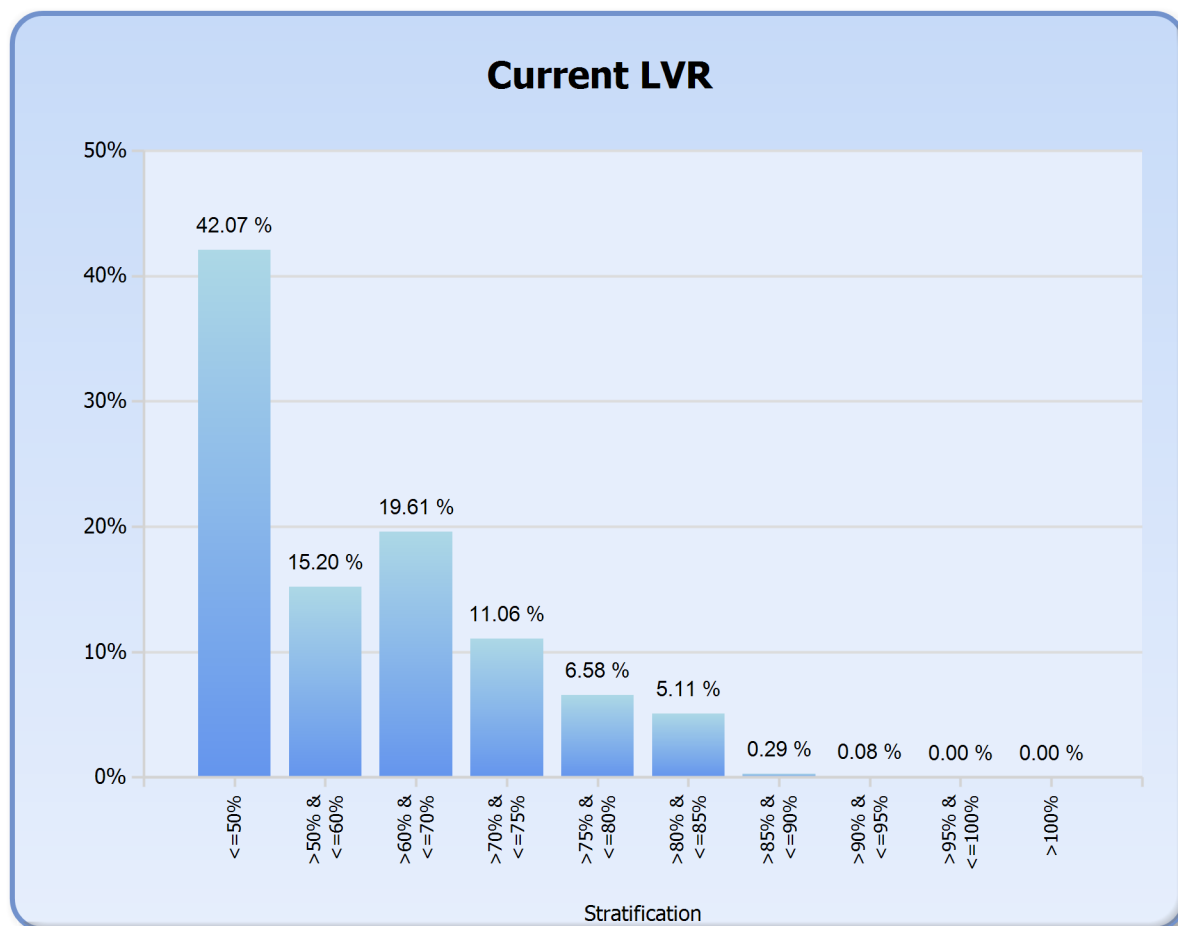
**Investment Properties as % of Total:** 14.99%

<b>Arrears Distribution:</b>	<b>Balance</b>
<b>&lt;= 30 days:</b>	\$337,565,940.23
<b>31 - 60 days:</b>	\$94,762.36
<b>61 - 90 days:</b>	\$0.00
<b>91+ days:</b>	\$727,845.82

# IDOL Trust 2011-2

## General Collateral Report

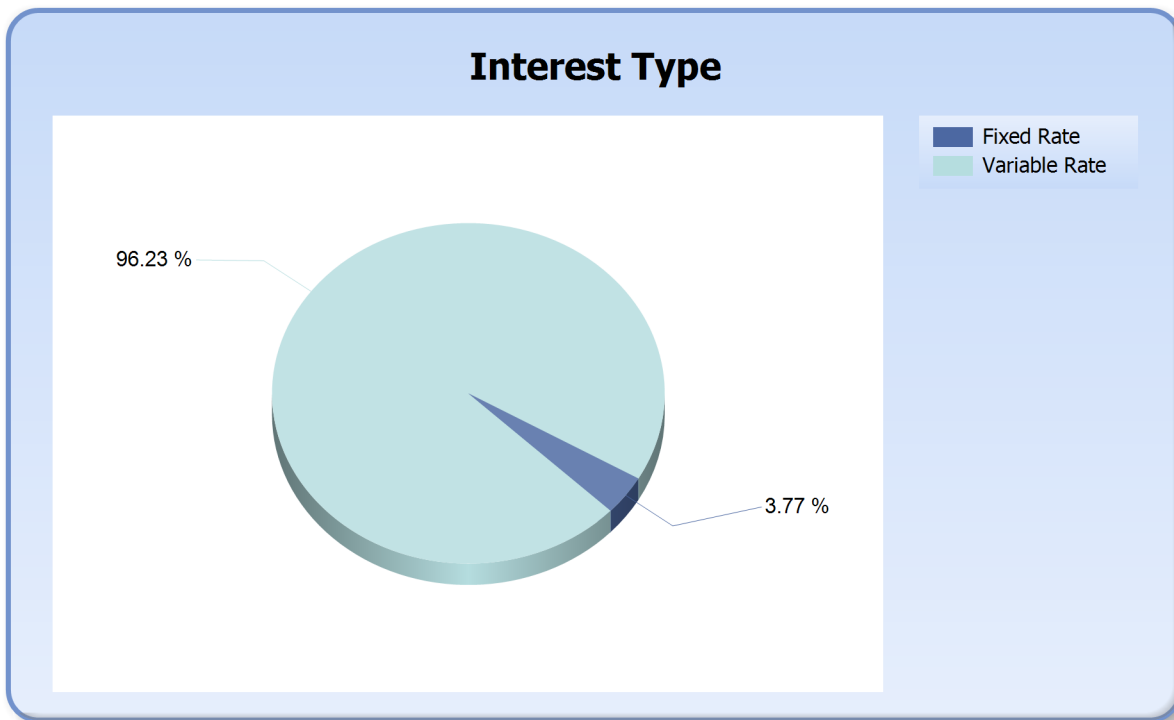
Current LVR	Current Balance	Current Balance %
<=50%	\$142,375,596.16	42.07%
>50% & <=60%	\$51,420,914.36	15.20%
>60% & <=70%	\$66,355,695.77	19.61%
>70% & <=75%	\$37,417,958.54	11.06%
>75% & <=80%	\$22,265,453.85	6.58%
>80% & <=85%	\$17,275,111.71	5.11%
>85% & <=90%	\$996,667.03	0.29%
>90% & <=95%	\$281,150.99	0.08%
>95% & <=100%	\$0.00	0.00%
>100%	\$0.00	0.00%
<b>Total</b>	<b>\$338,388,548.41</b>	<b>100.00%</b>



# IDOL Trust 2011-2

## General Collateral Report

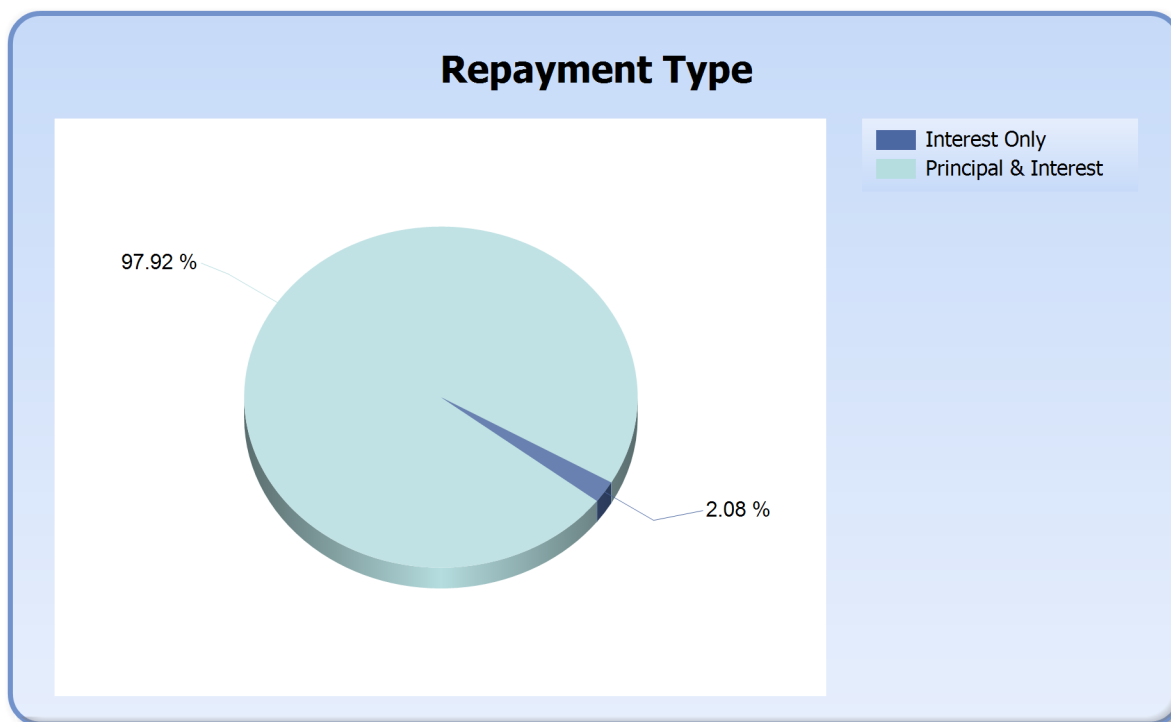
Interest Type	Current Balance	Current Balance %
FIXED RATE	\$12,748,307.62	3.77%
VARIABLE RATE	\$325,640,240.79	96.23%
<b>Total</b>	<b>\$338,388,548.41</b>	<b>100.00%</b>



# IDOL Trust 2011-2

## General Collateral Report

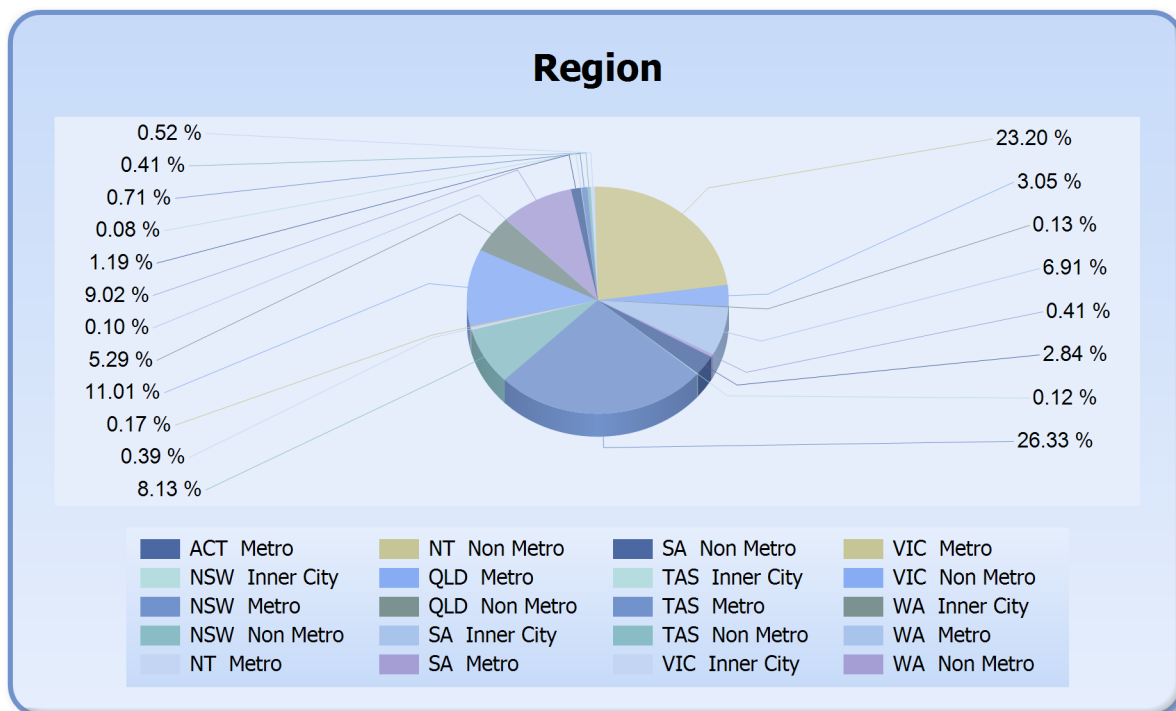
Repayment Type	Current Balance	Current Balance %
Interest Only	\$7,030,120.60	2.08%
Principal & Interest	\$331,358,427.81	97.92%
<b>Total</b>	<b>\$338,388,548.41</b>	<b>100.00%</b>



# IDOL Trust 2011-2

## General Collateral Report

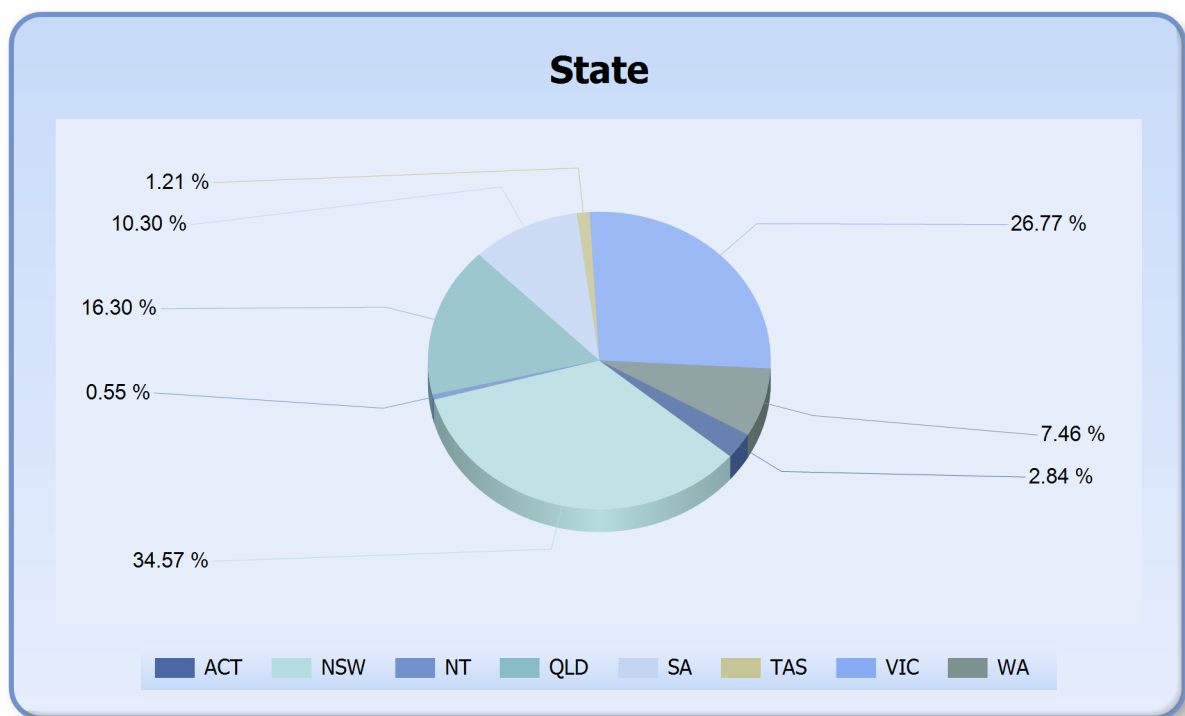
Region	Current Balance	Current Balance %
ACT Metro	\$9,597,539.09	2.84%
NSW Inner City	\$391,187.35	0.12%
NSW Metro	\$89,083,785.54	26.33%
NSW Non Metro	\$27,516,652.46	8.13%
NT Metro	\$1,309,387.73	0.39%
NT Non Metro	\$564,167.60	0.17%
QLD Metro	\$37,246,195.99	11.01%
QLD Non Metro	\$17,910,519.14	5.29%
SA Inner City	\$321,956.27	0.10%
SA Metro	\$30,517,383.69	9.02%
SA Non Metro	\$4,021,967.57	1.19%
TAS Inner City	\$277,083.73	0.08%
TAS Metro	\$2,417,493.46	0.71%
TAS Non Metro	\$1,399,137.26	0.41%
VIC Inner City	\$1,754,269.39	0.52%
VIC Metro	\$78,499,533.71	23.20%
VIC Non Metro	\$10,327,023.90	3.05%
WA Inner City	\$451,497.14	0.13%
WA Metro	\$23,384,320.99	6.91%
WA Non Metro	\$1,397,446.40	0.41%
<b>Total</b>	<b>\$338,388,548.41</b>	<b>100.00%</b>



# IDOL Trust 2011-2

## General Collateral Report

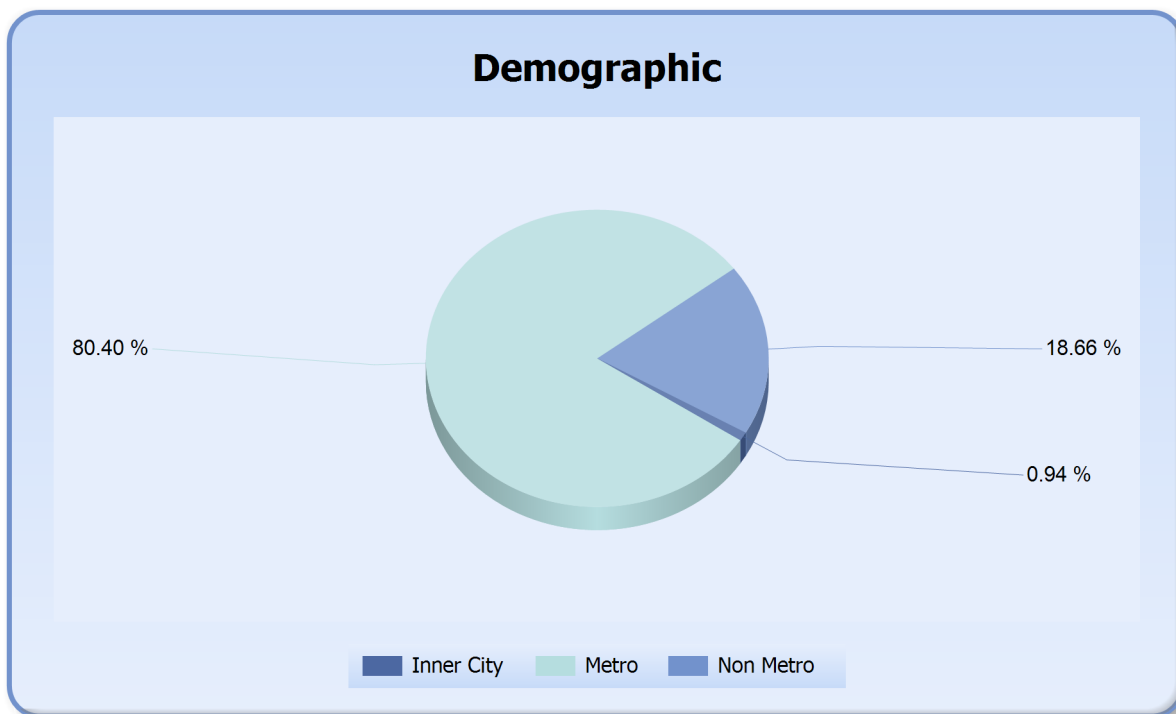
State	Current Balance	Current Balance %
ACT	\$9,597,539.09	2.84%
NSW	\$116,991,625.35	34.57%
NT	\$1,873,555.33	0.55%
QLD	\$55,156,715.13	16.30%
SA	\$34,861,307.53	10.30%
TAS	\$4,093,714.45	1.21%
VIC	\$90,580,827.00	26.77%
WA	\$25,233,264.53	7.46%
<b>Total</b>	<b>\$338,388,548.41</b>	<b>100.00%</b>



# IDOL Trust 2011-2

## General Collateral Report

Demographic	Current Balance	Current Balance %
Inner City	\$3,195,993.88	0.94%
Metro	\$272,055,640.20	80.40%
Non Metro	\$63,136,914.33	18.66%
<b>Total</b>	<b>\$338,388,548.41</b>	<b>100.00%</b>



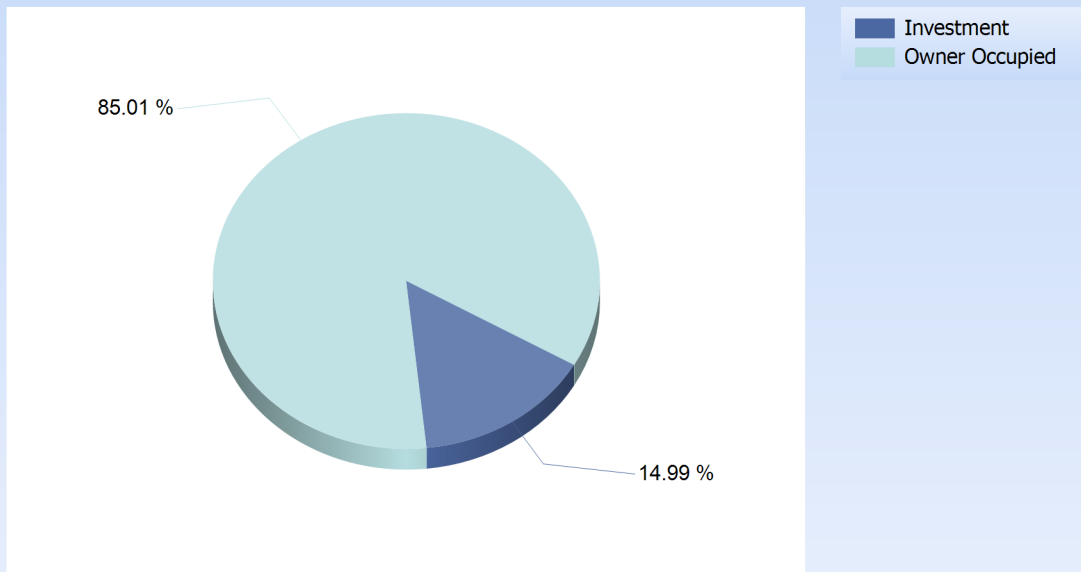


# IDOL Trust 2011-2

## General Collateral Report

Occupancy Type	Current Balance	Current Balance %
Investment	\$50,709,204.11	14.99%
Owner Occupied	\$287,679,344.30	85.01%
<b>Total</b>	<b>\$338,388,548.41</b>	<b>100.00%</b>

### Occupancy



# IDOL Trust 2011-2

## General Collateral Report

Document Type	Current Balance	Current Balance %
Full Doc	\$338,388,548.41	100.00%
<b>Total</b>	<b>\$338,388,548.41</b>	<b>100.00%</b>

