

# IDOL Trust 2011-2

## General Collateral Report

### Monthly Analysis Details:

<b>Date of Pool Cut:</b>	<b>30 Apr 2015</b>
<b>Number of Loans:</b>	<b>1,693</b>
<b>Total Current Balance:</b>	<b>\$267,631,522.31</b>
<b>Total Original Balance:</b>	<b>\$405,972,323.79</b>
<b>Total Current Variable Balance:</b>	<b>\$256,325,732.50</b>
<b>Total Current Fixed Balance:</b>	<b>\$11,305,789.81</b>
<b>Fixed Rate Balance as % of Total:</b>	<b>4.22%</b>
<b>Maximum Current Loan Balance:</b>	<b>\$603,501.68</b>
<b>Maximum Original Loan Balance:</b>	<b>\$765,000.00</b>
<b>Maximum Current LVR:</b>	<b>90.68%</b>
<b>Average Current Loan Balance:</b>	<b>\$158,081.23</b>
<b>Average Original Loan Balance:</b>	<b>\$239,794.64</b>
<b>Weighted Average Current LVR:</b>	<b>53.19%</b>

	<b>Full Doc</b>	<b>Lo Doc</b>	<b>Total</b>
% Insured Loans Covered by Genworth	97.20%	0.00%	97.20%
% Insured Loans Covered by QBE	2.80%	0.00%	2.80%
<b>Total</b>	<b>100.00%</b>	<b>0.00%</b>	<b>100.00%</b>

<b>Weighted Average Borrower Interest Rate:</b>	<b>4.96%</b>
<b>Weighted Average Variable Borrower Interest Rate:</b>	<b>4.96%</b>
<b>Weighted Average Fixed Borrower Interest Rate:</b>	<b>5.05%</b>

# IDOL Trust 2011-2

---

## General Collateral Report

	<b>Months</b>	<b>Years</b>
<b>Maximum Remaining Term:</b>	313.20	26.10
<b>Weighted Average Remaining Term:</b>	268.40	22.37
<b>Maximum Original Term:</b>	360.00	30.00
<b>Weighted Average Original Term:</b>	356.08	29.67
<b>Weighted Average Seasoning:</b>	87.57	7.30

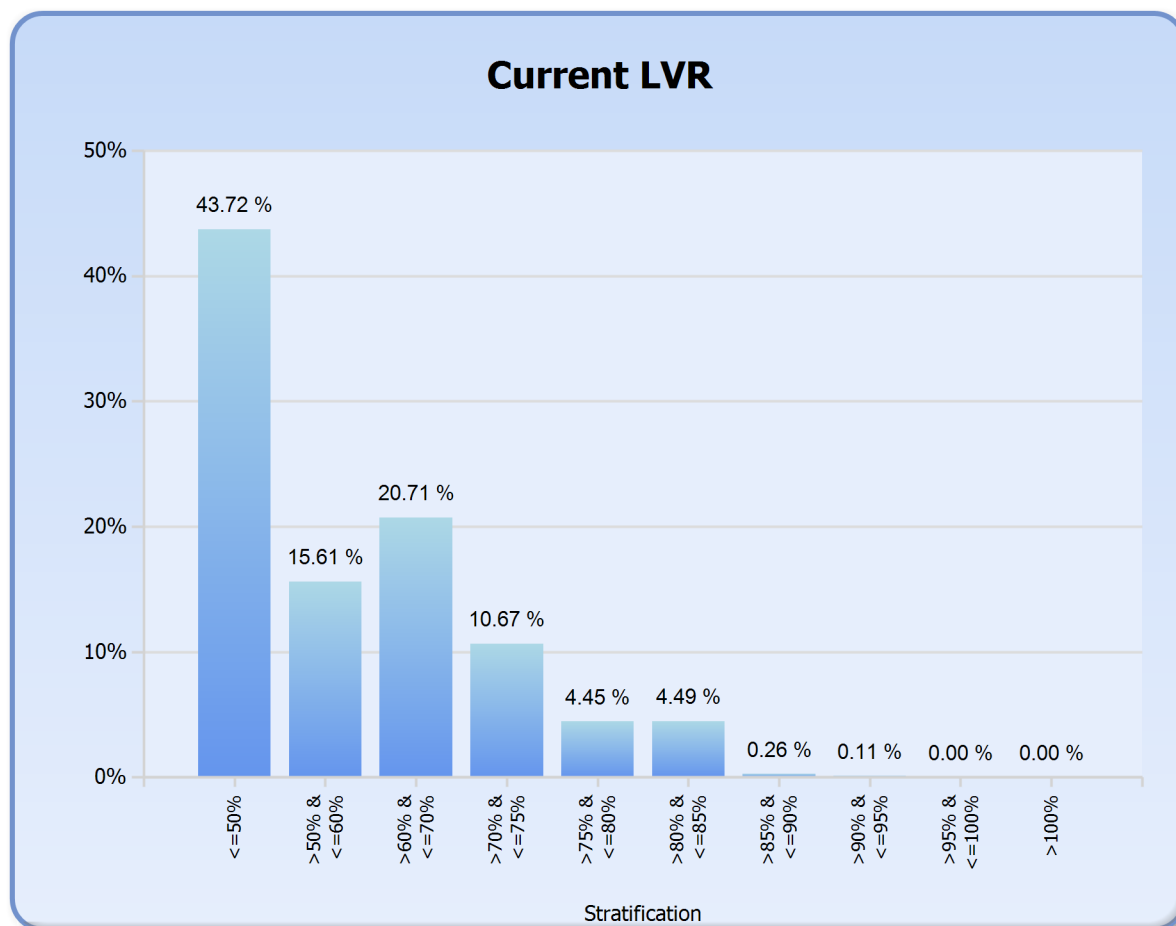
**Investment Properties as % of Total:** 14.83%

<b>Arrears Distribution:</b>	<b>Balance</b>
<= 30 days:	\$266,045,719.48
31 - 60 days:	\$1,303,886.04
61 - 90 days:	\$0.00
91+ days:	\$281,916.79

# IDOL Trust 2011-2

## General Collateral Report

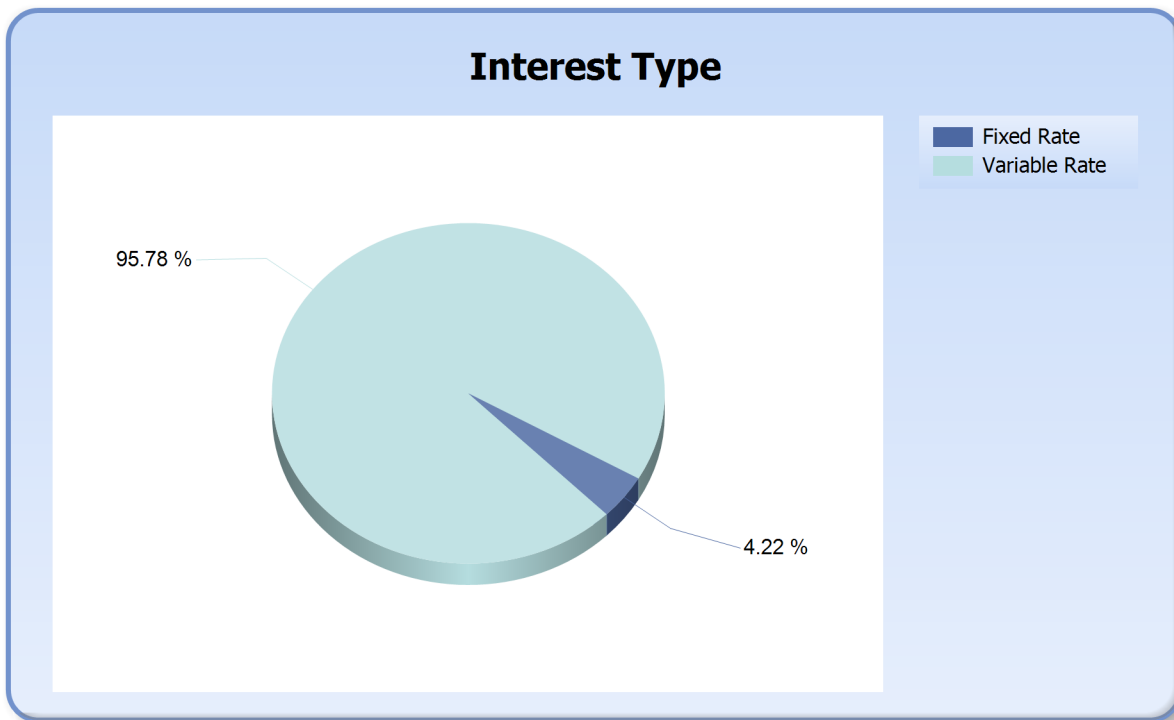
Current LVR	Current Balance	Current Balance %
<=50%	\$116,996,622.24	43.72%
>50% & <=60%	\$41,769,156.18	15.61%
>60% & <=70%	\$55,415,562.02	20.71%
>70% & <=75%	\$28,554,672.55	10.67%
>75% & <=80%	\$11,905,523.63	4.45%
>80% & <=85%	\$12,017,411.60	4.49%
>85% & <=90%	\$691,460.23	0.26%
>90% & <=95%	\$281,113.86	0.10%
>95% & <=100%	\$0.00	0.00%
>100%	\$0.00	0.00%
<b>Total</b>	<b>\$267,631,522.31</b>	<b>100.00%</b>



# IDOL Trust 2011-2

## General Collateral Report

Interest Type	Current Balance	Current Balance %
FIXED RATE	\$11,305,789.81	4.22%
VARIABLE RATE	\$256,325,732.50	95.78%
<b>Total</b>	<b>\$267,631,522.31</b>	<b>100.00%</b>



# IDOL Trust 2011-2

---

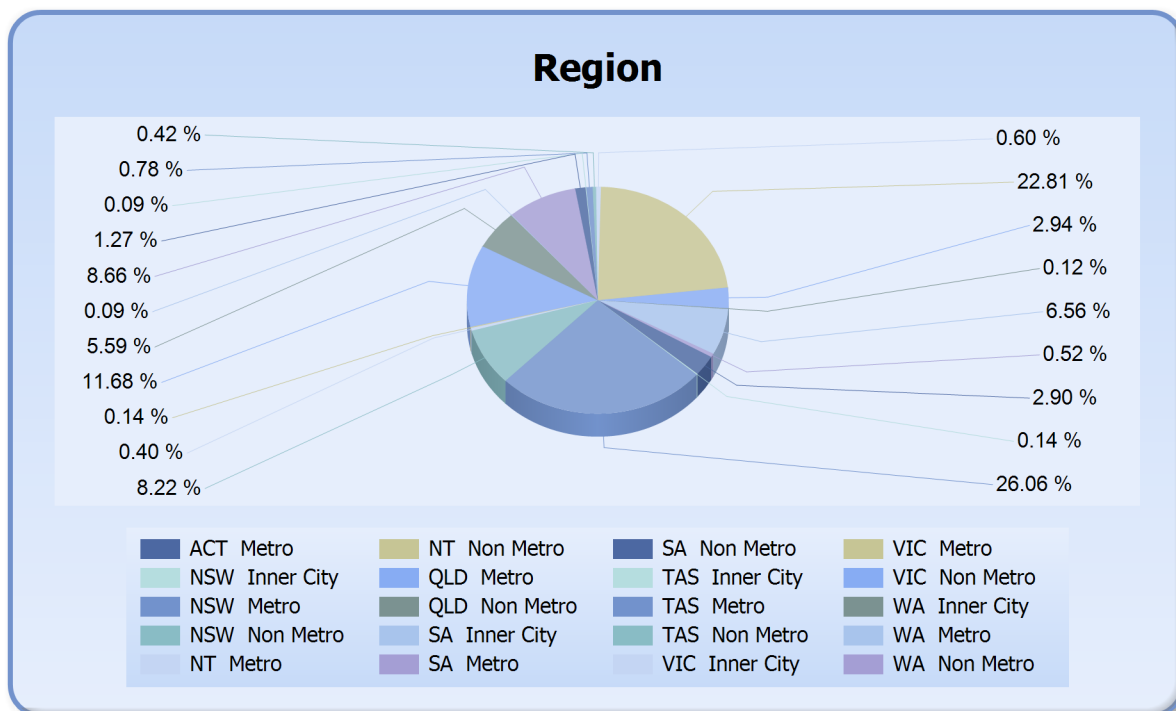
## General Collateral Report

Repayment Type	Current Balance	Current Balance %
Interest Only	\$688,254.27	0.26%
Principal & Interest	\$266,943,268.04	99.74%
<b>Total</b>	<b>\$267,631,522.31</b>	<b>100.00%</b>

# IDOL Trust 2011-2

## General Collateral Report

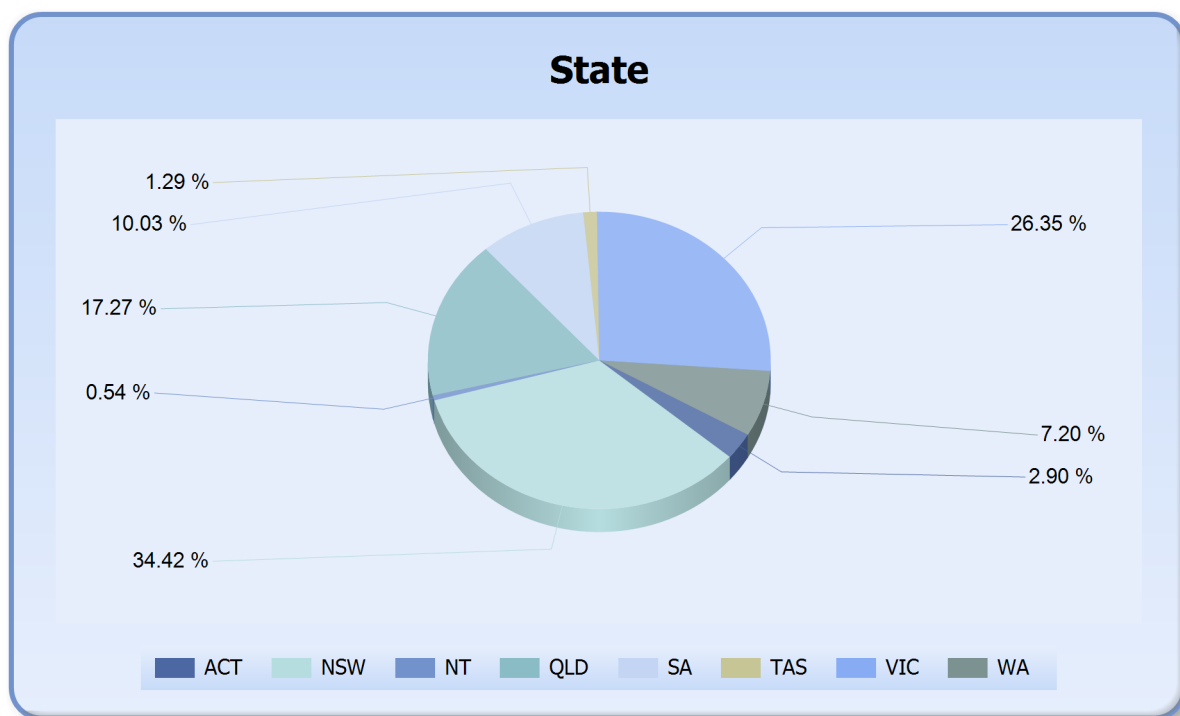
Region	Current Balance	Current Balance %
ACT Metro	\$7,773,659.12	2.90%
NSW Inner City	\$385,066.71	0.14%
NSW Metro	\$69,736,152.14	26.06%
NSW Non Metro	\$22,008,992.42	8.22%
NT Metro	\$1,083,134.10	0.40%
NT Non Metro	\$366,859.86	0.14%
QLD Metro	\$31,260,809.67	11.68%
QLD Non Metro	\$14,953,818.21	5.59%
SA Inner City	\$252,720.74	0.09%
SA Metro	\$23,185,649.35	8.66%
SA Non Metro	\$3,396,397.08	1.27%
TAS Inner City	\$244,309.34	0.09%
TAS Metro	\$2,076,413.75	0.78%
TAS Non Metro	\$1,126,120.79	0.42%
VIC Inner City	\$1,601,090.69	0.60%
VIC Metro	\$61,035,985.39	22.81%
VIC Non Metro	\$7,878,864.30	2.94%
WA Inner City	\$310,100.34	0.12%
WA Metro	\$17,568,818.11	6.56%
WA Non Metro	\$1,386,560.20	0.52%
<b>Total</b>	<b>\$267,631,522.31</b>	<b>100.00%</b>



# IDOL Trust 2011-2

## General Collateral Report

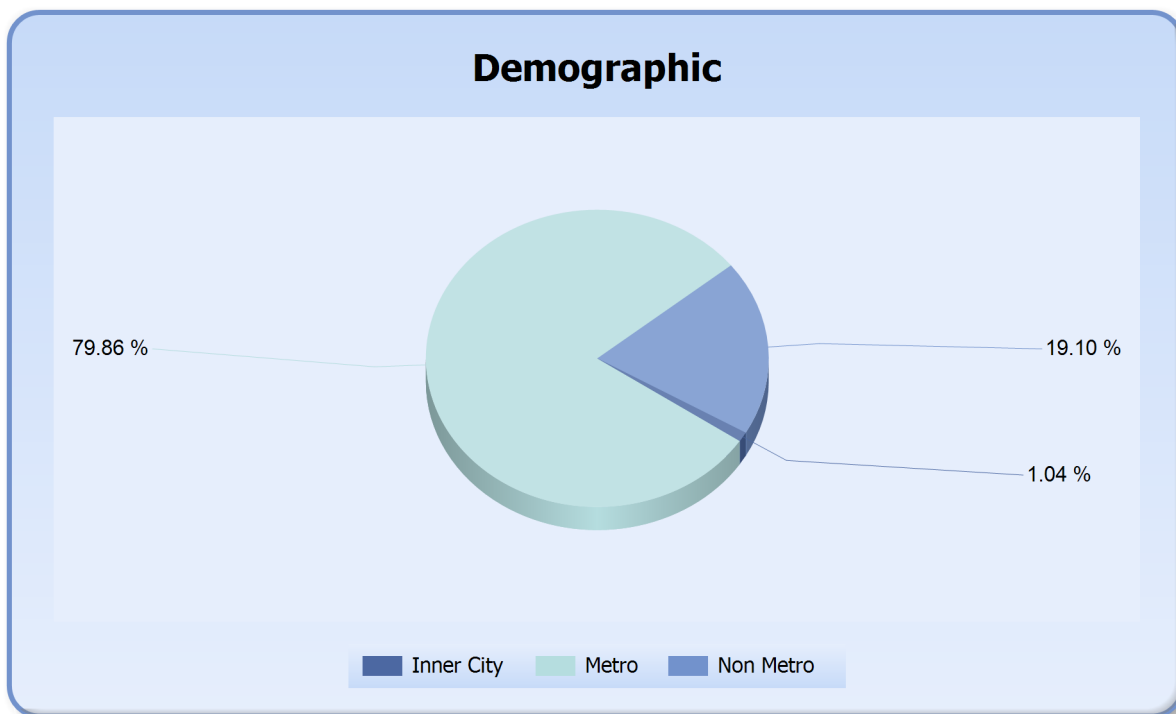
State	Current Balance	Current Balance %
ACT	\$7,773,659.12	2.90%
NSW	\$92,130,211.27	34.42%
NT	\$1,449,993.96	0.54%
QLD	\$46,214,627.88	17.27%
SA	\$26,834,767.17	10.03%
TAS	\$3,446,843.88	1.29%
VIC	\$70,515,940.38	26.35%
WA	\$19,265,478.65	7.20%
<b>Total</b>	<b>\$267,631,522.31</b>	<b>100.00%</b>



# IDOL Trust 2011-2

## General Collateral Report

Demographic	Current Balance	Current Balance %
Inner City	\$2,793,287.82	1.04%
Metro	\$213,720,621.63	79.86%
Non Metro	\$51,117,612.86	19.10%
<b>Total</b>	<b>\$267,631,522.31</b>	<b>100.00%</b>



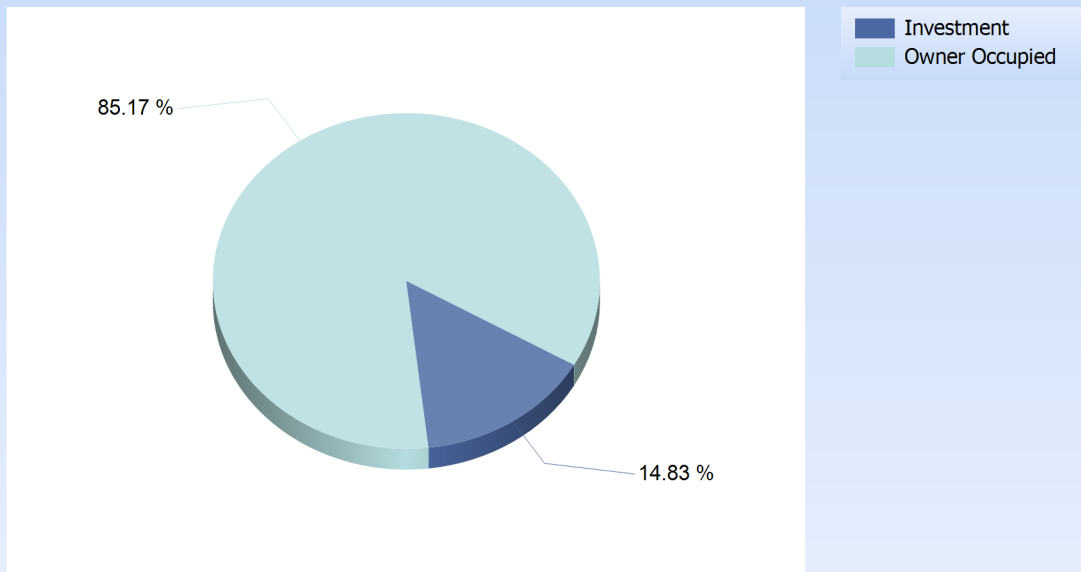


# IDOL Trust 2011-2

## General Collateral Report

Occupancy Type	Current Balance	Current Balance %
Investment	\$39,677,963.05	14.83%
Owner Occupied	\$227,953,559.26	85.17%
<b>Total</b>	<b>\$267,631,522.31</b>	<b>100.00%</b>

### Occupancy



# IDOL Trust 2011-2

## General Collateral Report

Document Type	Current Balance	Current Balance %
Full Doc	\$267,631,522.31	100.00%
<b>Total</b>	<b>\$267,631,522.31</b>	<b>100.00%</b>

