

# IDOL Trust 2011-1

## General Collateral Report

### Monthly Analysis Details:

<b>Date of Pool Cut:</b>	<b>31 Jul 2011</b>
<b>Number of Loans:</b>	<b>3,664</b>
<b>Total Current Balance:</b>	<b>\$778,171,884.43</b>
<b>Total Original Balance:</b>	<b>\$890,396,101.26</b>
<b>Total Current Variable Balance:</b>	<b>\$769,229,128.50</b>
<b>Total Current Fixed Balance:</b>	<b>\$8,942,755.93</b>
<b>Fixed Rate Balance as % of Total:</b>	<b>1.15%</b>
<b>Maximum Current Loan Balance:</b>	<b>\$729,504.04</b>
<b>Maximum Original Loan Balance:</b>	<b>\$850,000.00</b>
<b>Maximum Current LVR:</b>	<b>95.91%</b>
<b>Average Current Loan Balance:</b>	<b>\$212,383.16</b>
<b>Average Original Loan Balance:</b>	<b>\$243,012.04</b>
<b>Weighted Average Current LVR:</b>	<b>65.37%</b>

	<b>Full Doc</b>	<b>Lo Doc</b>	<b>Total</b>
% Insured Loans Covered by Genworth	99.87%	0.00%	99.87%
% Insured Loans Covered by PMI	0.13%	0.00%	0.13%
<b>Total</b>	<b>100.00%</b>	<b>0.00%</b>	<b>100.00%</b>

<b>Weighted Average Borrower Interest Rate:</b>	<b>7.13%</b>
<b>Weighted Average Variable Borrower Interest Rate:</b>	<b>7.12%</b>
<b>Weighted Average Fixed Borrower Interest Rate:</b>	<b>7.61%</b>

# IDOL Trust 2011-1

---

## General Collateral Report

	<b>Months</b>	<b>Years</b>
<b>Maximum Remaining Term:</b>	354.50	29.54
<b>Weighted Average Remaining Term:</b>	306.19	25.52
<b>Maximum Original Term:</b>	360.00	30.00
<b>Weighted Average Original Term:</b>	354.83	29.57
<b>Weighted Average Seasoning:</b>	48.53	4.04

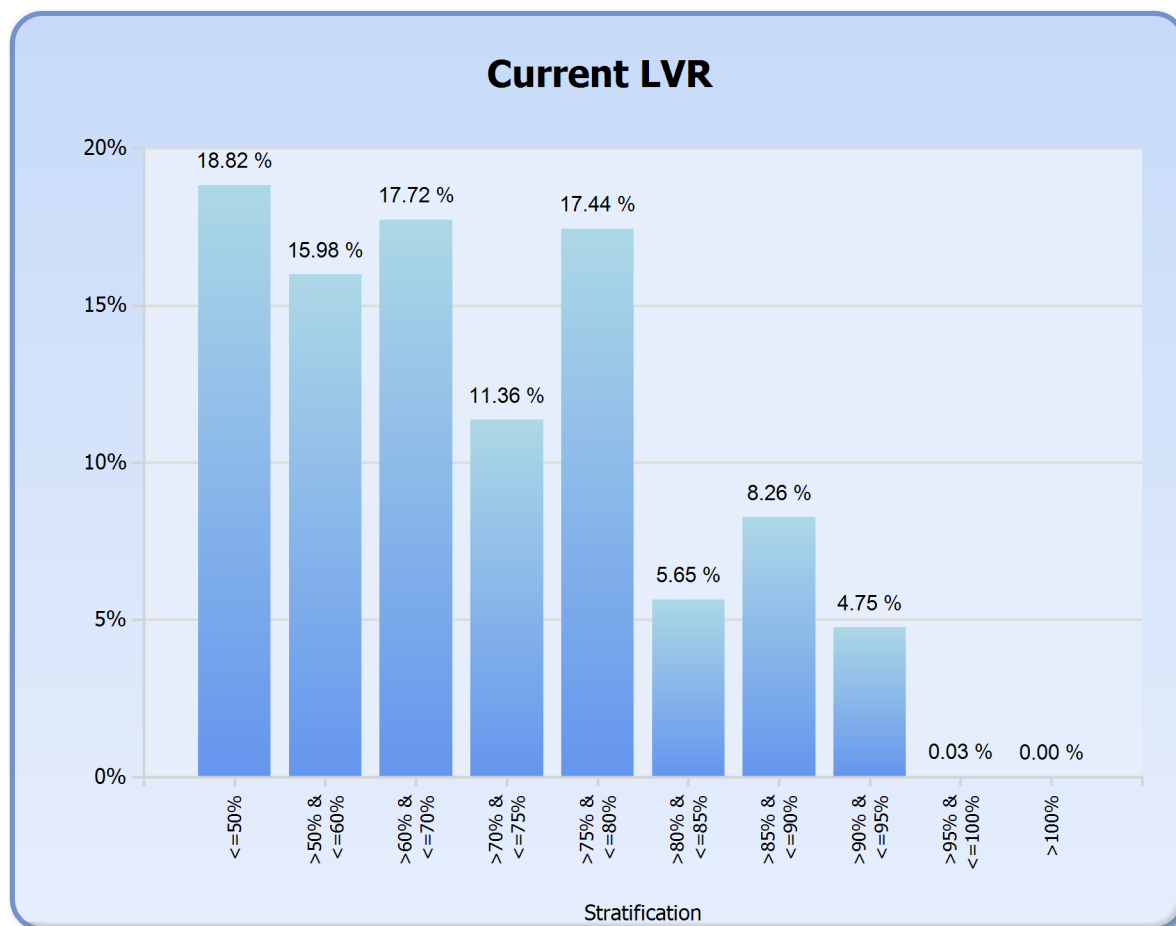
**Investment Properties as % of Total:** 13.79%

<b>Arrears Distribution:</b>	<b>Balance</b>
<= 30 days:	\$777,196,600.47
31 - 60 days:	\$881,929.30
61 - 90 days:	\$93,354.66
91+ days:	\$0.00

# IDOL Trust 2011-1

## General Collateral Report

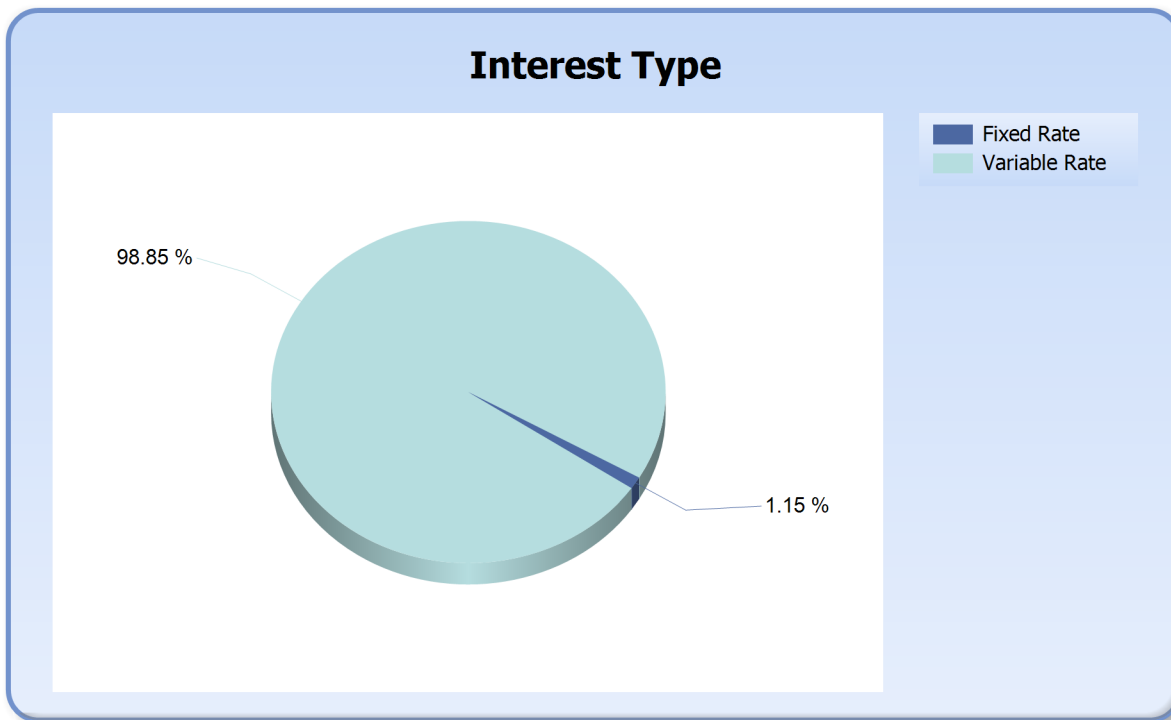
Current LVR	Current Balance	Current Balance %
<=50%	\$146,454,613.80	18.82%
>50% & <=60%	\$124,350,350.25	15.98%
>60% & <=70%	\$137,922,519.44	17.72%
>70% & <=75%	\$88,364,350.36	11.36%
>75% & <=80%	\$135,676,148.62	17.44%
>80% & <=85%	\$43,937,224.02	5.65%
>85% & <=90%	\$64,273,284.80	8.26%
>90% & <=95%	\$36,990,979.55	4.75%
>95% & <=100%	\$202,413.59	0.03%
>100%	\$0.00	0.00%
<b>Total</b>	<b>\$778,171,884.43</b>	<b>100.00%</b>



# IDOL Trust 2011-1

## General Collateral Report

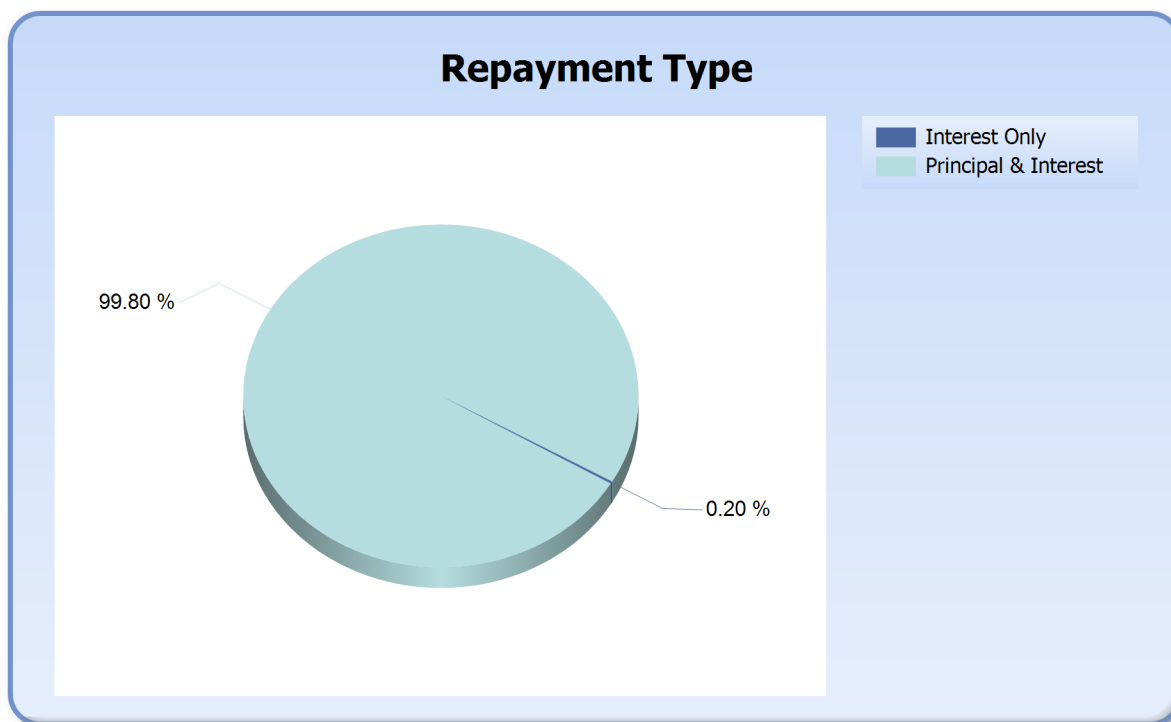
Interest Type	Current Balance	Current Balance %
Fixed Rate	\$8,942,755.93	1.15%
Variable Rate	\$769,229,128.50	98.85%
<b>Total</b>	<b>\$778,171,884.43</b>	<b>100.00%</b>



# IDOL Trust 2011-1

## General Collateral Report

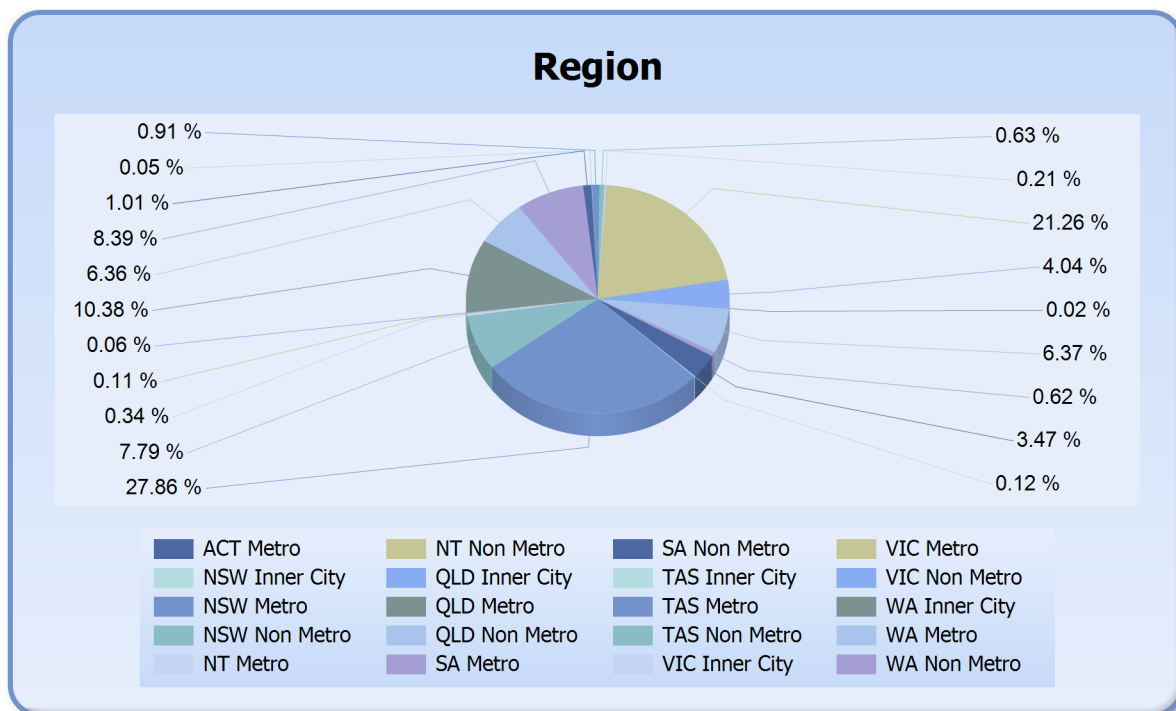
Repayment Type	Current Balance	Current Balance %
Interest Only	\$1,586,466.49	0.20%
Principal & Interest	\$776,585,417.94	99.80%
<b>Total</b>	<b>\$778,171,884.43</b>	<b>100.00%</b>



# IDOL Trust 2011-1

## General Collateral Report

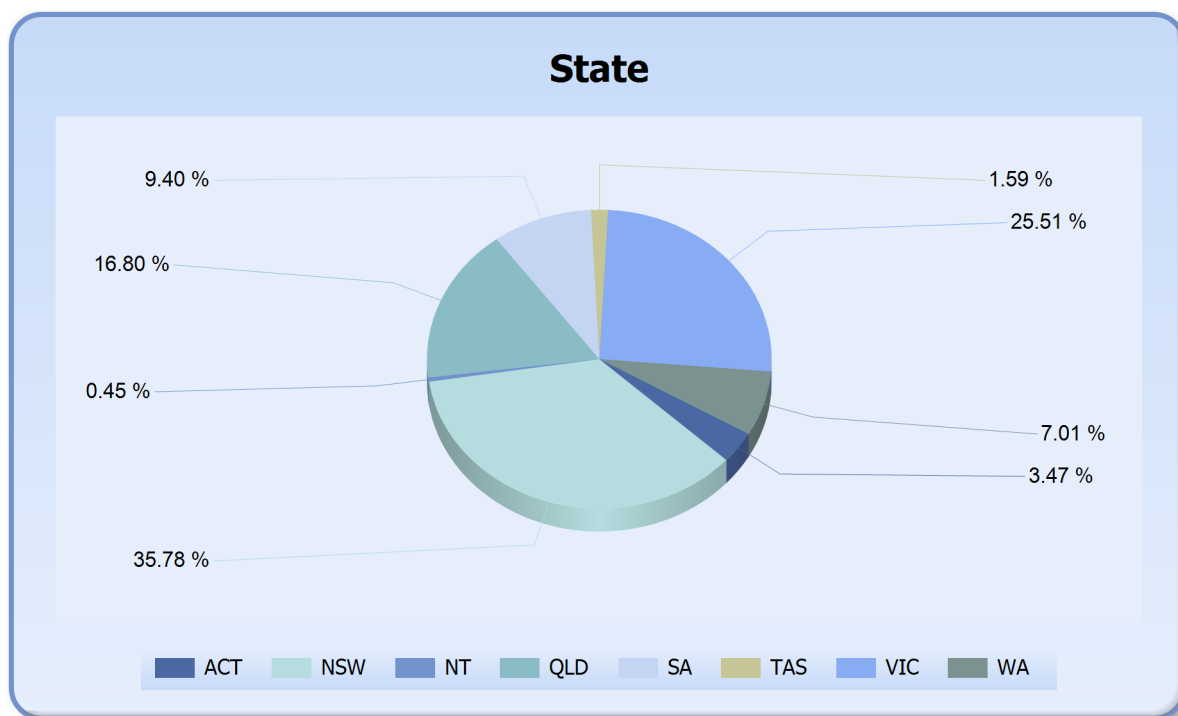
Region	Current Balance	Current Balance %
ACT Metro	\$26,994,712.20	3.47%
NSW Inner City	\$962,266.17	0.12%
NSW Metro	\$216,813,033.21	27.86%
NSW Non Metro	\$60,635,227.26	7.79%
NT Metro	\$2,681,608.64	0.34%
NT Non Metro	\$835,596.04	0.11%
QLD Inner City	\$468,774.51	0.06%
QLD Metro	\$80,764,354.59	10.38%
QLD Non Metro	\$49,464,450.08	6.36%
SA Metro	\$65,292,511.54	8.39%
SA Non Metro	\$7,838,468.23	1.01%
TAS Inner City	\$371,152.89	0.05%
TAS Metro	\$7,060,769.70	0.91%
TAS Non Metro	\$4,914,092.62	0.63%
VIC Inner City	\$1,624,876.29	0.21%
VIC Metro	\$165,458,517.21	21.26%
VIC Non Metro	\$31,407,847.27	4.04%
WA Inner City	\$117,519.48	0.02%
WA Metro	\$49,608,153.31	6.37%
WA Non Metro	\$4,857,953.19	0.62%
<b>Total</b>	<b>\$778,171,884.43</b>	<b>100.00%</b>



# IDOL Trust 2011-1

## General Collateral Report

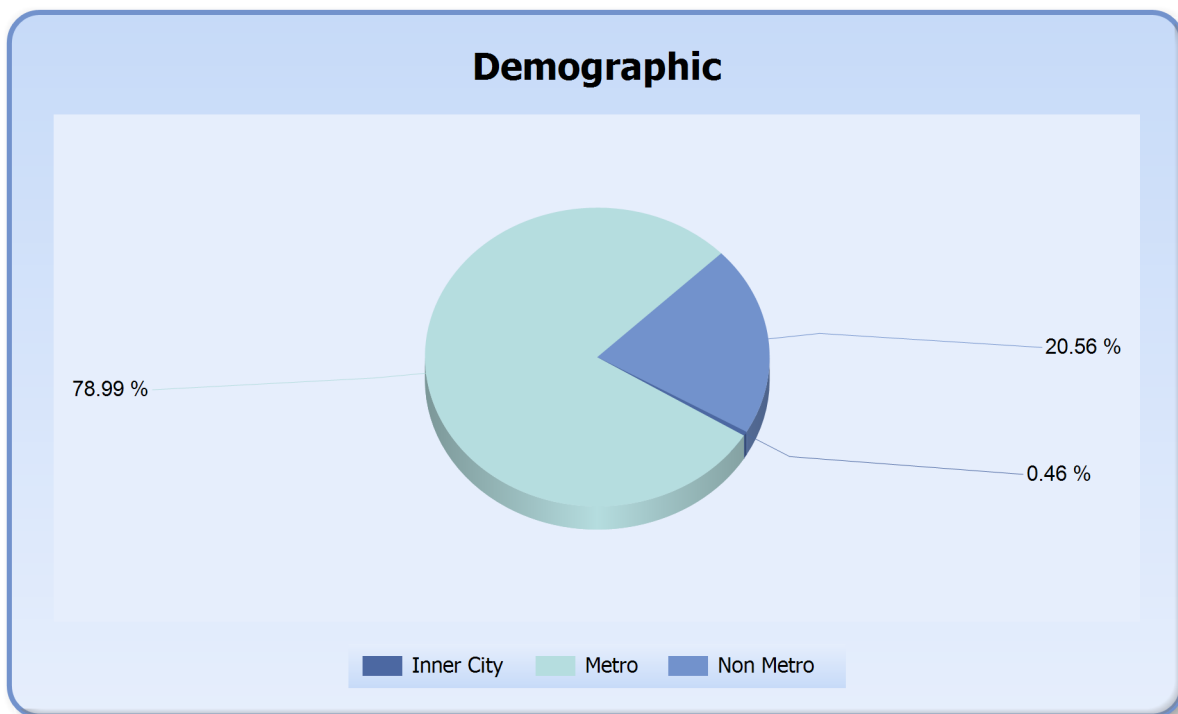
State	Current Balance	Current Balance %
ACT	\$26,994,712.20	3.47%
NSW	\$278,410,526.64	35.78%
NT	\$3,517,204.68	0.45%
QLD	\$130,697,579.18	16.80%
SA	\$73,130,979.77	9.40%
TAS	\$12,346,015.21	1.59%
VIC	\$198,491,240.77	25.51%
WA	\$54,583,625.98	7.01%
<b>Total</b>	<b>\$778,171,884.43</b>	<b>100.00%</b>



# IDOL Trust 2011-1

## General Collateral Report

Demographic	Current Balance	Current Balance %
Inner City	\$3,544,589.34	0.46%
Metro	\$614,673,660.40	78.99%
Non Metro	\$159,953,634.69	20.56%
<b>Total</b>	<b>\$778,171,884.43</b>	<b>100.00%</b>



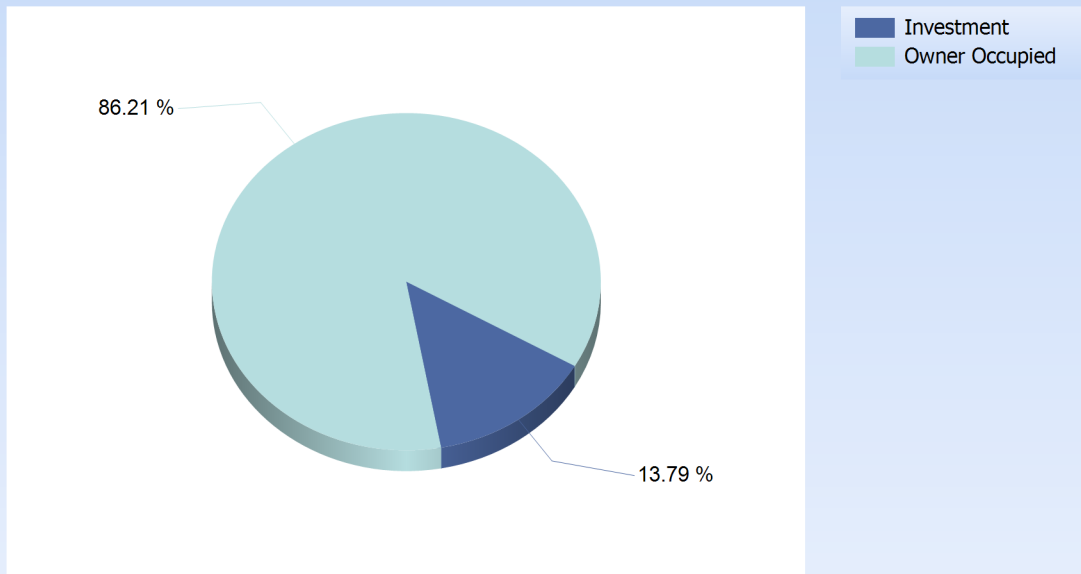


# IDOL Trust 2011-1

## General Collateral Report

Occupancy Type	Current Balance	Current Balance %
Investment	\$107,330,864.32	13.79%
Owner Occupied	\$670,841,020.11	86.21%
<b>Total</b>	<b>\$778,171,884.43</b>	<b>100.00%</b>

### Occupancy



# IDOL Trust 2011-1

## General Collateral Report

Document Type	Current Balance	Current Balance %
Full Doc	\$778,171,884.43	100%
<b>Total</b>	<b>\$778,171,884.43</b>	<b>100%</b>

