

# IDOL Trust 2011-1

## General Collateral Report

### Monthly Analysis Details:

<b>Date of Pool Cut:</b>	<b>31 May 2015</b>
<b>Number of Loans:</b>	<b>1,594</b>
<b>Total Current Balance:</b>	<b>\$250,559,605.24</b>
<b>Total Original Balance:</b>	<b>\$378,589,896.87</b>
<b>Total Current Variable Balance:</b>	<b>\$239,901,759.72</b>
<b>Total Current Fixed Balance:</b>	<b>\$10,657,845.52</b>
<b>Fixed Rate Balance as % of Total:</b>	<b>4.25%</b>
<b>Maximum Current Loan Balance:</b>	<b>\$541,716.72</b>
<b>Maximum Original Loan Balance:</b>	<b>\$760,000.00</b>
<b>Maximum Current LVR:</b>	<b>93.45%</b>
<b>Average Current Loan Balance:</b>	<b>\$157,189.21</b>
<b>Average Original Loan Balance:</b>	<b>\$237,509.35</b>
<b>Weighted Average Current LVR:</b>	<b>57.51%</b>

	<b>Full Doc</b>	<b>Lo Doc</b>	<b>Total</b>
% Insured Loans Covered by Genworth	99.84%	0.00%	99.84%
% Insured Loans Covered by QBE	0.16%	0.00%	0.16%
<b>Total</b>	<b>100.00%</b>	<b>0.00%</b>	<b>100.00%</b>

<b>Weighted Average Borrower Interest Rate:</b>	<b>4.72%</b>
<b>Weighted Average Variable Borrower Interest Rate:</b>	<b>4.71%</b>
<b>Weighted Average Fixed Borrower Interest Rate:</b>	<b>4.92%</b>

# IDOL Trust 2011-1

---

## General Collateral Report

	<b>Months</b>	<b>Years</b>
<b>Maximum Remaining Term:</b>	308.40	25.70
<b>Weighted Average Remaining Term:</b>	261.72	21.81
<b>Maximum Original Term:</b>	360.00	30.00
<b>Weighted Average Original Term:</b>	355.86	29.66
<b>Weighted Average Seasoning:</b>	94.05	7.84

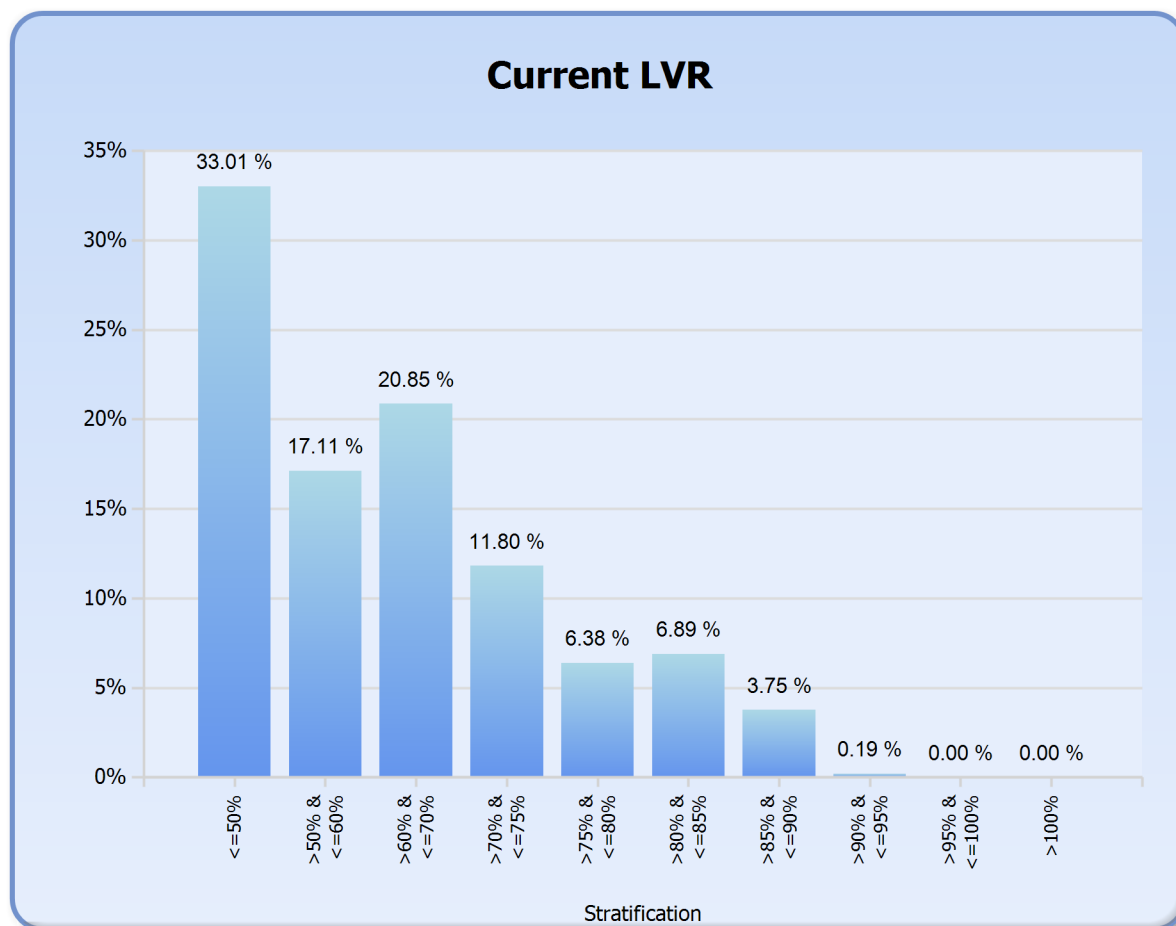
**Investment Properties as % of Total:** 15.46%

<b>Arrears Distribution:</b>	<b>Balance</b>
<= 30 days:	\$248,640,639.87
31 - 60 days:	\$990,706.28
61 - 90 days:	\$279,251.49
91+ days:	\$649,007.60

# IDOL Trust 2011-1

## General Collateral Report

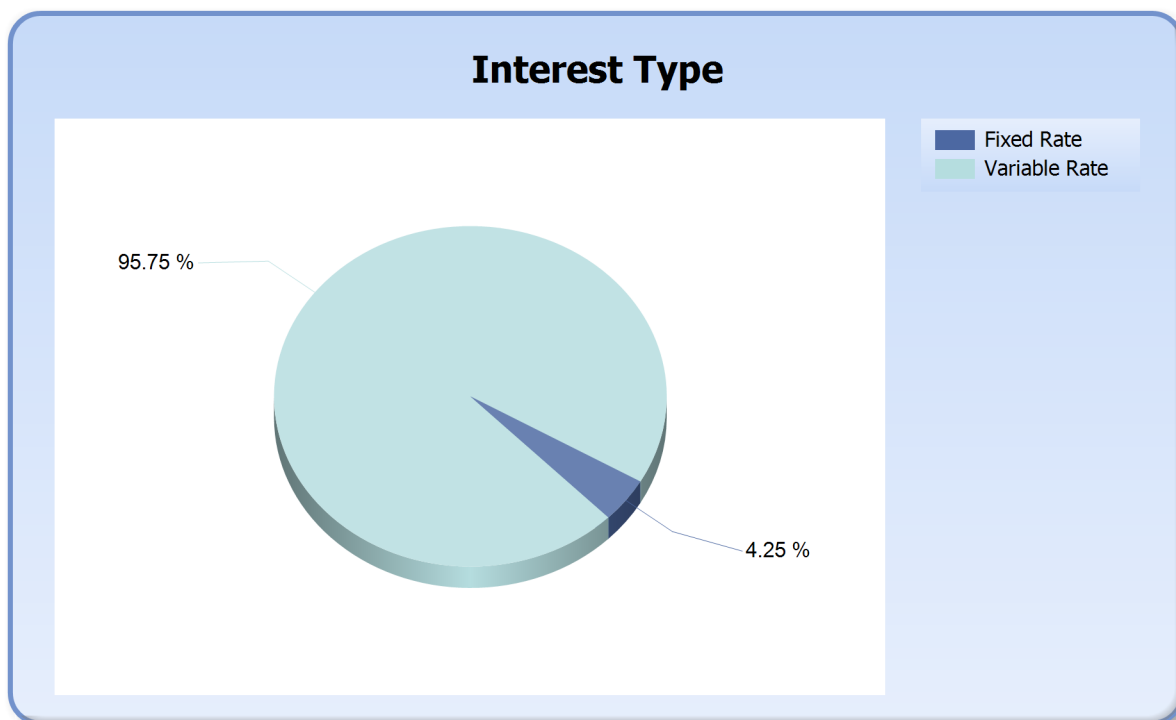
Current LVR	Current Balance	Current Balance %
<=50%	\$82,706,228.84	33.01%
>50% & <=60%	\$42,873,527.57	17.11%
>60% & <=70%	\$52,252,246.55	20.85%
>70% & <=75%	\$29,577,217.86	11.80%
>75% & <=80%	\$15,994,766.56	6.38%
>80% & <=85%	\$17,273,378.90	6.89%
>85% & <=90%	\$9,403,500.59	3.75%
>90% & <=95%	\$478,738.37	0.19%
>95% & <=100%	\$0.00	0.00%
>100%	\$0.00	0.00%
<b>Total</b>	<b>\$250,559,605.24</b>	<b>100.00%</b>



# IDOL Trust 2011-1

## General Collateral Report

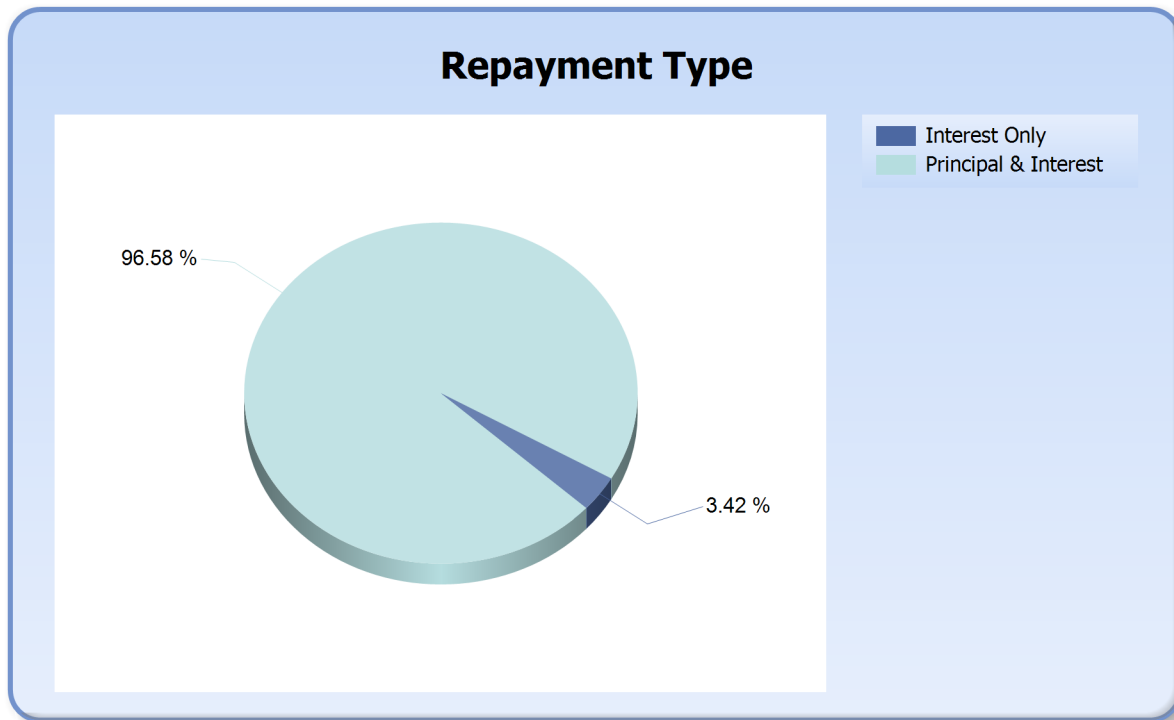
Interest Type	Current Balance	Current Balance %
FIXED RATE	\$10,657,845.52	4.25%
VARIABLE RATE	\$239,901,759.72	95.75%
<b>Total</b>	<b>\$250,559,605.24</b>	<b>100.00%</b>



# IDOL Trust 2011-1

## General Collateral Report

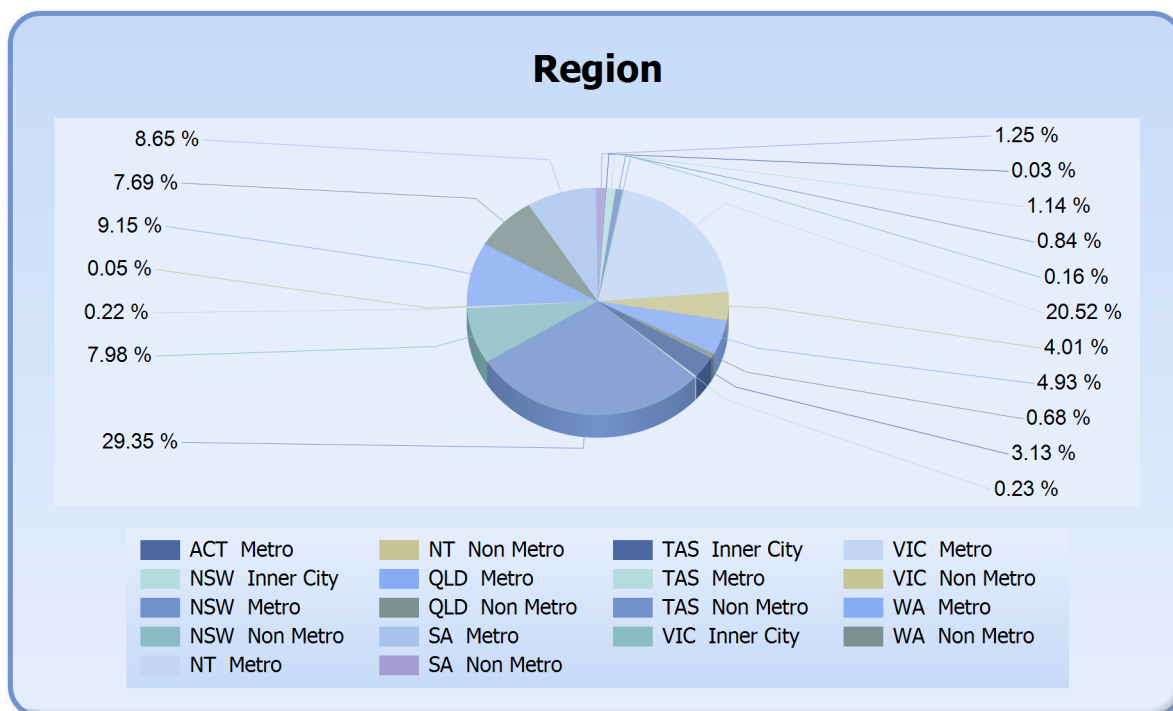
Repayment Type	Current Balance	Current Balance %
Interest Only	\$8,561,546.71	3.42%
Principal & Interest	\$241,998,058.53	96.58%
<b>Total</b>	<b>\$250,559,605.24</b>	<b>100.00%</b>



# IDOL Trust 2011-1

## General Collateral Report

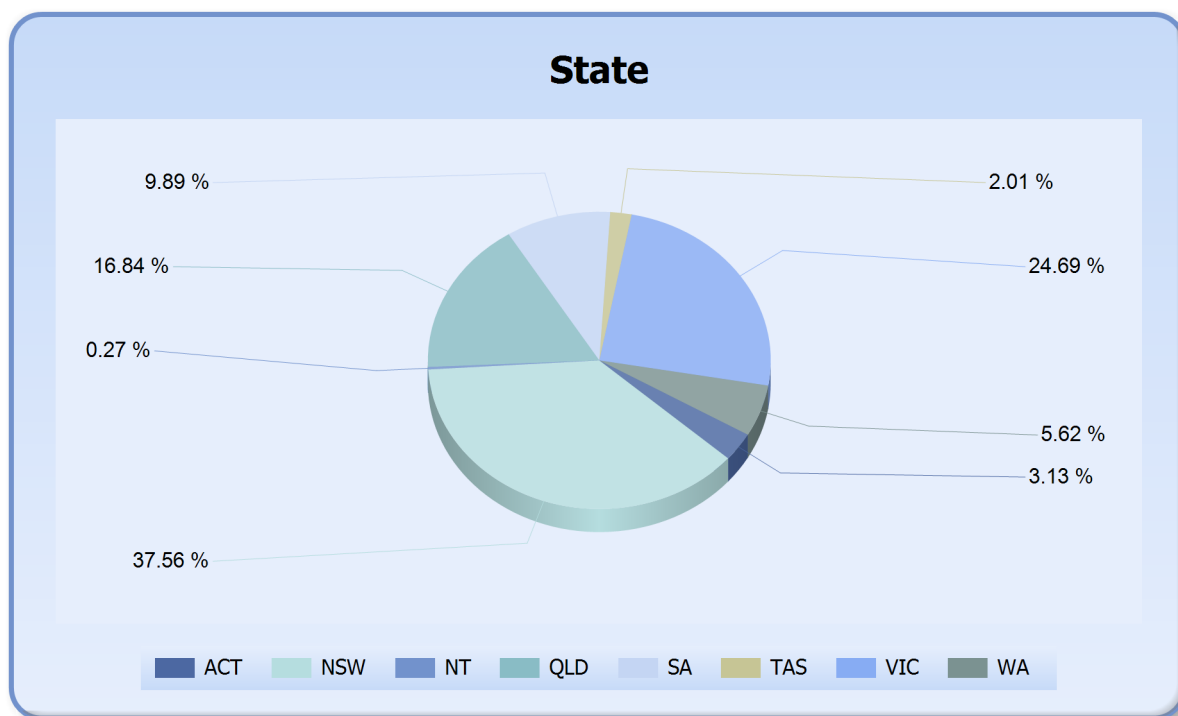
Region	Current Balance	Current Balance %
ACT Metro	\$7,840,113.69	3.13%
NSW Inner City	\$586,990.22	0.23%
NSW Metro	\$73,533,114.13	29.35%
NSW Non Metro	\$19,993,608.84	7.98%
NT Metro	\$557,486.01	0.22%
NT Non Metro	\$113,880.85	0.05%
QLD Metro	\$22,923,564.52	9.15%
QLD Non Metro	\$19,263,003.38	7.69%
SA Metro	\$21,661,296.59	8.65%
SA Non Metro	\$3,123,319.34	1.25%
TAS Inner City	\$69,561.54	0.03%
TAS Metro	\$2,861,092.20	1.14%
TAS Non Metro	\$2,096,497.77	0.84%
VIC Inner City	\$401,505.13	0.16%
VIC Metro	\$51,407,698.43	20.52%
VIC Non Metro	\$10,052,743.33	4.01%
WA Metro	\$12,359,268.17	4.93%
WA Non Metro	\$1,714,861.10	0.68%
<b>Total</b>	<b>\$250,559,605.24</b>	<b>100.00%</b>



# IDOL Trust 2011-1

## General Collateral Report

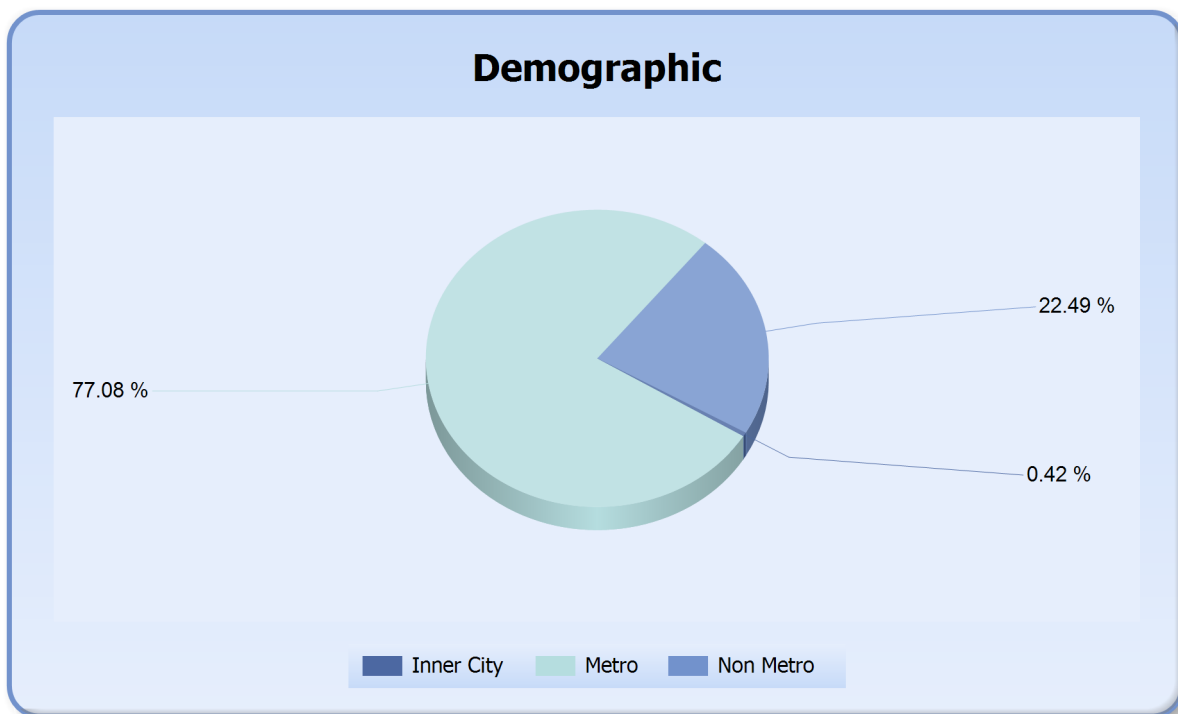
State	Current Balance	Current Balance %
ACT	\$7,840,113.69	3.13%
NSW	\$94,113,713.19	37.56%
NT	\$671,366.86	0.27%
QLD	\$42,186,567.90	16.84%
SA	\$24,784,615.93	9.89%
TAS	\$5,027,151.51	2.01%
VIC	\$61,861,946.89	24.69%
WA	\$14,074,129.27	5.62%
<b>Total</b>	<b>\$250,559,605.24</b>	<b>100.00%</b>



# IDOL Trust 2011-1

## General Collateral Report

Demographic	Current Balance	Current Balance %
Inner City	\$1,058,056.89	0.42%
Metro	\$193,143,633.74	77.08%
Non Metro	\$56,357,914.61	22.49%
<b>Total</b>	<b>\$250,559,605.24</b>	<b>100.00%</b>



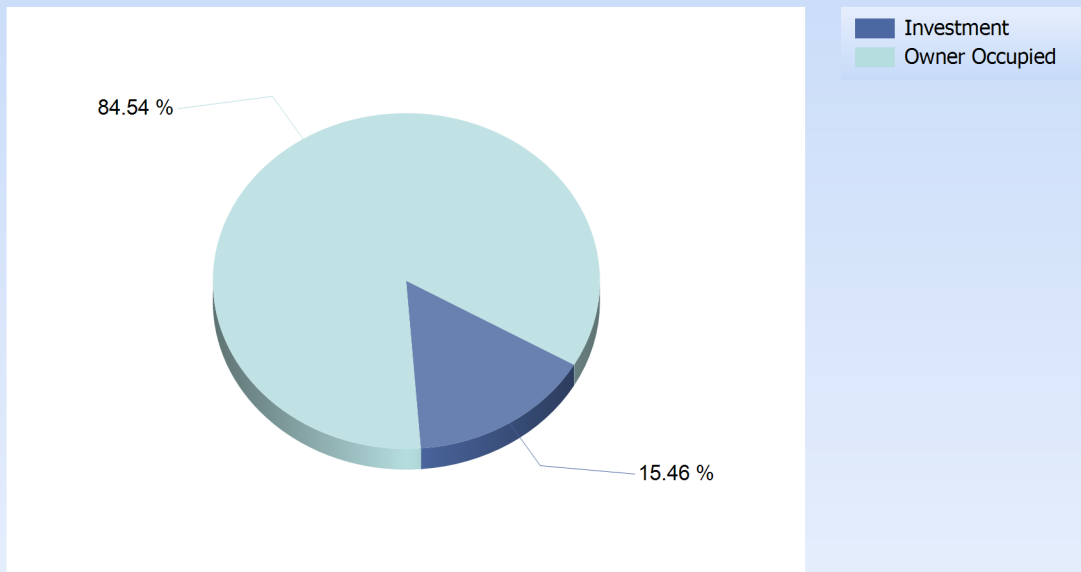


# IDOL Trust 2011-1

## General Collateral Report

Occupancy Type	Current Balance	Current Balance %
Investment	\$38,725,572.15	15.46%
Owner Occupied	\$211,834,033.09	84.54%
<b>Total</b>	<b>\$250,559,605.24</b>	<b>100.00%</b>

### Occupancy



# IDOL Trust 2011-1

## General Collateral Report

Document Type	Current Balance	Current Balance %
Full Doc	\$250,559,605.24	100.00%
<b>Total</b>	<b>\$250,559,605.24</b>	<b>100.00%</b>

