

# IDOL Trust 2011-1

## General Collateral Report

### Monthly Analysis Details:

<b>Date of Pool Cut:</b>	<b>31 Mar 2013</b>
<b>Number of Loans:</b>	<b>2,544</b>
<b>Total Current Balance:</b>	<b>\$481,685,883.33</b>
<b>Total Original Balance:</b>	<b>\$617,765,939.23</b>
<b>Total Current Variable Balance:</b>	<b>\$469,539,025.41</b>
<b>Total Current Fixed Balance:</b>	<b>\$12,146,857.92</b>
<b>Fixed Rate Balance as % of Total:</b>	<b>2.52%</b>
<b>Maximum Current Loan Balance:</b>	<b>\$674,160.68</b>
<b>Maximum Original Loan Balance:</b>	<b>\$850,000.00</b>
<b>Maximum Current LVR:</b>	<b>94.30%</b>
<b>Average Current Loan Balance:</b>	<b>\$189,341.94</b>
<b>Average Original Loan Balance:</b>	<b>\$242,832.52</b>
<b>Weighted Average Current LVR:</b>	<b>62.59%</b>

	<b>Full Doc</b>	<b>Lo Doc</b>	<b>Total</b>
% Insured Loans Covered by Genworth	99.86%	0.00%	99.86%
% Insured Loans Covered by PMI	0.14%	0.00%	0.14%
<b>Total</b>	<b>100.00%</b>	<b>0.00%</b>	<b>100.00%</b>

<b>Weighted Average Borrower Interest Rate:</b>	<b>5.73%</b>
<b>Weighted Average Variable Borrower Interest Rate:</b>	<b>5.72%</b>
<b>Weighted Average Fixed Borrower Interest Rate:</b>	<b>6.27%</b>

# IDOL Trust 2011-1

---

## General Collateral Report

	<b>Months</b>	<b>Years</b>
<b>Maximum Remaining Term:</b>	351.10	29.26
<b>Weighted Average Remaining Term:</b>	287.52	23.96
<b>Maximum Original Term:</b>	360.00	30.00
<b>Weighted Average Original Term:</b>	355.56	29.63
<b>Weighted Average Seasoning:</b>	67.96	5.66

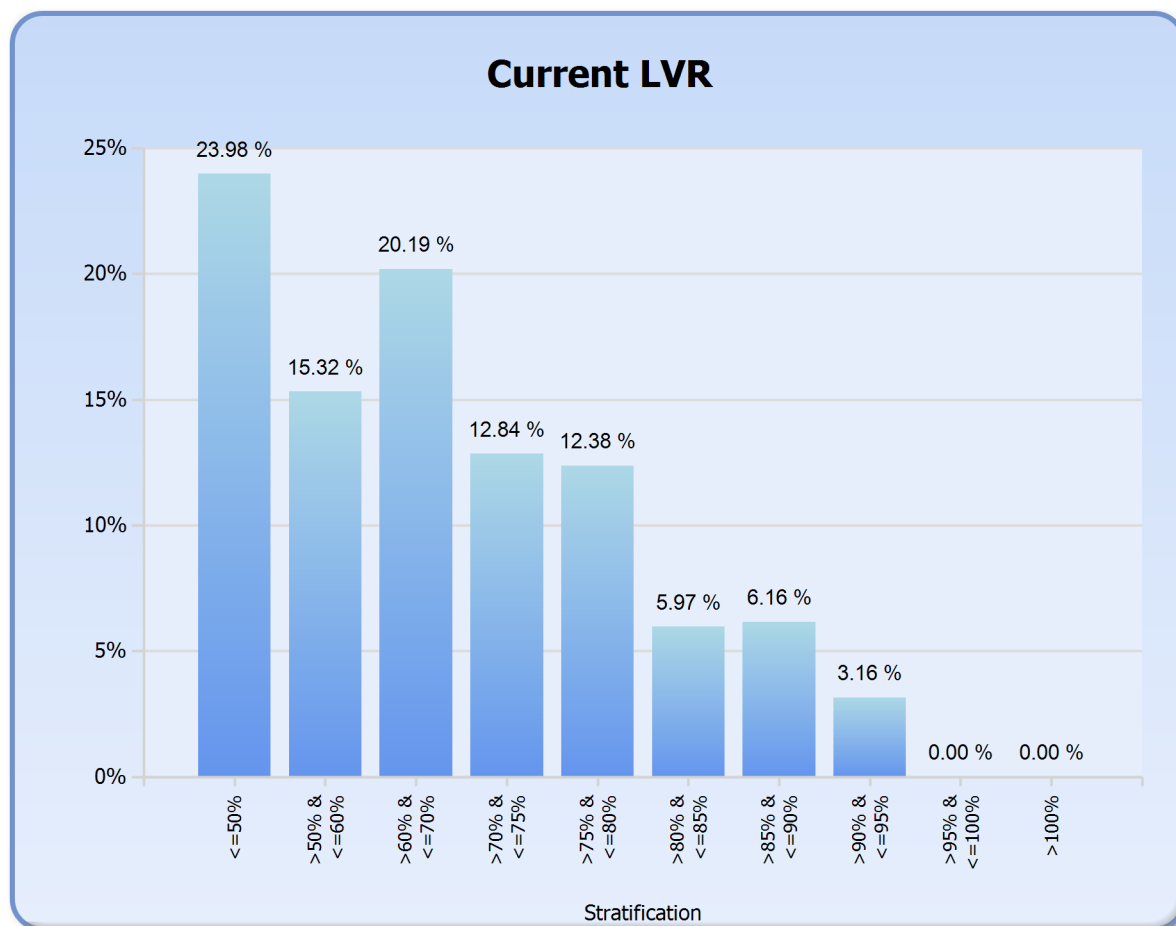
**Investment Properties as % of Total:** 15.19%

<b>Arrears Distribution:</b>	<b>Balance</b>
<= 30 days:	\$481,195,864.98
31 - 60 days:	\$354,767.53
61 - 90 days:	\$0.00
91+ days:	\$135,250.82

# IDOL Trust 2011-1

## General Collateral Report

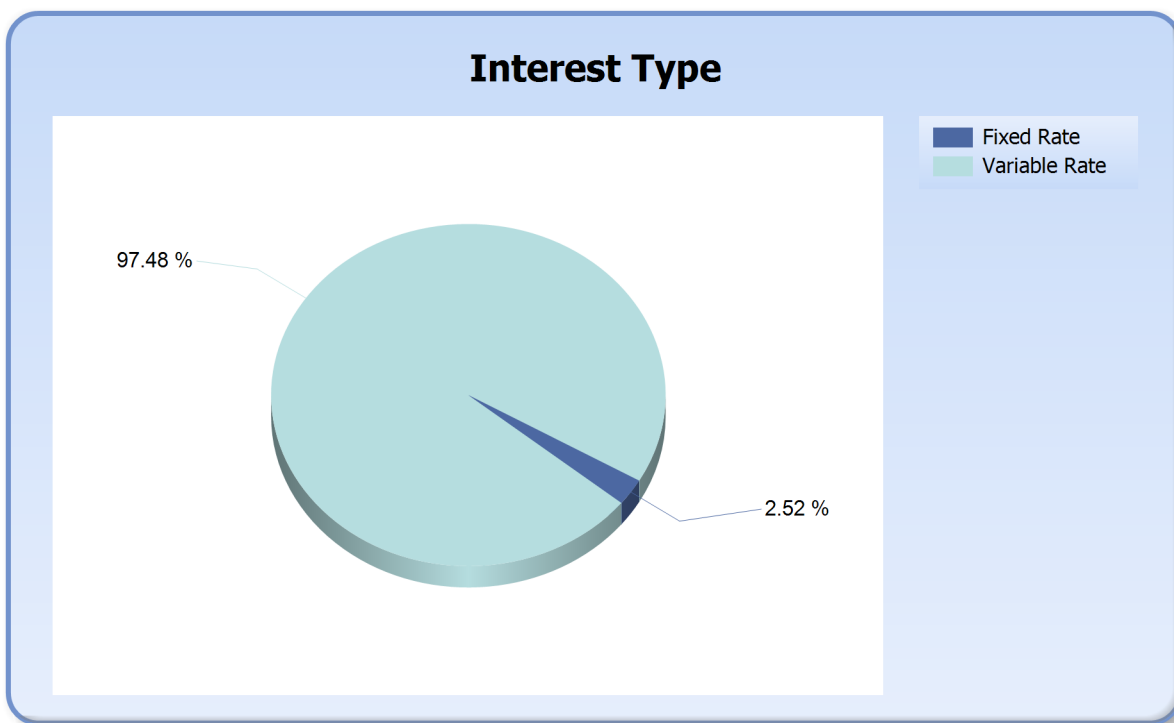
Current LVR	Current Balance	Current Balance %
<=50%	\$115,491,842.26	23.98%
>50% & <=60%	\$73,788,276.05	15.32%
>60% & <=70%	\$97,251,801.45	20.19%
>70% & <=75%	\$61,862,611.26	12.84%
>75% & <=80%	\$59,649,908.63	12.38%
>80% & <=85%	\$28,753,288.43	5.97%
>85% & <=90%	\$29,683,247.62	6.16%
>90% & <=95%	\$15,204,907.63	3.16%
>95% & <=100%	\$0.00	0.00%
>100%	\$0.00	0.00%
<b>Total</b>	<b>\$481,685,883.33</b>	<b>100.00%</b>



# IDOL Trust 2011-1

## General Collateral Report

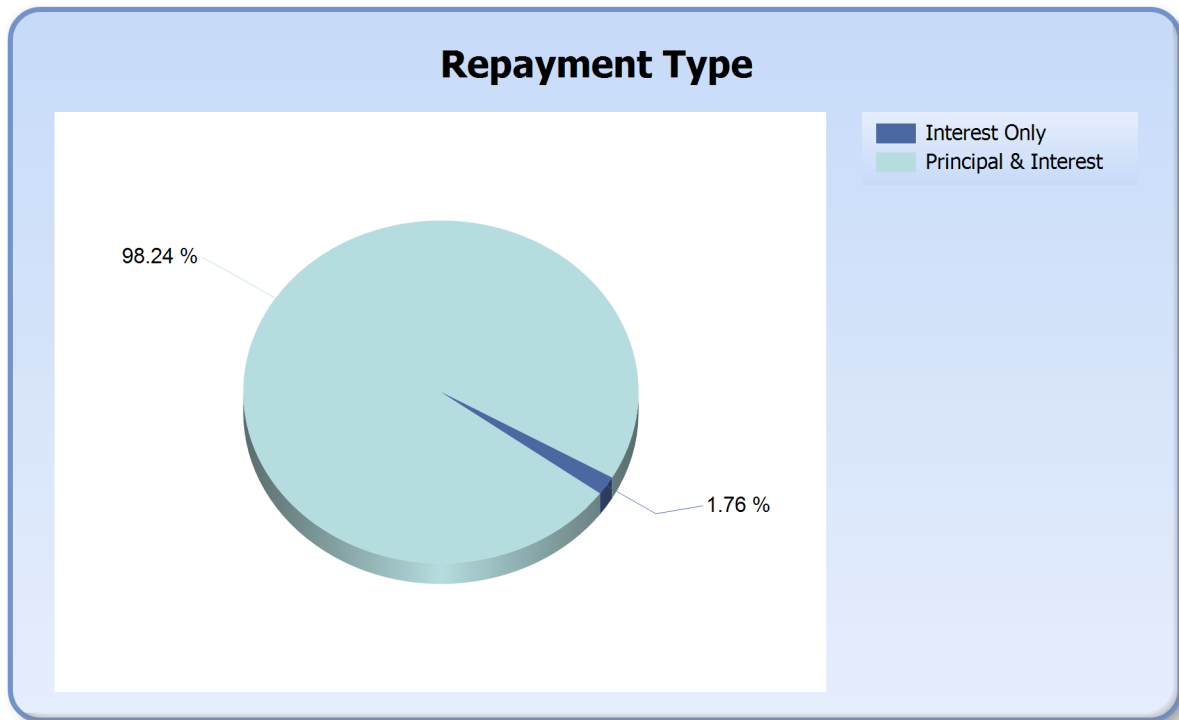
Interest Type	Current Balance	Current Balance %
Fixed Rate	\$12,146,857.92	2.52%
Variable Rate	\$469,539,025.41	97.48%
<b>Total</b>	<b>\$481,685,883.33</b>	<b>100.00%</b>



# IDOL Trust 2011-1

## General Collateral Report

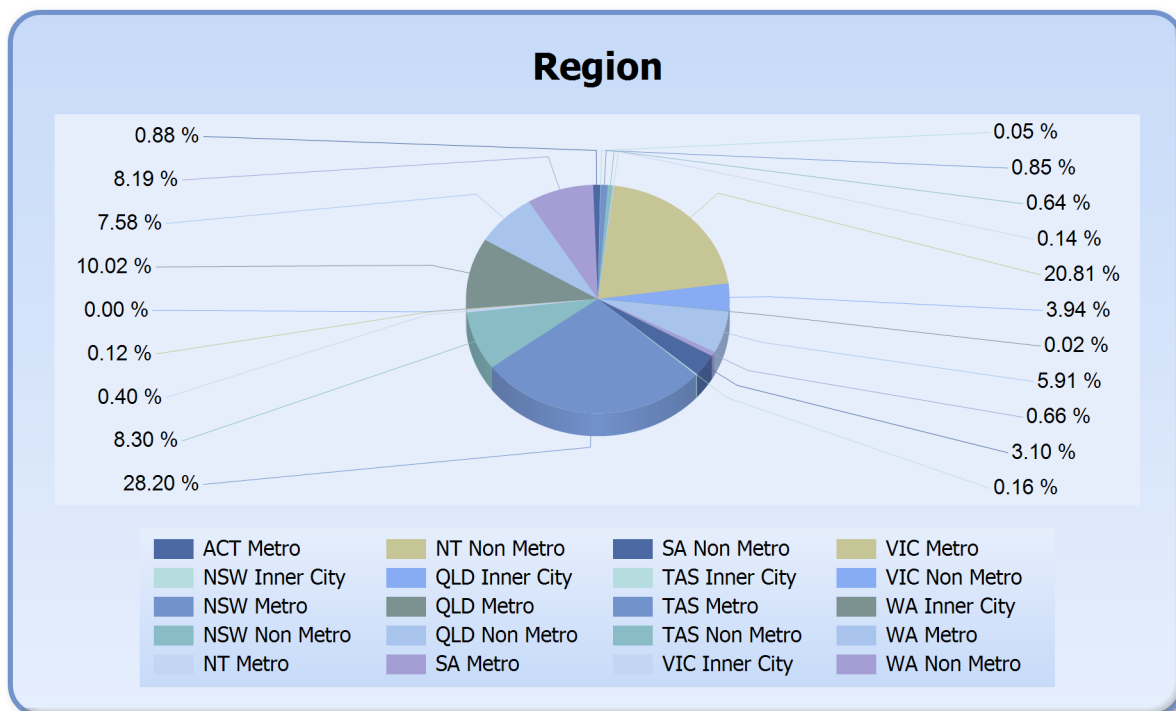
Repayment Type	Current Balance	Current Balance %
Interest Only	\$8,461,156.04	1.76%
Principal & Interest	\$473,224,727.29	98.24%
<b>Total</b>	<b>\$481,685,883.33</b>	<b>100.00%</b>



# IDOL Trust 2011-1

## General Collateral Report

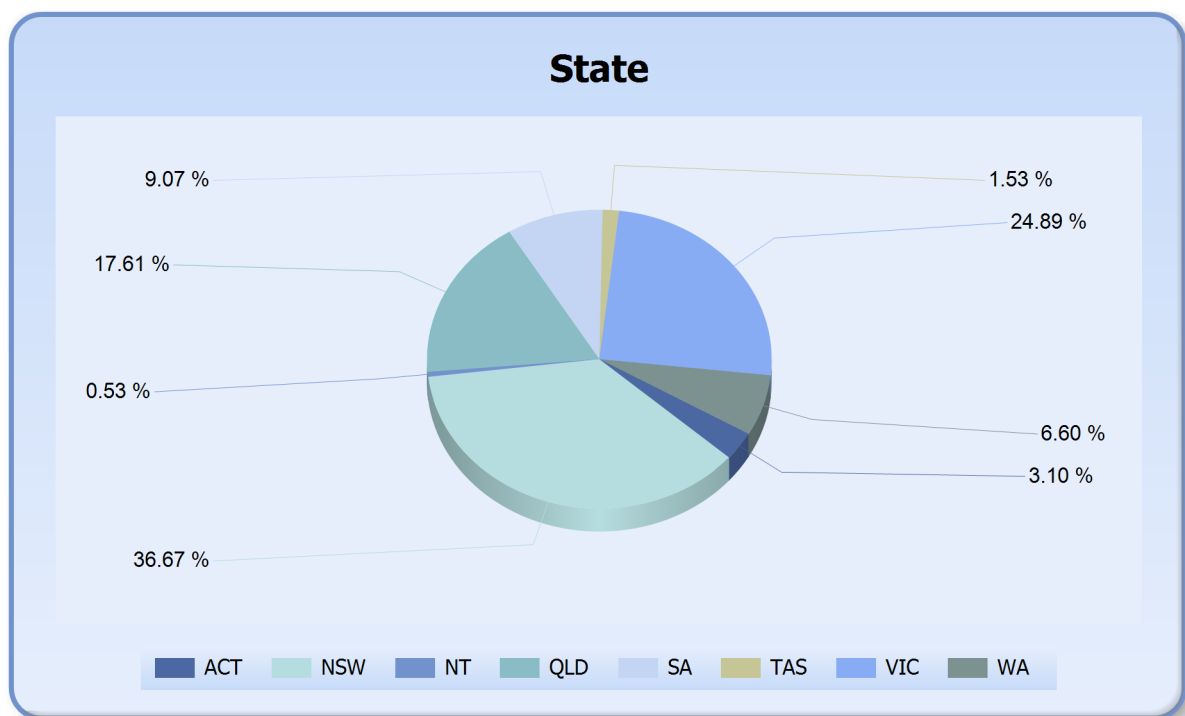
Region	Current Balance	Current Balance %
ACT Metro	\$14,955,388.56	3.10%
NSW Inner City	\$793,550.52	0.16%
NSW Metro	\$135,840,758.35	28.20%
NSW Non Metro	\$39,987,547.54	8.30%
NT Metro	\$1,948,129.34	0.40%
NT Non Metro	\$586,924.03	0.12%
QLD Inner City	\$537.77	0.00%
QLD Metro	\$48,288,444.69	10.02%
QLD Non Metro	\$36,522,294.57	7.58%
SA Metro	\$39,462,709.88	8.19%
SA Non Metro	\$4,237,935.51	0.88%
TAS Inner City	\$217,143.12	0.05%
TAS Metro	\$4,071,406.35	0.85%
TAS Non Metro	\$3,071,515.36	0.64%
VIC Inner City	\$686,530.16	0.14%
VIC Metro	\$100,246,596.15	20.81%
VIC Non Metro	\$18,977,543.65	3.94%
WA Inner City	\$107,699.30	0.02%
WA Metro	\$28,488,960.98	5.91%
WA Non Metro	\$3,194,267.50	0.66%
<b>Total</b>	<b>\$481,685,883.33</b>	<b>100.00%</b>



# IDOL Trust 2011-1

## General Collateral Report

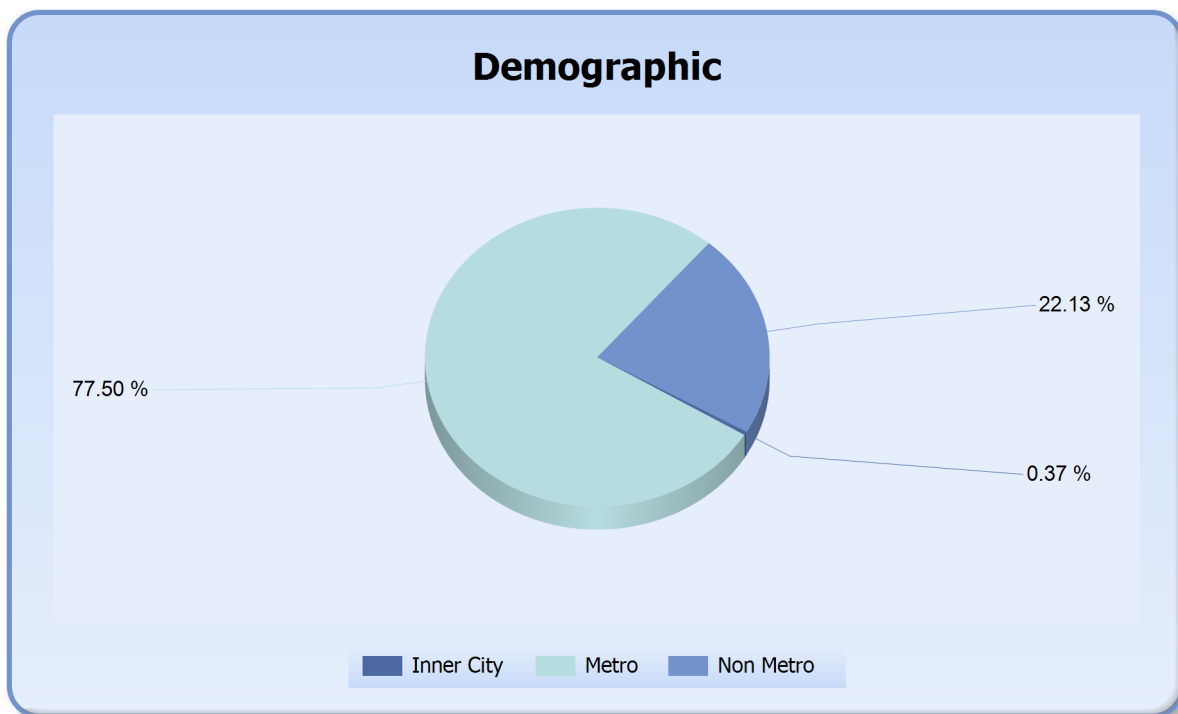
State	Current Balance	Current Balance %
ACT	\$14,955,388.56	3.10%
NSW	\$176,621,856.41	36.67%
NT	\$2,535,053.37	0.53%
QLD	\$84,811,277.03	17.61%
SA	\$43,700,645.39	9.07%
TAS	\$7,360,064.83	1.53%
VIC	\$119,910,669.96	24.89%
WA	\$31,790,927.78	6.60%
<b>Total</b>	<b>\$481,685,883.33</b>	<b>100.00%</b>



# IDOL Trust 2011-1

## General Collateral Report

Demographic	Current Balance	Current Balance %
Inner City	\$1,805,460.87	0.37%
Metro	\$373,302,394.30	77.50%
Non Metro	\$106,578,028.16	22.13%
<b>Total</b>	<b>\$481,685,883.33</b>	<b>100.00%</b>

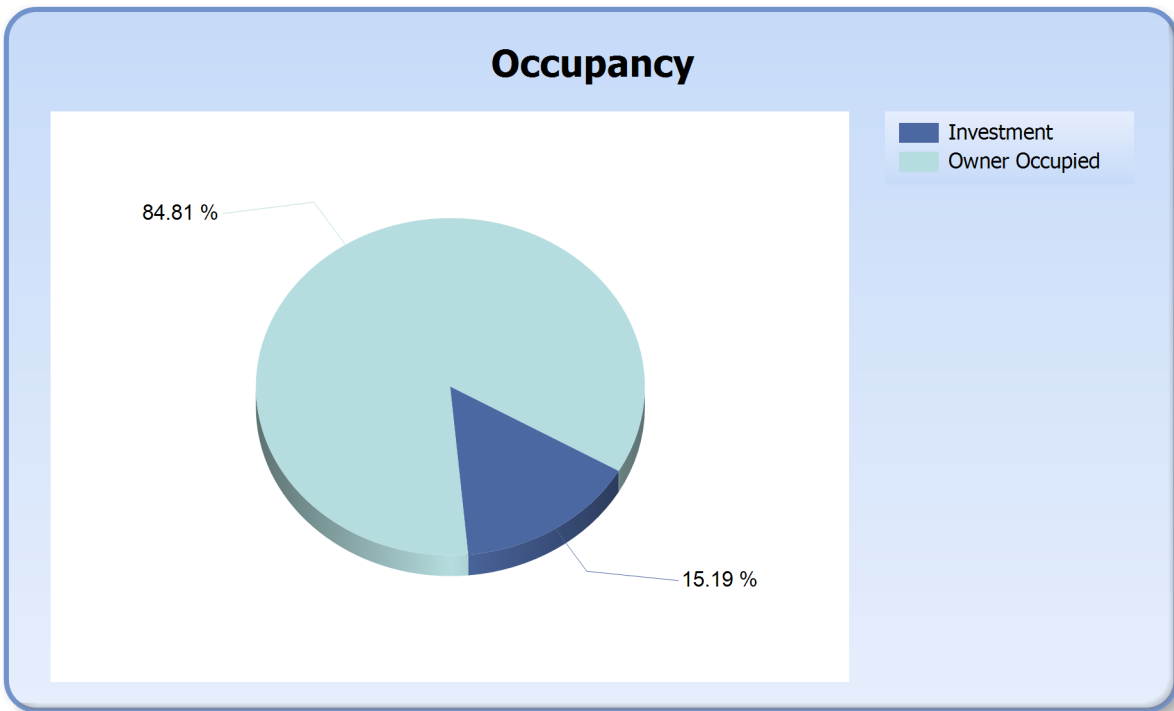




# IDOL Trust 2011-1

## General Collateral Report

Occupancy Type	Current Balance	Current Balance %
Investment	\$73,148,542.49	15.19%
Owner Occupied	\$408,537,340.84	84.81%
<b>Total</b>	<b>\$481,685,883.33</b>	<b>100.00%</b>



# IDOL Trust 2011-1

## General Collateral Report

Document Type	Current Balance	Current Balance %
Full Doc	\$481,685,883.33	100%
<b>Total</b>	<b>\$481,685,883.33</b>	<b>100%</b>

