

# IDOL Trust 2011-1

## General Collateral Report

### Monthly Analysis Details:

Date of Pool Cut:	30 Jun 2014
Number of Loans:	1,950
Total Current Balance:	\$333,804,396.28
Total Original Balance:	\$469,184,639.61
Total Current Variable Balance:	\$318,663,023.28
Total Current Fixed Balance:	\$14,772,406.64
Fixed Rate Balance as % of Total:	4.43%
Maximum Current Loan Balance:	\$610,128.41
Maximum Original Loan Balance:	\$760,000.00
Maximum Current LVR:	94.25%
Average Current Loan Balance:	\$171,181.74
Average Original Loan Balance:	\$240,607.51
Weighted Average Current LVR:	59.81%

	Full Doc	Lo Doc	Total
% Insured Loans Covered by Genworth	99.88%	0.00%	99.88%
% Insured Loans Covered by QBE	0.12%	0.00%	0.12%
Total	100.00%	0.00%	100.00%

Weighted Average Borrower Interest Rate:	5.21%
Weighted Average Variable Borrower Interest Rate:	5.21%
Weighted Average Fixed Borrower Interest Rate:	5.20%

# IDOL Trust 2011-1

---

## General Collateral Report

	<b>Months</b>	<b>Years</b>
<b>Maximum Remaining Term:</b>	359.10	29.92
<b>Weighted Average Remaining Term:</b>	272.70	22.72
<b>Maximum Original Term:</b>	360.00	30.00
<b>Weighted Average Original Term:</b>	355.65	29.64
<b>Weighted Average Seasoning:</b>	82.95	6.91

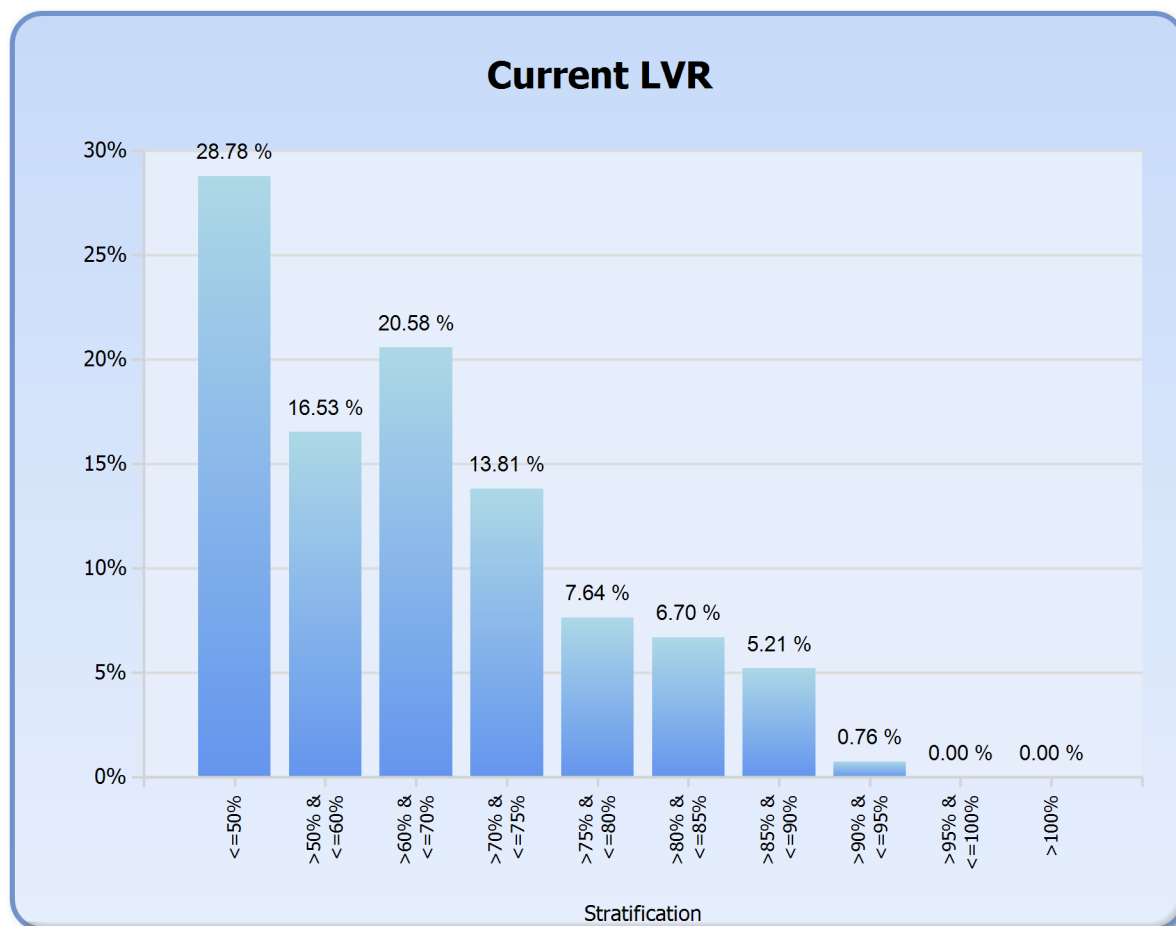
**Investment Properties as % of Total:** 15.27%

<b>Arrears Distribution:</b>	<b>Balance</b>
<= 30 days:	\$333,032,701.39
31 - 60 days:	\$285,853.54
61 - 90 days:	\$280,362.02
91+ days:	\$205,479.33

# IDOL Trust 2011-1

## General Collateral Report

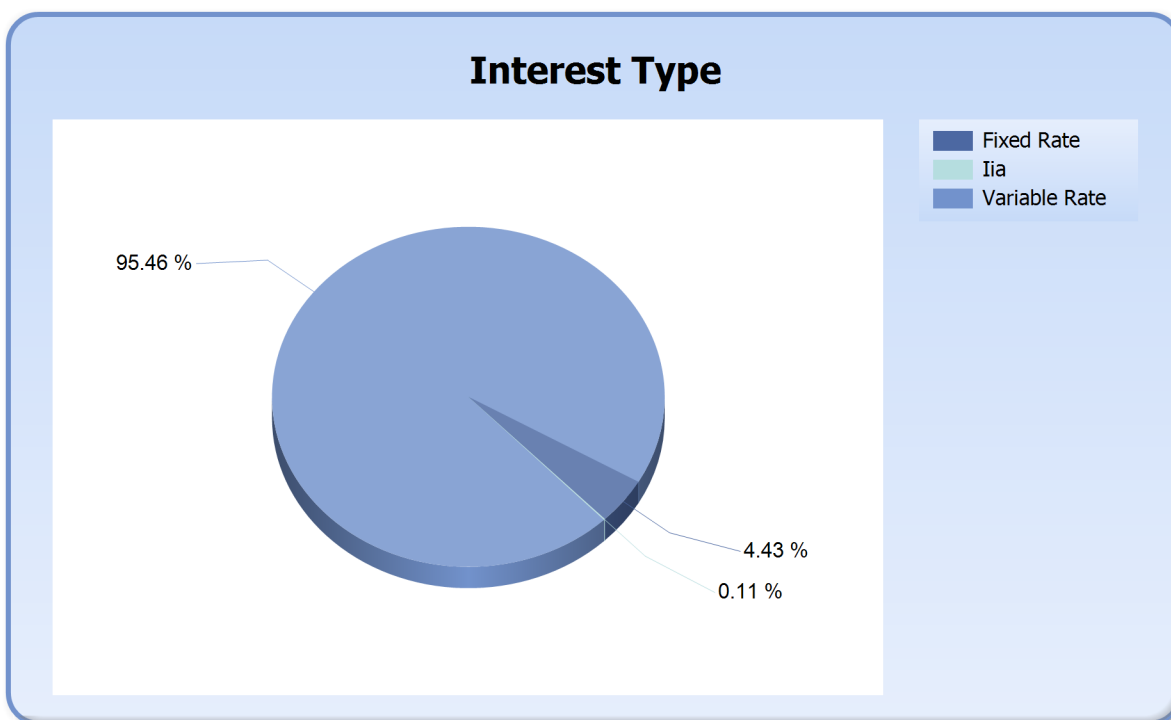
Current LVR	Current Balance	Current Balance %
<=50%	\$96,066,983.33	28.78%
>50% & <=60%	\$55,162,834.63	16.53%
>60% & <=70%	\$68,685,123.49	20.58%
>70% & <=75%	\$46,082,611.01	13.81%
>75% & <=80%	\$25,510,618.45	7.64%
>80% & <=85%	\$22,348,767.57	6.70%
>85% & <=90%	\$17,403,899.93	5.21%
>90% & <=95%	\$2,543,557.87	0.76%
>95% & <=100%	\$0.00	0.00%
>100%	\$0.00	0.00%
<b>Total</b>	<b>\$333,804,396.28</b>	<b>100.00%</b>



# IDOL Trust 2011-1

## General Collateral Report

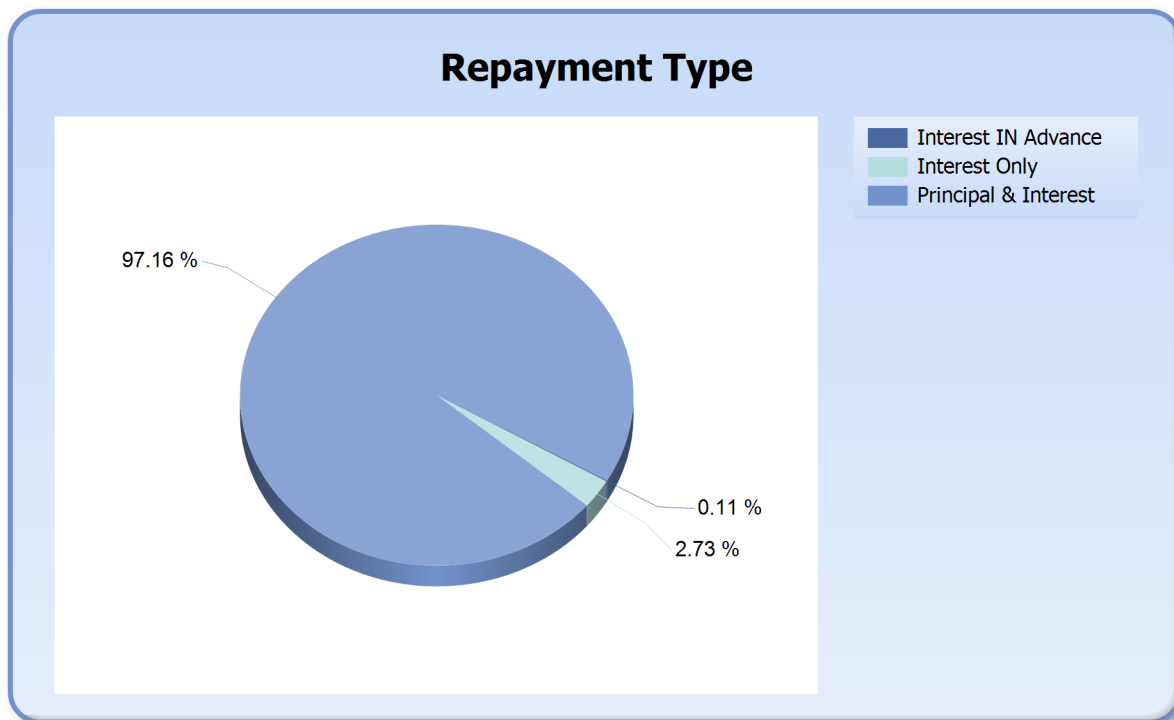
Interest Type	Current Balance	Current Balance %
FIXED RATE	\$14,772,406.64	4.43%
IIA	\$368,966.36	0.11%
VARIABLE RATE	\$318,663,023.28	95.46%
<b>Total</b>	<b>\$333,804,396.28</b>	<b>100.00%</b>



# IDOL Trust 2011-1

## General Collateral Report

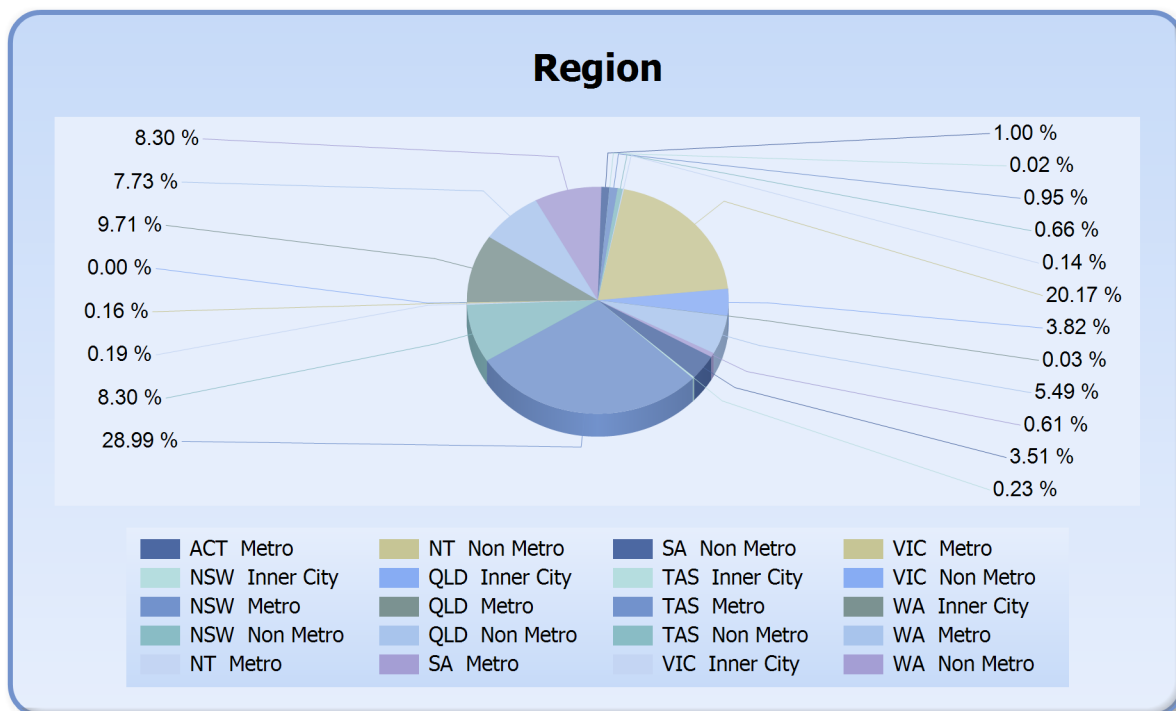
Repayment Type	Current Balance	Current Balance %
Interest IN Advance	\$368,966.36	0.11%
Interest Only	\$9,108,463.12	2.73%
Principal & Interest	\$324,326,966.80	97.16%
<b>Total</b>	<b>\$333,804,396.28</b>	<b>100.00%</b>



# IDOL Trust 2011-1

## General Collateral Report

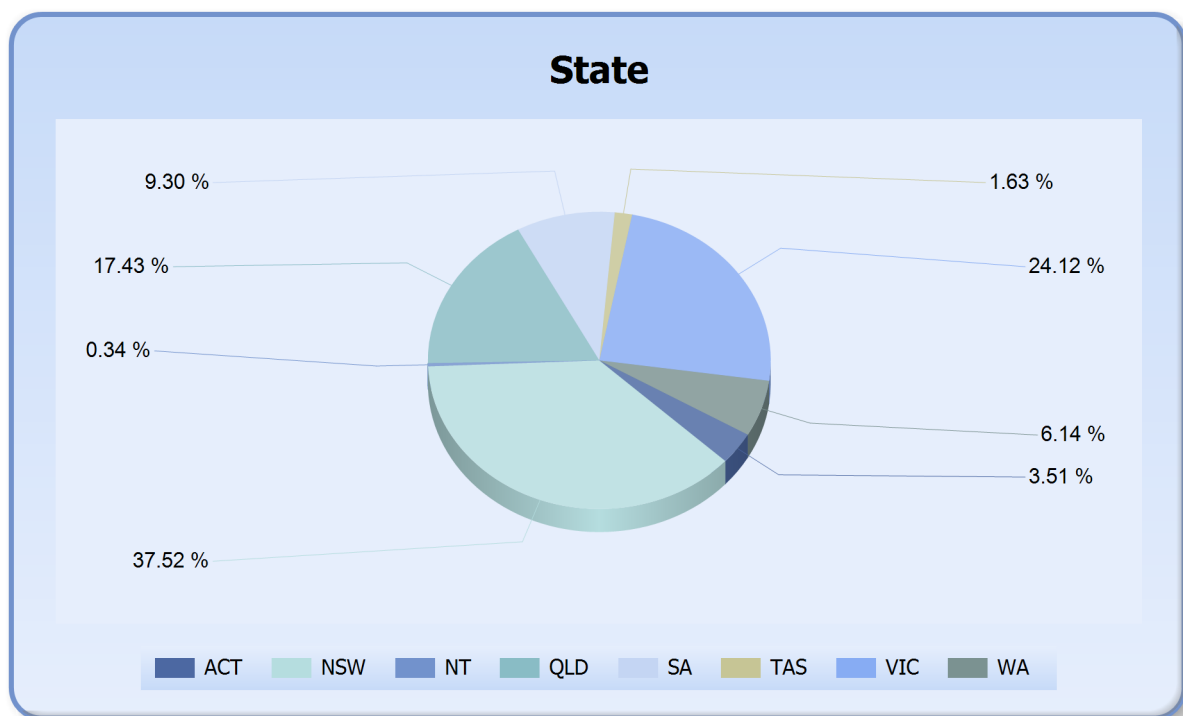
Region	Current Balance	Current Balance %
ACT Metro	\$11,723,205.45	3.51%
NSW Inner City	\$752,839.52	0.23%
NSW Metro	\$96,765,114.61	28.99%
NSW Non Metro	\$27,712,168.91	8.30%
NT Metro	\$620,851.43	0.19%
NT Non Metro	\$528,785.72	0.16%
QLD Inner City	\$99.55	0.00%
QLD Metro	\$32,404,437.10	9.71%
QLD Non Metro	\$25,788,449.82	7.73%
SA Metro	\$27,698,492.70	8.30%
SA Non Metro	\$3,354,616.05	1.00%
TAS Inner City	\$76,614.03	0.02%
TAS Metro	\$3,176,316.04	0.95%
TAS Non Metro	\$2,189,226.43	0.66%
VIC Inner City	\$455,678.69	0.14%
VIC Metro	\$67,320,010.79	20.17%
VIC Non Metro	\$12,740,754.02	3.82%
WA Inner City	\$108,169.21	0.03%
WA Metro	\$18,335,949.21	5.49%
WA Non Metro	\$2,052,617.00	0.61%
<b>Total</b>	<b>\$333,804,396.28</b>	<b>100.00%</b>



# IDOL Trust 2011-1

## General Collateral Report

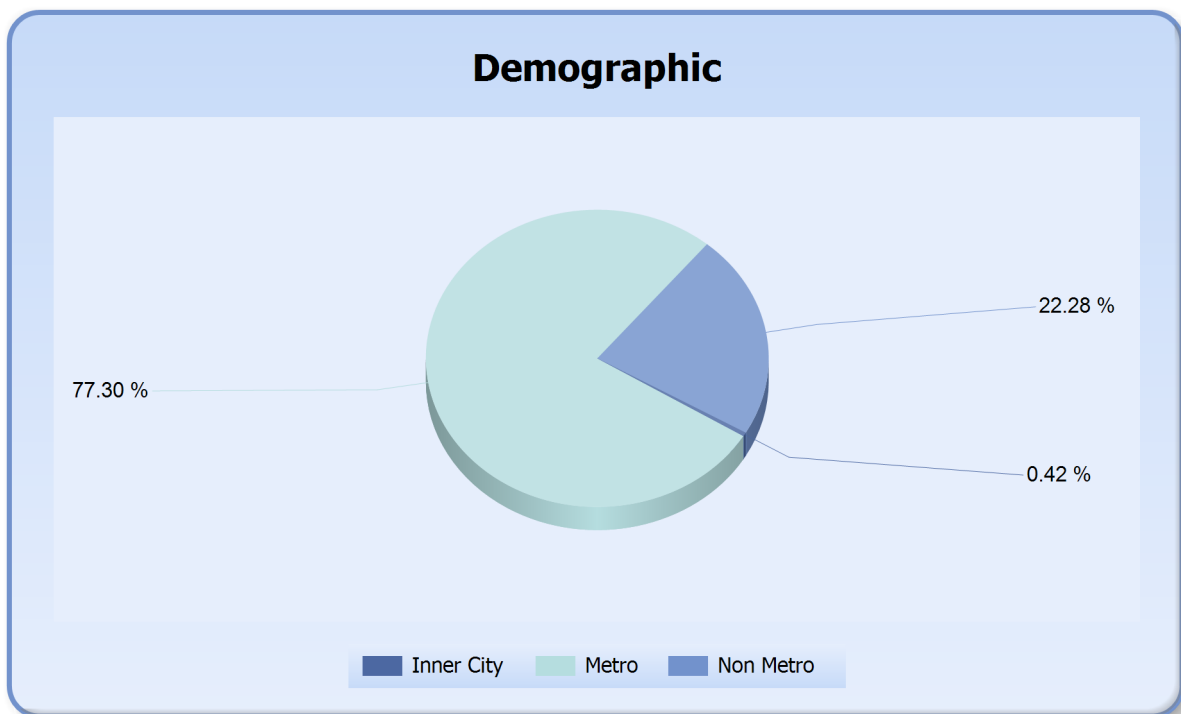
State	Current Balance	Current Balance %
ACT	\$11,723,205.45	3.51%
NSW	\$125,230,123.04	37.52%
NT	\$1,149,637.15	0.34%
QLD	\$58,192,986.47	17.43%
SA	\$31,053,108.75	9.30%
TAS	\$5,442,156.50	1.63%
VIC	\$80,516,443.50	24.12%
WA	\$20,496,735.42	6.14%
<b>Total</b>	<b>\$333,804,396.28</b>	<b>100.00%</b>



# IDOL Trust 2011-1

## General Collateral Report

Demographic	Current Balance	Current Balance %
Inner City	\$1,393,401.00	0.42%
Metro	\$258,044,377.33	77.30%
Non Metro	\$74,366,617.95	22.28%
<b>Total</b>	<b>\$333,804,396.28</b>	<b>100.00%</b>



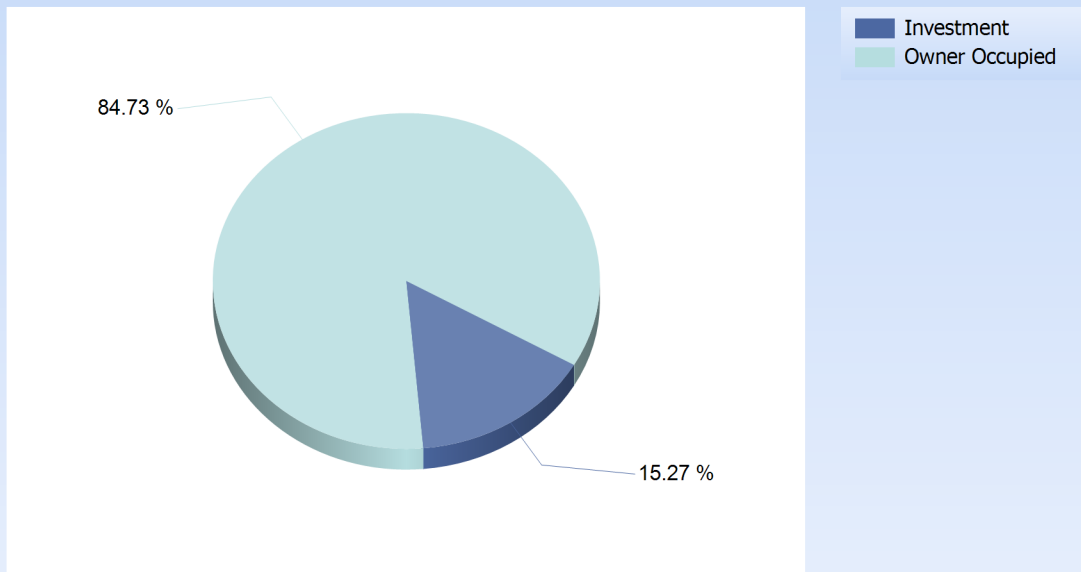


# IDOL Trust 2011-1

## General Collateral Report

Occupancy Type	Current Balance	Current Balance %
Investment	\$50,957,737.36	15.27%
Owner Occupied	\$282,846,658.92	84.73%
<b>Total</b>	<b>\$333,804,396.28</b>	<b>100.00%</b>

### Occupancy



# IDOL Trust 2011-1

## General Collateral Report

Document Type	Current Balance	Current Balance %
Full Doc	\$333,804,396.28	100.00%
<b>Total</b>	<b>\$333,804,396.28</b>	<b>100.00%</b>

