

# IDOL Trust 2011-1

## General Collateral Report

### Monthly Analysis Details:

<b>Date of Pool Cut:</b>	<b>31 Jul 2013</b>
<b>Number of Loans:</b>	<b>2,376</b>
<b>Total Current Balance:</b>	<b>\$439,370,902.92</b>
<b>Total Original Balance:</b>	<b>\$576,967,365.23</b>
<b>Total Current Variable Balance:</b>	<b>\$425,790,479.84</b>
<b>Total Current Fixed Balance:</b>	<b>\$13,580,423.08</b>
<b>Fixed Rate Balance as % of Total:</b>	<b>3.09%</b>
<b>Maximum Current Loan Balance:</b>	<b>\$669,745.02</b>
<b>Maximum Original Loan Balance:</b>	<b>\$850,000.00</b>
<b>Maximum Current LVR:</b>	<b>94.28%</b>
<b>Average Current Loan Balance:</b>	<b>\$184,920.41</b>
<b>Average Original Loan Balance:</b>	<b>\$242,831.38</b>
<b>Weighted Average Current LVR:</b>	<b>61.92%</b>

	<b>Full Doc</b>	<b>Lo Doc</b>	<b>Total</b>
% Insured Loans Covered by Genworth	99.85%	0.00%	99.85%
% Insured Loans Covered by PMI	0.15%	0.00%	0.15%
<b>Total</b>	<b>100.00%</b>	<b>0.00%</b>	<b>100.00%</b>

<b>Weighted Average Borrower Interest Rate:</b>	<b>5.47%</b>
<b>Weighted Average Variable Borrower Interest Rate:</b>	<b>5.47%</b>
<b>Weighted Average Fixed Borrower Interest Rate:</b>	<b>5.71%</b>

# IDOL Trust 2011-1

---

## General Collateral Report

	<b>Months</b>	<b>Years</b>
<b>Maximum Remaining Term:</b>	359.50	29.96
<b>Weighted Average Remaining Term:</b>	283.84	23.65
<b>Maximum Original Term:</b>	360.00	30.00
<b>Weighted Average Original Term:</b>	355.72	29.64
<b>Weighted Average Seasoning:</b>	71.94	5.99

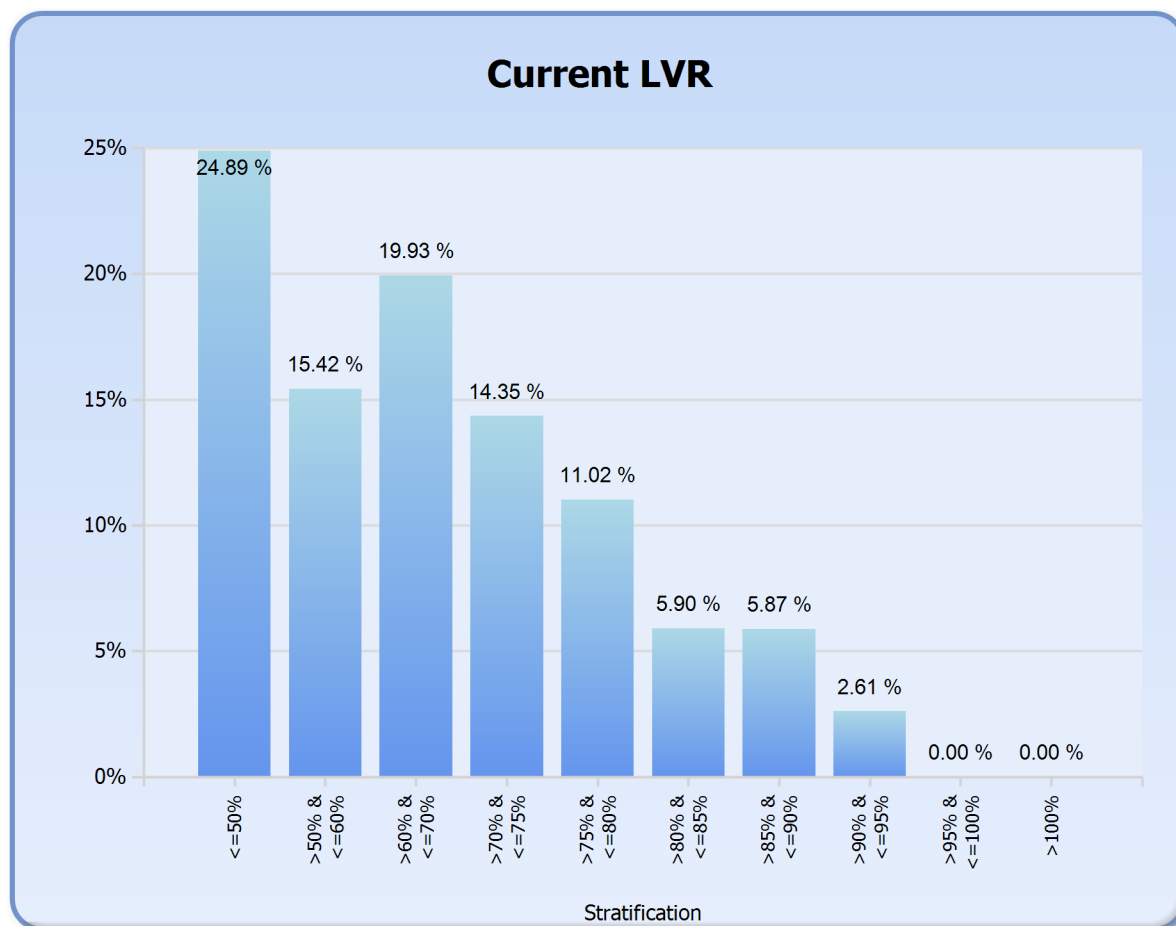
**Investment Properties as % of Total:** 15.27%

<b>Arrears Distribution:</b>	<b>Balance</b>
<= 30 days:	\$437,995,032.42
31 - 60 days:	\$1,375,870.50
61 - 90 days:	\$0.00
91+ days:	\$0.00

# IDOL Trust 2011-1

## General Collateral Report

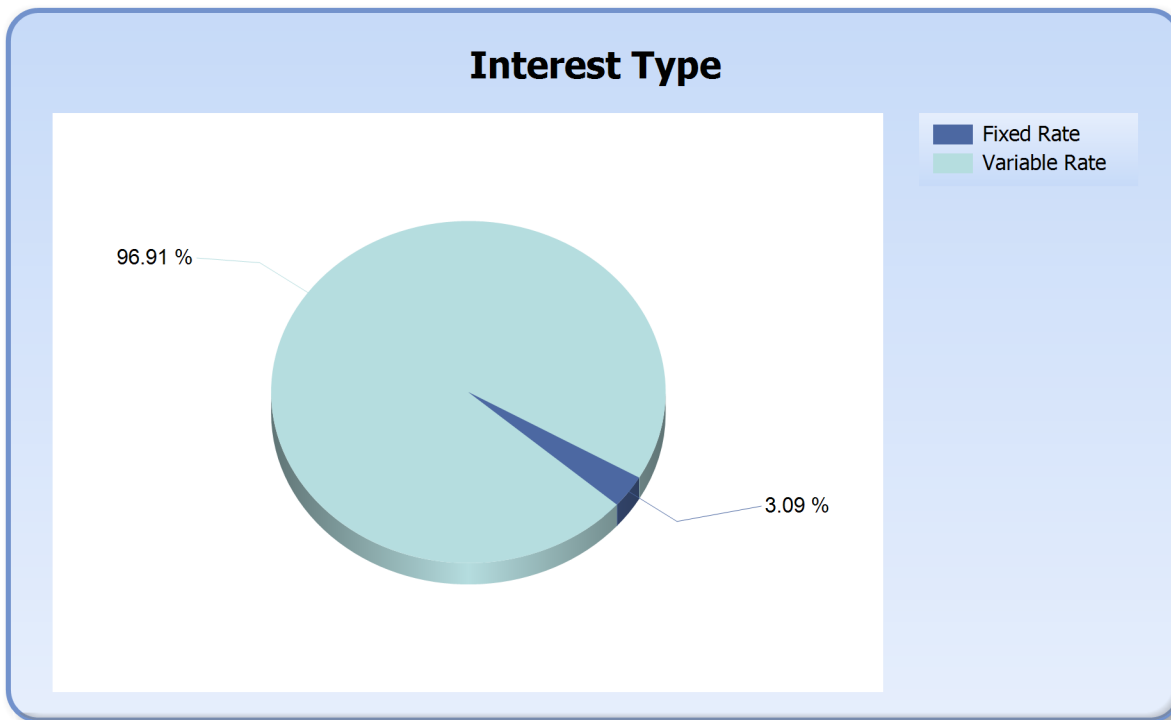
Current LVR	Current Balance	Current Balance %
<=50%	\$109,378,524.37	24.89%
>50% & <=60%	\$67,756,680.14	15.42%
>60% & <=70%	\$87,577,891.33	19.93%
>70% & <=75%	\$63,033,053.72	14.35%
>75% & <=80%	\$48,422,268.58	11.02%
>80% & <=85%	\$25,929,584.40	5.90%
>85% & <=90%	\$25,808,092.38	5.87%
>90% & <=95%	\$11,464,808.00	2.61%
>95% & <=100%	\$0.00	0.00%
>100%	\$0.00	0.00%
<b>Total</b>	<b>\$439,370,902.92</b>	<b>100.00%</b>



# IDOL Trust 2011-1

## General Collateral Report

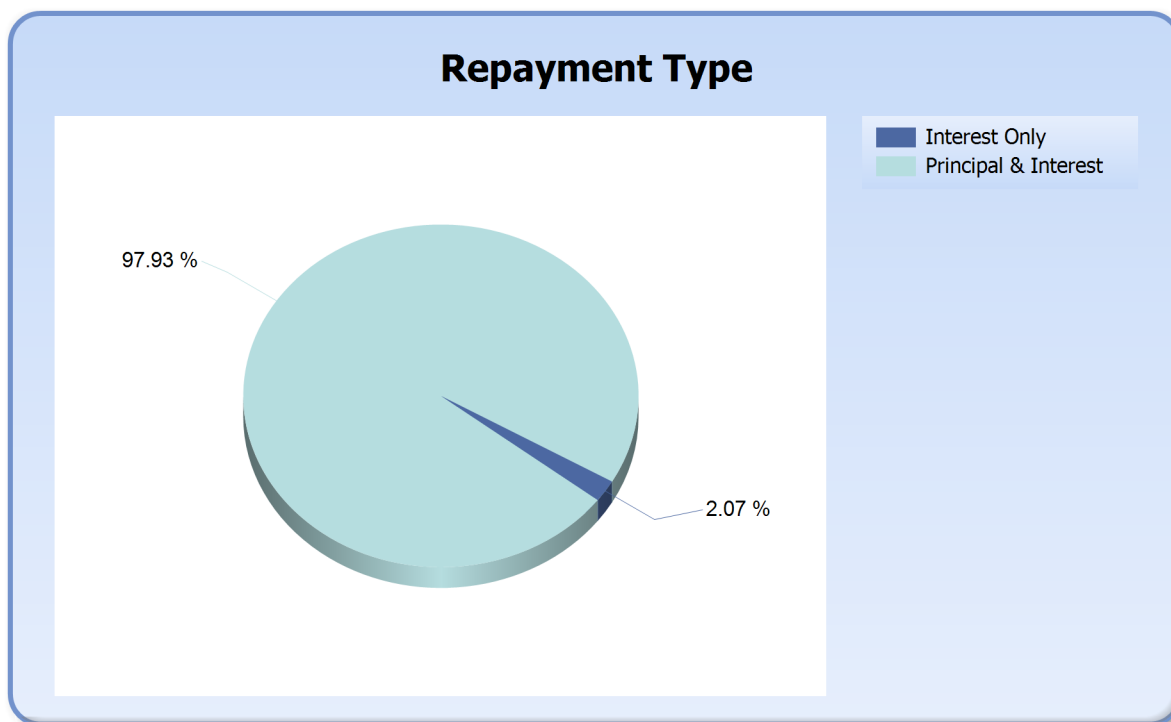
Interest Type	Current Balance	Current Balance %
Fixed Rate	\$13,580,423.08	3.09%
Variable Rate	\$425,790,479.84	96.91%
<b>Total</b>	<b>\$439,370,902.92</b>	<b>100.00%</b>



# IDOL Trust 2011-1

## General Collateral Report

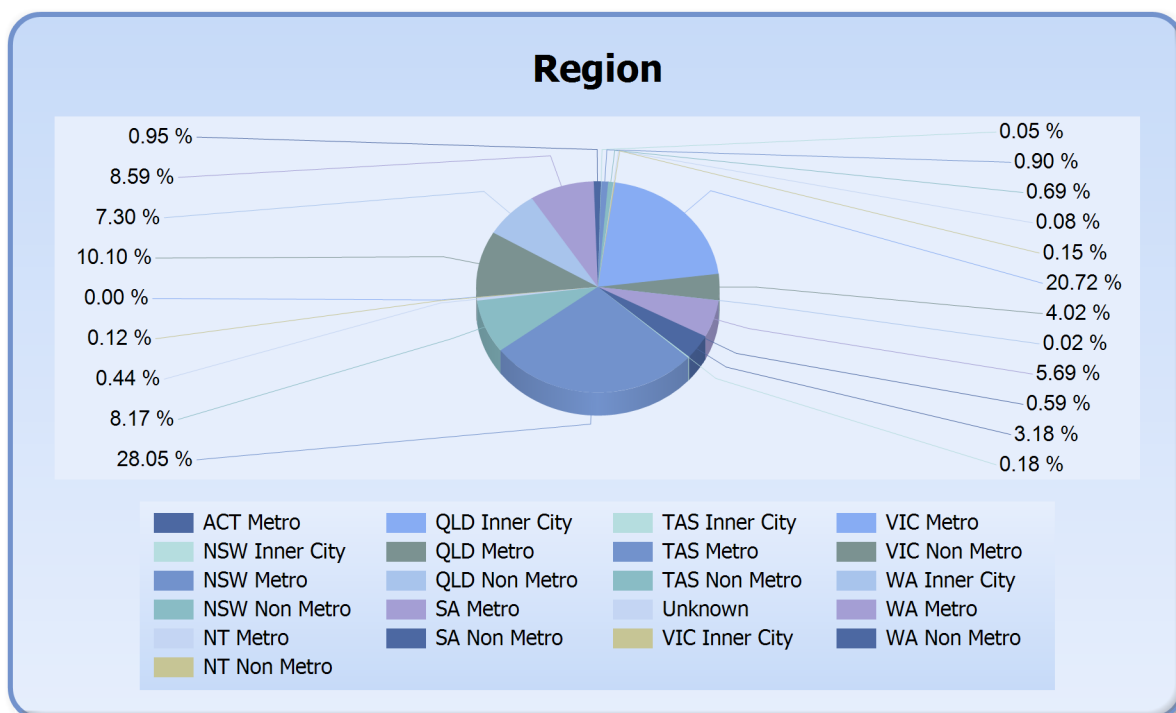
Repayment Type	Current Balance	Current Balance %
Interest Only	\$9,093,779.16	2.07%
Principal & Interest	\$430,277,123.76	97.93%
<b>Total</b>	<b>\$439,370,902.92</b>	<b>100.00%</b>



# IDOL Trust 2011-1

## General Collateral Report

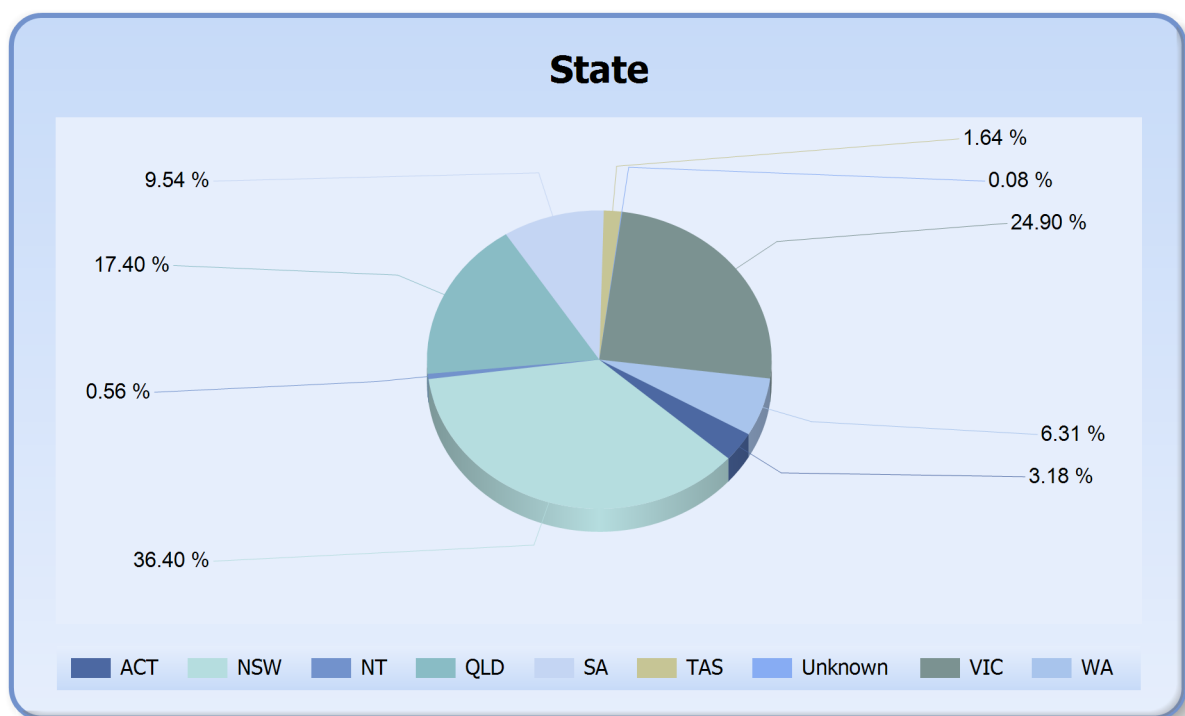
Region	Current Balance	Current Balance %
ACT Metro	\$13,984,349.20	3.18%
NSW Inner City	\$783,593.97	0.18%
NSW Metro	\$123,239,013.06	28.05%
NSW Non Metro	\$35,894,659.53	8.17%
NT Metro	\$1,928,710.60	0.44%
NT Non Metro	\$544,998.36	0.12%
QLD Inner City	\$549.10	0.00%
QLD Metro	\$44,395,690.39	10.10%
QLD Non Metro	\$32,057,212.20	7.30%
SA Metro	\$37,721,279.43	8.59%
SA Non Metro	\$4,181,625.97	0.95%
TAS Inner City	\$211,015.18	0.05%
TAS Metro	\$3,966,315.20	0.90%
TAS Non Metro	\$3,025,131.28	0.69%
Unknown	\$351,171.59	0.08%
VIC Inner City	\$671,407.11	0.15%
VIC Metro	\$91,038,830.51	20.72%
VIC Non Metro	\$17,672,147.07	4.02%
WA Inner City	\$104,714.86	0.02%
WA Metro	\$25,018,379.75	5.69%
WA Non Metro	\$2,580,108.56	0.59%
<b>Total</b>	<b>\$439,370,902.92</b>	<b>100.00%</b>



# IDOL Trust 2011-1

## General Collateral Report

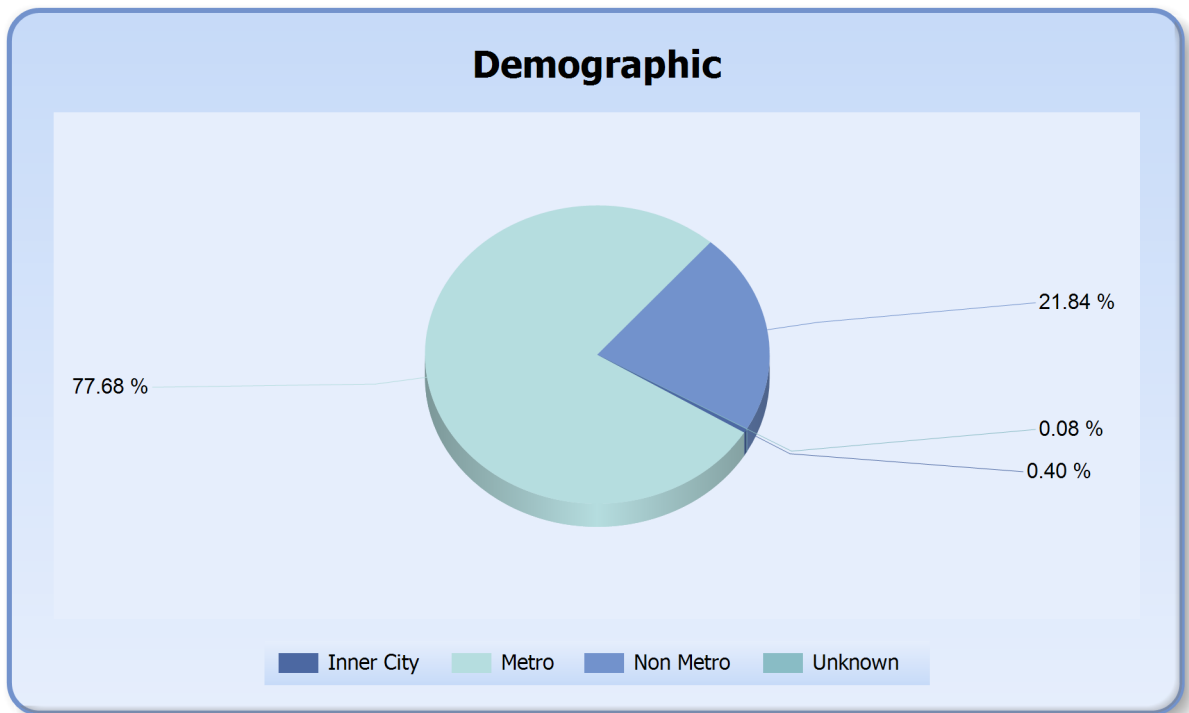
State	Current Balance	Current Balance %
ACT	\$13,984,349.20	3.18%
NSW	\$159,917,266.56	36.40%
NT	\$2,473,708.96	0.56%
QLD	\$76,453,451.69	17.40%
SA	\$41,902,905.40	9.54%
TAS	\$7,202,461.66	1.64%
Unknown	\$351,171.59	0.08%
VIC	\$109,382,384.69	24.90%
WA	\$27,703,203.17	6.31%
<b>Total</b>	<b>\$439,370,902.92</b>	<b>100.00%</b>



# IDOL Trust 2011-1

## General Collateral Report

Demographic	Current Balance	Current Balance %
Inner City	\$1,771,280.22	0.40%
Metro	\$341,292,568.14	77.68%
Non Metro	\$95,955,882.97	21.84%
Unknown	\$351,171.59	0.08%
<b>Total</b>	<b>\$439,370,902.92</b>	<b>100.00%</b>



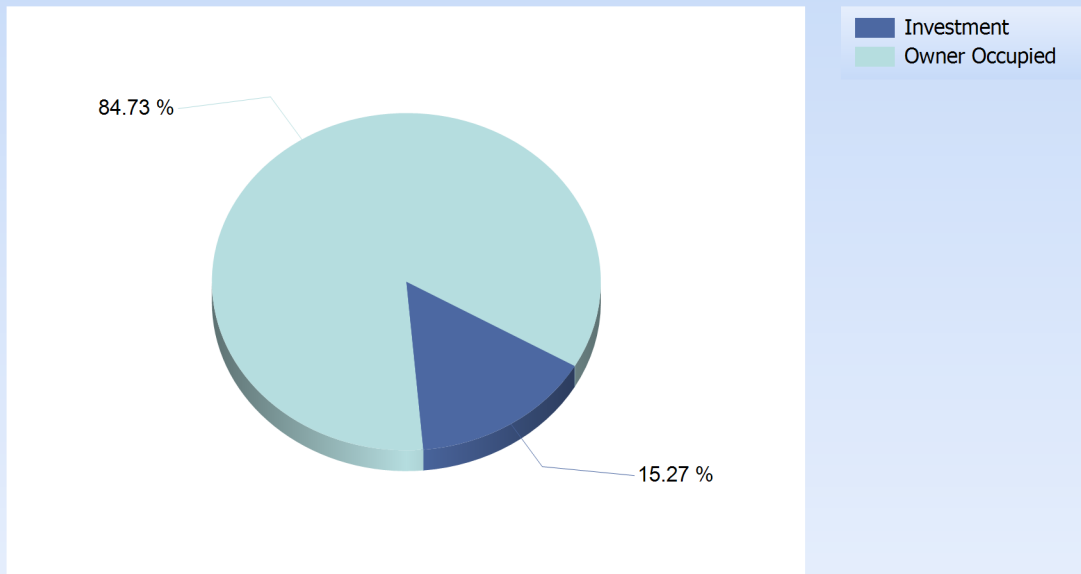


# IDOL Trust 2011-1

## General Collateral Report

Occupancy Type	Current Balance	Current Balance %
Investment	\$67,101,935.44	15.27%
Owner Occupied	\$372,268,967.48	84.73%
<b>Total</b>	<b>\$439,370,902.92</b>	<b>100.00%</b>

### Occupancy



# IDOL Trust 2011-1

## General Collateral Report

Document Type	Current Balance	Current Balance %
Full Doc	\$439,370,902.92	100%
<b>Total</b>	<b>\$439,370,902.92</b>	<b>100%</b>

