

# IDOL Trust 2011-1

## General Collateral Report

---

### Monthly Analysis Details:

<b>Date of Pool Cut:</b>	<b>31 Jan 2013</b>
<b>Number of Loans:</b>	<b>2,609</b>
<b>Total Current Balance:</b>	<b>\$500,260,529.60</b>
<b>Total Original Balance:</b>	<b>\$634,200,707.23</b>
<b>Total Current Variable Balance:</b>	<b>\$489,004,377.55</b>
<b>Total Current Fixed Balance:</b>	<b>\$11,256,152.05</b>
<b>Fixed Rate Balance as % of Total:</b>	<b>2.25%</b>
<b>Maximum Current Loan Balance:</b>	<b>\$720,056.07</b>
<b>Maximum Original Loan Balance:</b>	<b>\$850,000.00</b>
<b>Maximum Current LVR:</b>	<b>94.30%</b>
<b>Average Current Loan Balance:</b>	<b>\$191,744.17</b>
<b>Average Original Loan Balance:</b>	<b>\$243,081.91</b>
<b>Weighted Average Current LVR:</b>	<b>62.80%</b>

	<b>Full Doc</b>	<b>Lo Doc</b>	<b>Total</b>
% Insured Loans Covered by Genworth	99.87%	0.00%	99.87%
% Insured Loans Covered by PMI	0.13%	0.00%	0.13%
<b>Total</b>	<b>100.00%</b>	<b>0.00%</b>	<b>100.00%</b>

<b>Weighted Average Borrower Interest Rate:</b>	<b>5.73%</b>
<b>Weighted Average Variable Borrower Interest Rate:</b>	<b>5.72%</b>
<b>Weighted Average Fixed Borrower Interest Rate:</b>	<b>6.36%</b>

# IDOL Trust 2011-1

---

## General Collateral Report

	<b>Months</b>	<b>Years</b>
<b>Maximum Remaining Term:</b>	353.10	29.42
<b>Weighted Average Remaining Term:</b>	289.48	24.12
<b>Maximum Original Term:</b>	360.00	30.00
<b>Weighted Average Original Term:</b>	355.53	29.63
<b>Weighted Average Seasoning:</b>	66.03	5.50

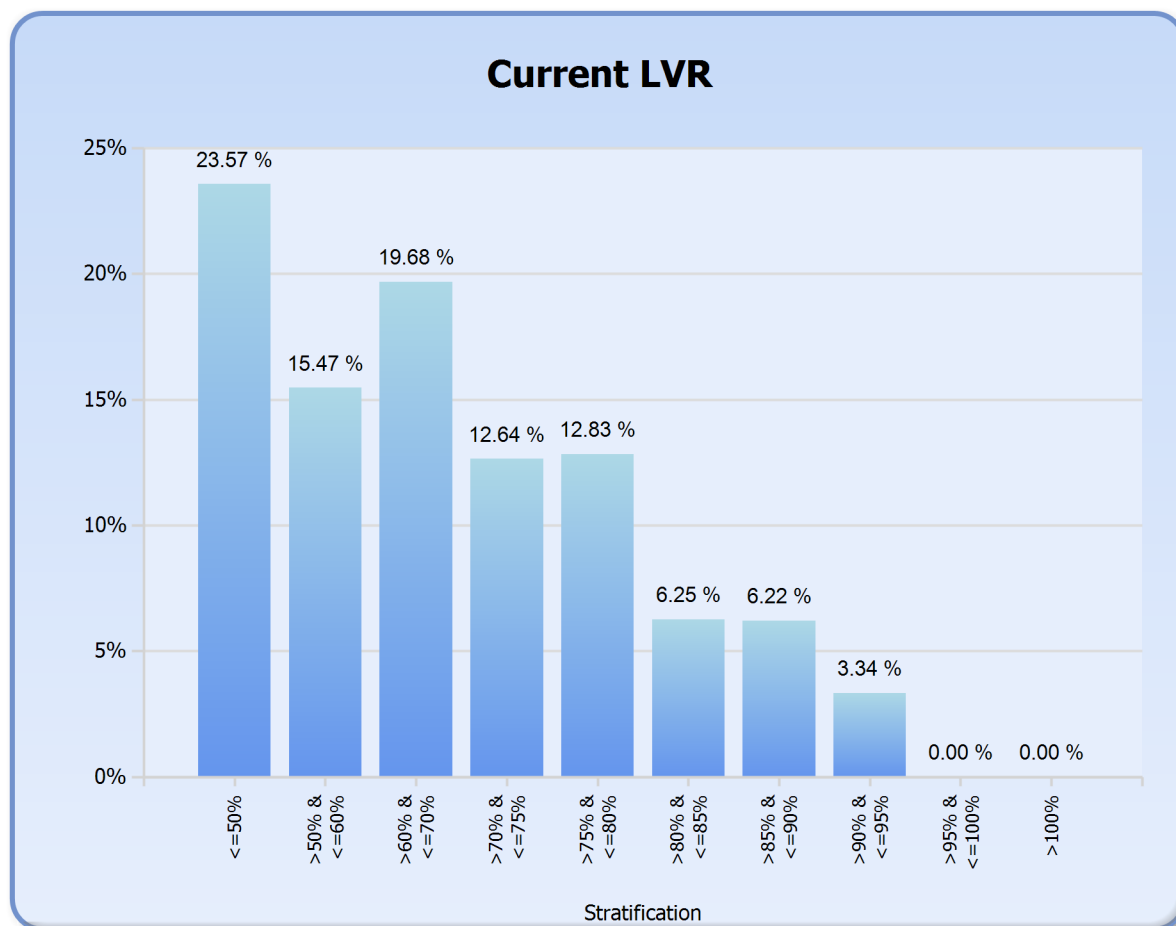
**Investment Properties as % of Total:** 15.00%

<b>Arrears Distribution:</b>	<b>Balance</b>
<= 30 days:	\$499,114,340.74
31 - 60 days:	\$1,007,414.04
61 - 90 days:	\$0.00
91+ days:	\$138,774.82

# IDOL Trust 2011-1

## General Collateral Report

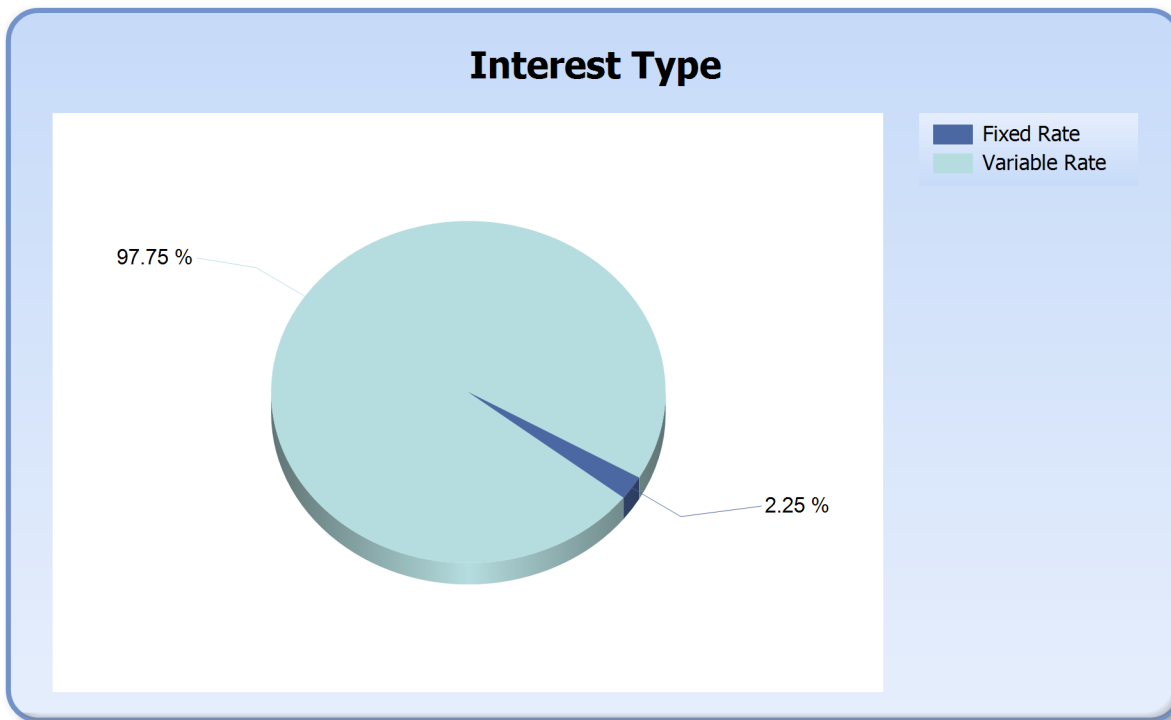
Current LVR	Current Balance	Current Balance %
<=50%	\$117,900,044.61	23.57%
>50% & <=60%	\$77,398,593.26	15.47%
>60% & <=70%	\$98,435,949.43	19.68%
>70% & <=75%	\$63,229,807.76	12.64%
>75% & <=80%	\$64,193,417.84	12.83%
>80% & <=85%	\$31,287,209.64	6.25%
>85% & <=90%	\$31,113,269.15	6.22%
>90% & <=95%	\$16,702,237.91	3.34%
>95% & <=100%	\$0.00	0.00%
>100%	\$0.00	0.00%
<b>Total</b>	<b>\$500,260,529.60</b>	<b>100.00%</b>



# IDOL Trust 2011-1

## General Collateral Report

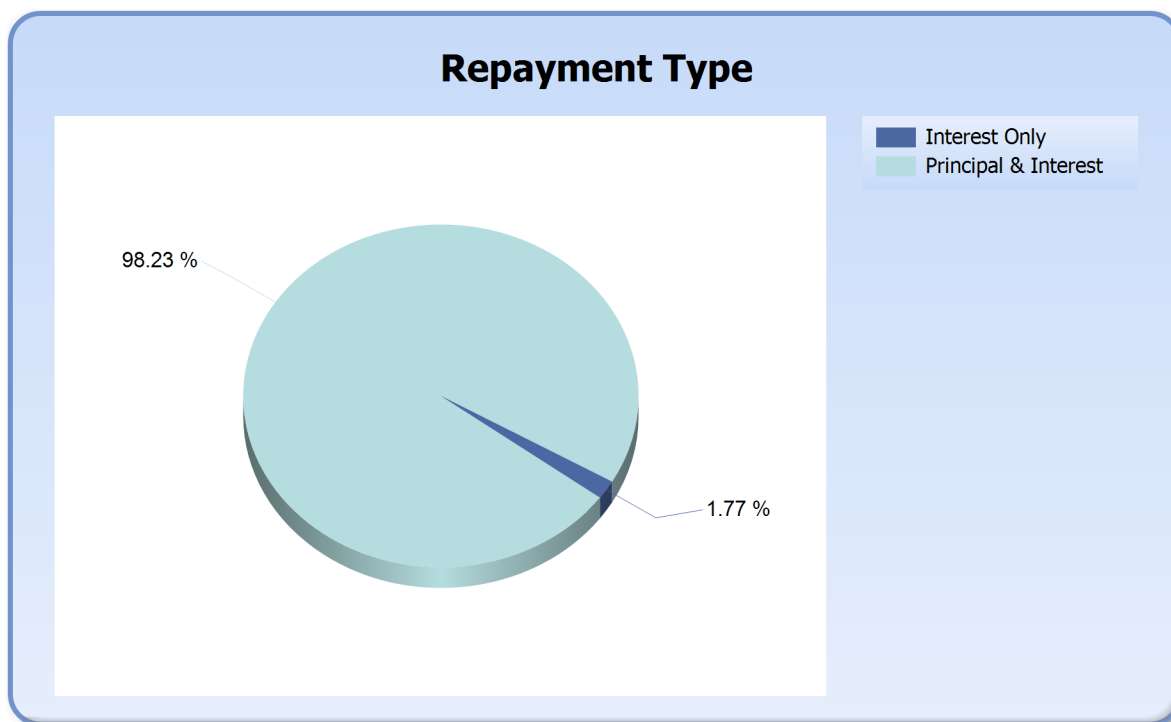
Interest Type	Current Balance	Current Balance %
Fixed Rate	\$11,256,152.05	2.25%
Variable Rate	\$489,004,377.55	97.75%
<b>Total</b>	<b>\$500,260,529.60</b>	<b>100.00%</b>



# IDOL Trust 2011-1

## General Collateral Report

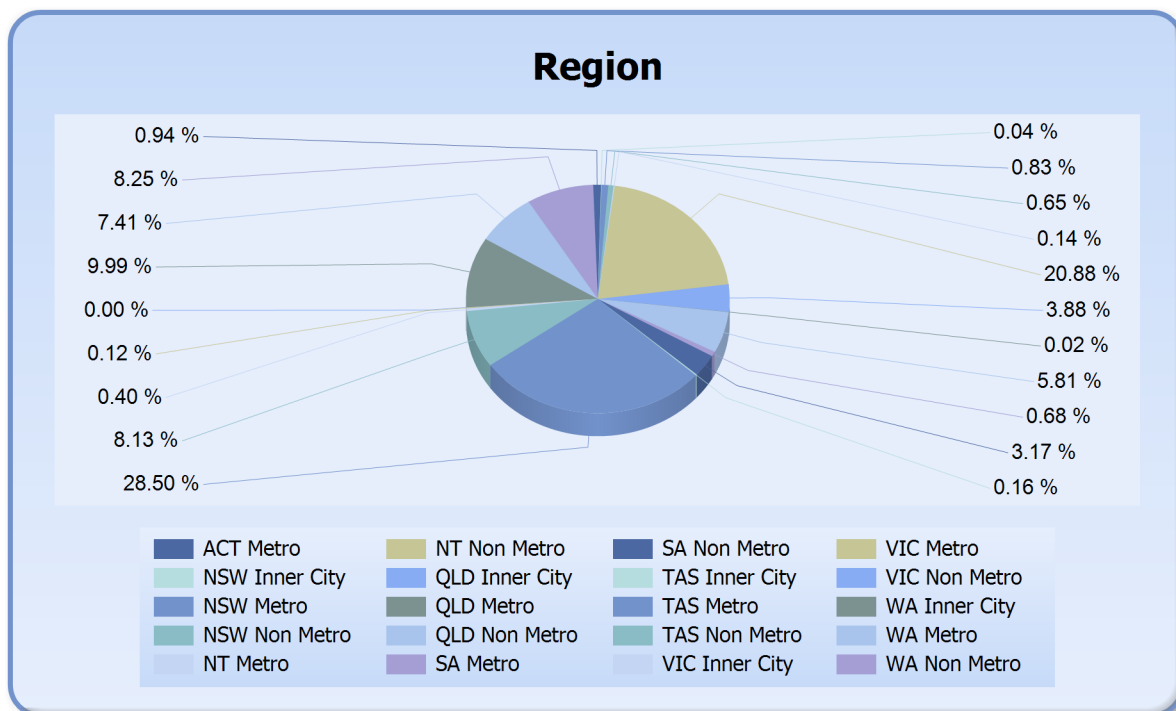
Repayment Type	Current Balance	Current Balance %
Interest Only	\$8,878,841.01	1.77%
Principal & Interest	\$491,381,688.59	98.23%
<b>Total</b>	<b>\$500,260,529.60</b>	<b>100.00%</b>



# IDOL Trust 2011-1

## General Collateral Report

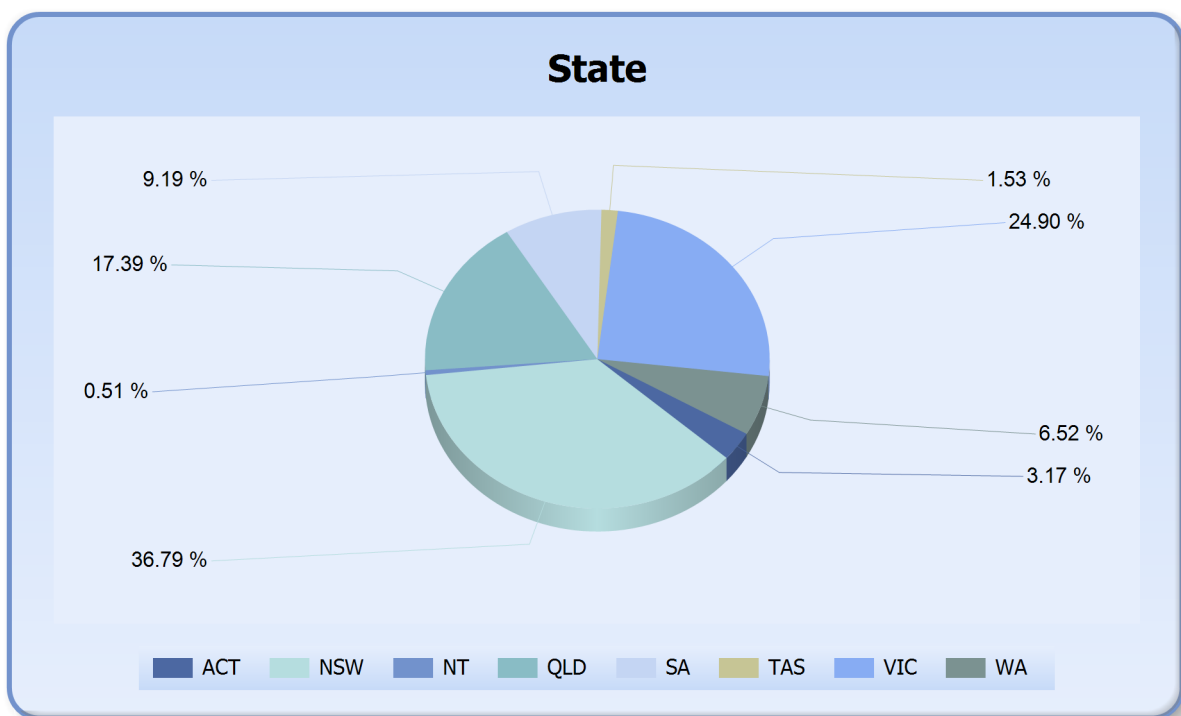
Region	Current Balance	Current Balance %
ACT Metro	\$15,843,643.37	3.17%
NSW Inner City	\$805,162.03	0.16%
NSW Metro	\$142,590,521.87	28.50%
NSW Non Metro	\$40,664,646.95	8.13%
NT Metro	\$1,977,380.30	0.40%
NT Non Metro	\$581,663.71	0.12%
QLD Inner City	\$942.40	0.00%
QLD Metro	\$49,960,288.86	9.99%
QLD Non Metro	\$37,045,332.22	7.41%
SA Metro	\$41,250,565.43	8.25%
SA Non Metro	\$4,726,115.53	0.94%
TAS Inner City	\$219,592.02	0.04%
TAS Metro	\$4,175,282.61	0.83%
TAS Non Metro	\$3,239,554.61	0.65%
VIC Inner City	\$713,918.28	0.14%
VIC Metro	\$104,459,800.81	20.88%
VIC Non Metro	\$19,408,437.53	3.88%
WA Inner City	\$109,176.98	0.02%
WA Metro	\$29,071,649.81	5.81%
WA Non Metro	\$3,416,854.28	0.68%
<b>Total</b>	<b>\$500,260,529.60</b>	<b>100.00%</b>



# IDOL Trust 2011-1

## General Collateral Report

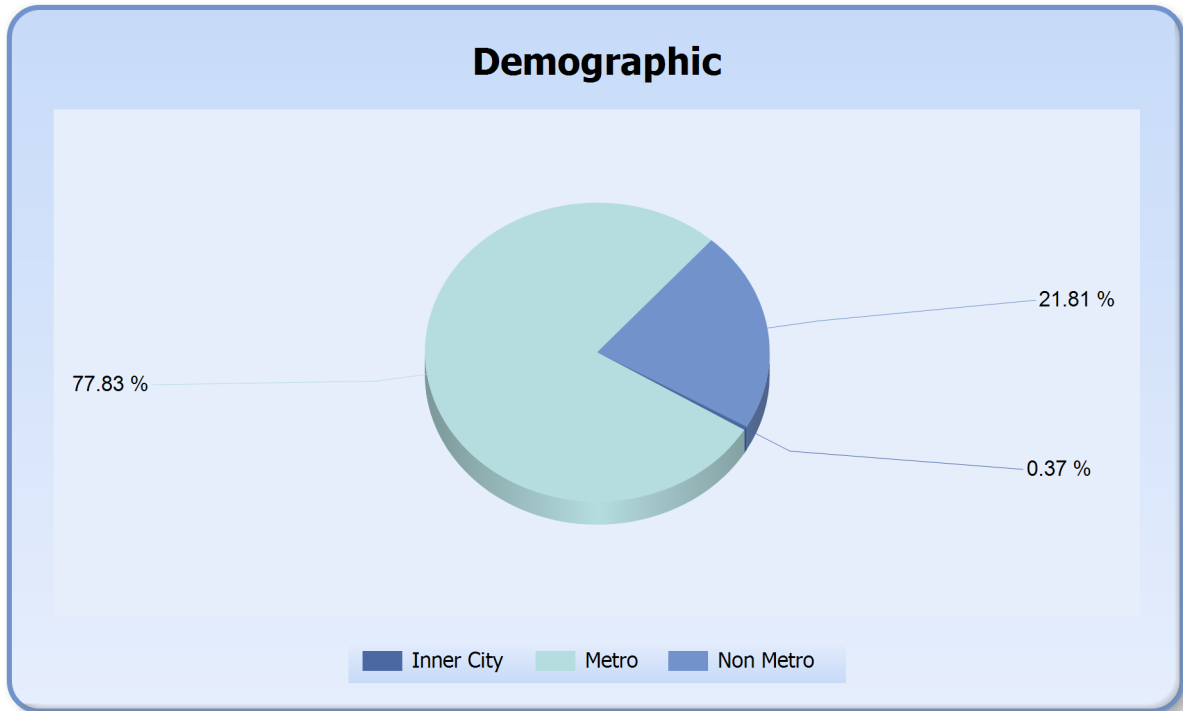
State	Current Balance	Current Balance %
ACT	\$15,843,643.37	3.17%
NSW	\$184,060,330.85	36.79%
NT	\$2,559,044.01	0.51%
QLD	\$87,006,563.48	17.39%
SA	\$45,976,680.96	9.19%
TAS	\$7,634,429.24	1.53%
VIC	\$124,582,156.62	24.90%
WA	\$32,597,681.07	6.52%
<b>Total</b>	<b>\$500,260,529.60</b>	<b>100.00%</b>



# IDOL Trust 2011-1

## General Collateral Report

Demographic	Current Balance	Current Balance %
Inner City	\$1,848,791.71	0.37%
Metro	\$389,329,133.06	77.83%
Non Metro	\$109,082,604.83	21.81%
<b>Total</b>	<b>\$500,260,529.60</b>	<b>100.00%</b>



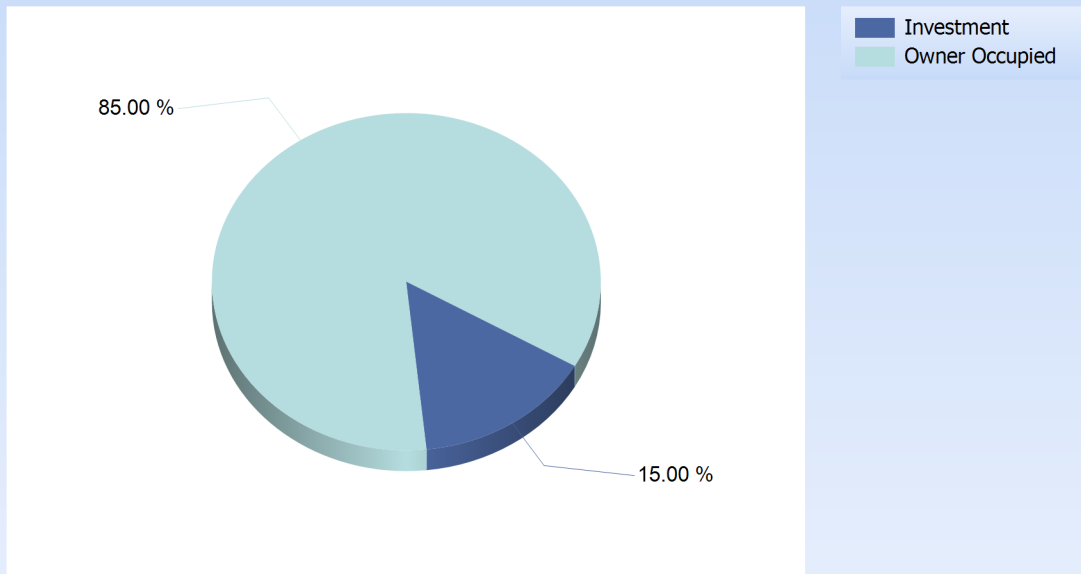


# IDOL Trust 2011-1

## General Collateral Report

Occupancy Type	Current Balance	Current Balance %
Investment	\$75,024,828.04	15.00%
Owner Occupied	\$425,235,701.56	85.00%
<b>Total</b>	<b>\$500,260,529.60</b>	<b>100.00%</b>

### Occupancy



# IDOL Trust 2011-1

## General Collateral Report

Document Type	Current Balance	Current Balance %
Full Doc	\$500,260,529.60	100%
<b>Total</b>	<b>\$500,260,529.60</b>	<b>100%</b>

