

# IDOL Trust 2011-1

## General Collateral Report

### Monthly Analysis Details:

<b>Date of Pool Cut:</b>	<b>28 Feb 2015</b>
<b>Number of Loans:</b>	<b>1,686</b>
<b>Total Current Balance:</b>	<b>\$271,305,378.46</b>
<b>Total Original Balance:</b>	<b>\$401,523,441.87</b>
<b>Total Current Variable Balance:</b>	<b>\$259,646,793.16</b>
<b>Total Current Fixed Balance:</b>	<b>\$11,658,585.30</b>
<b>Fixed Rate Balance as % of Total:</b>	<b>4.30%</b>
<b>Maximum Current Loan Balance:</b>	<b>\$544,649.69</b>
<b>Maximum Original Loan Balance:</b>	<b>\$760,000.00</b>
<b>Maximum Current LVR:</b>	<b>93.43%</b>
<b>Average Current Loan Balance:</b>	<b>\$160,916.59</b>
<b>Average Original Loan Balance:</b>	<b>\$238,151.51</b>
<b>Weighted Average Current LVR:</b>	<b>58.10%</b>

	<b>Full Doc</b>	<b>Lo Doc</b>	<b>Total</b>
% Insured Loans Covered by Genworth	99.85%	0.00%	99.85%
% Insured Loans Covered by QBE	0.15%	0.00%	0.15%
<b>Total</b>	<b>100.00%</b>	<b>0.00%</b>	<b>100.00%</b>

<b>Weighted Average Borrower Interest Rate:</b>	<b>4.96%</b>
<b>Weighted Average Variable Borrower Interest Rate:</b>	<b>4.96%</b>
<b>Weighted Average Fixed Borrower Interest Rate:</b>	<b>4.98%</b>

# IDOL Trust 2011-1

---

## General Collateral Report

	<b>Months</b>	<b>Years</b>
<b>Maximum Remaining Term:</b>	311.60	25.97
<b>Weighted Average Remaining Term:</b>	264.79	22.07
<b>Maximum Original Term:</b>	360.00	30.00
<b>Weighted Average Original Term:</b>	355.87	29.66
<b>Weighted Average Seasoning:</b>	91.09	7.59

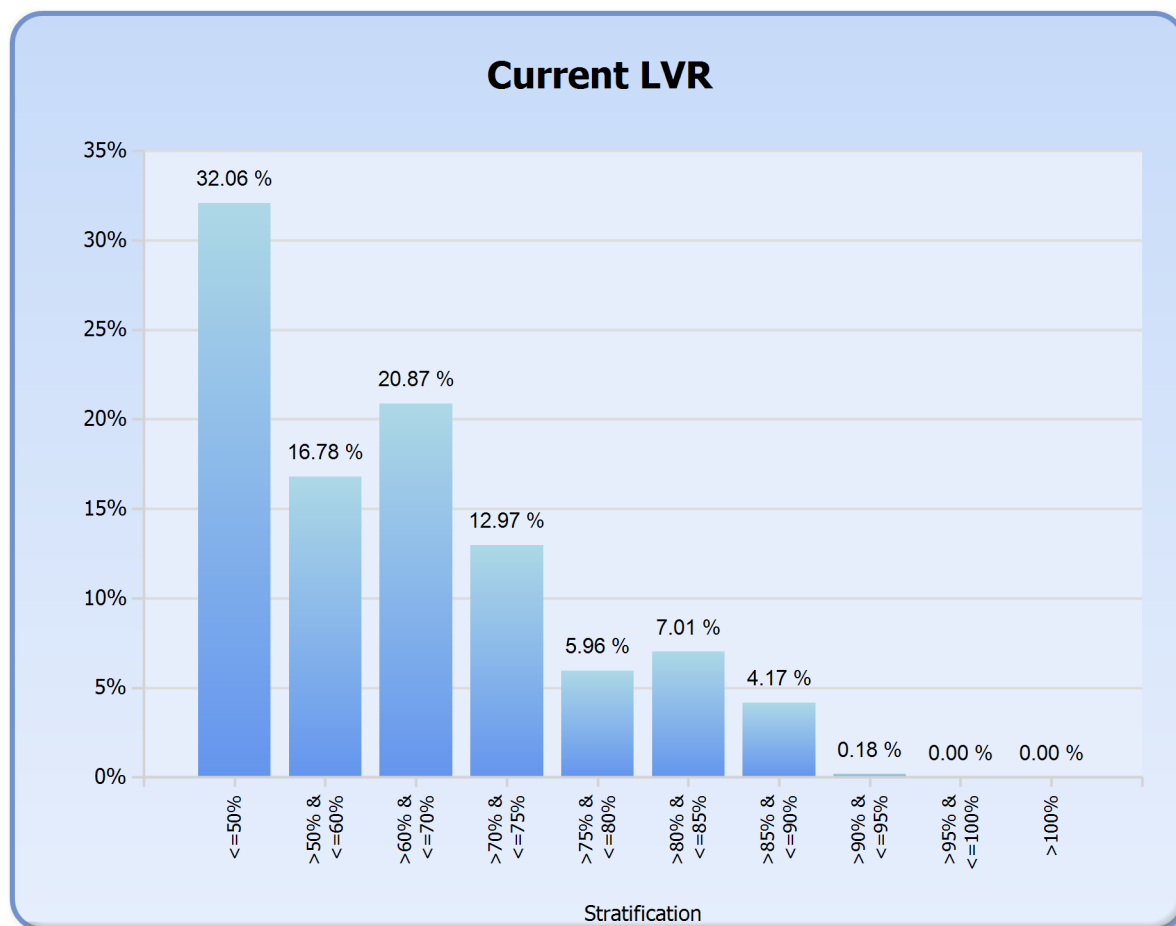
**Investment Properties as % of Total:** 15.64%

<b>Arrears Distribution:</b>	<b>Balance</b>
<= 30 days:	\$270,099,706.26
31 - 60 days:	\$1,099,234.25
61 - 90 days:	\$0.00
91+ days:	\$106,437.95

# IDOL Trust 2011-1

## General Collateral Report

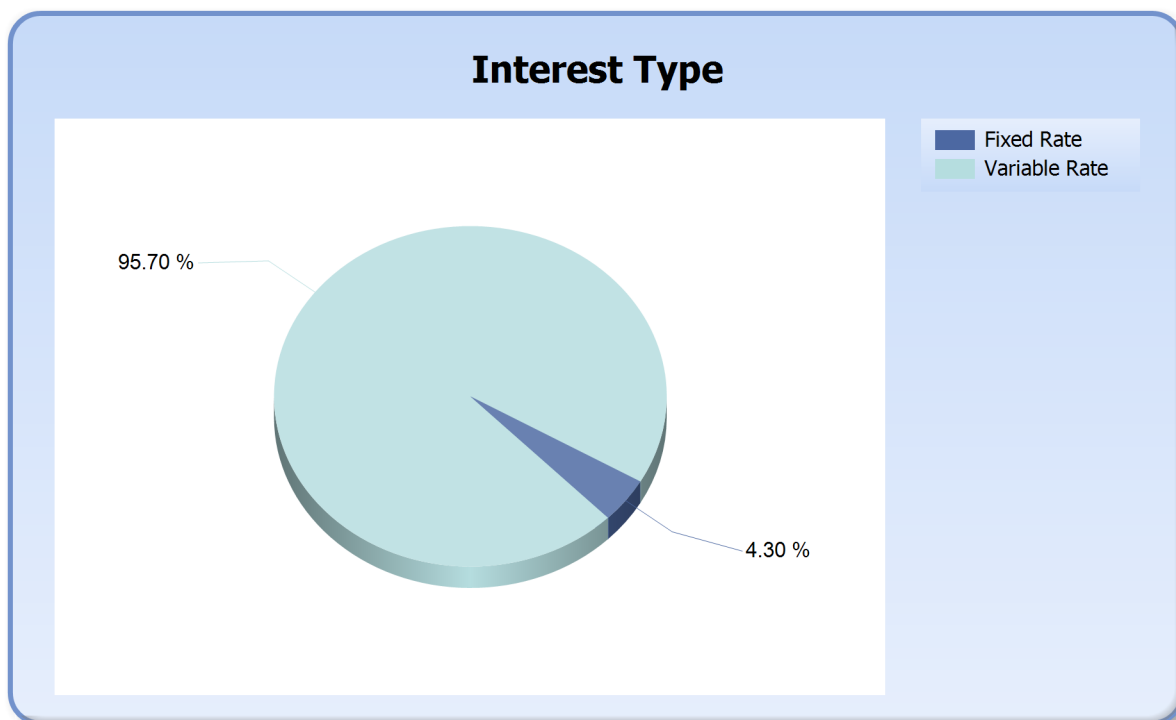
Current LVR	Current Balance	Current Balance %
<=50%	\$86,981,235.60	32.06%
>50% & <=60%	\$45,535,989.26	16.78%
>60% & <=70%	\$56,608,809.26	20.87%
>70% & <=75%	\$35,181,713.83	12.97%
>75% & <=80%	\$16,179,426.48	5.96%
>80% & <=85%	\$19,026,175.76	7.01%
>85% & <=90%	\$11,313,365.89	4.17%
>90% & <=95%	\$478,662.38	0.18%
>95% & <=100%	\$0.00	0.00%
>100%	\$0.00	0.00%
<b>Total</b>	<b>\$271,305,378.46</b>	<b>100.00%</b>



# IDOL Trust 2011-1

## General Collateral Report

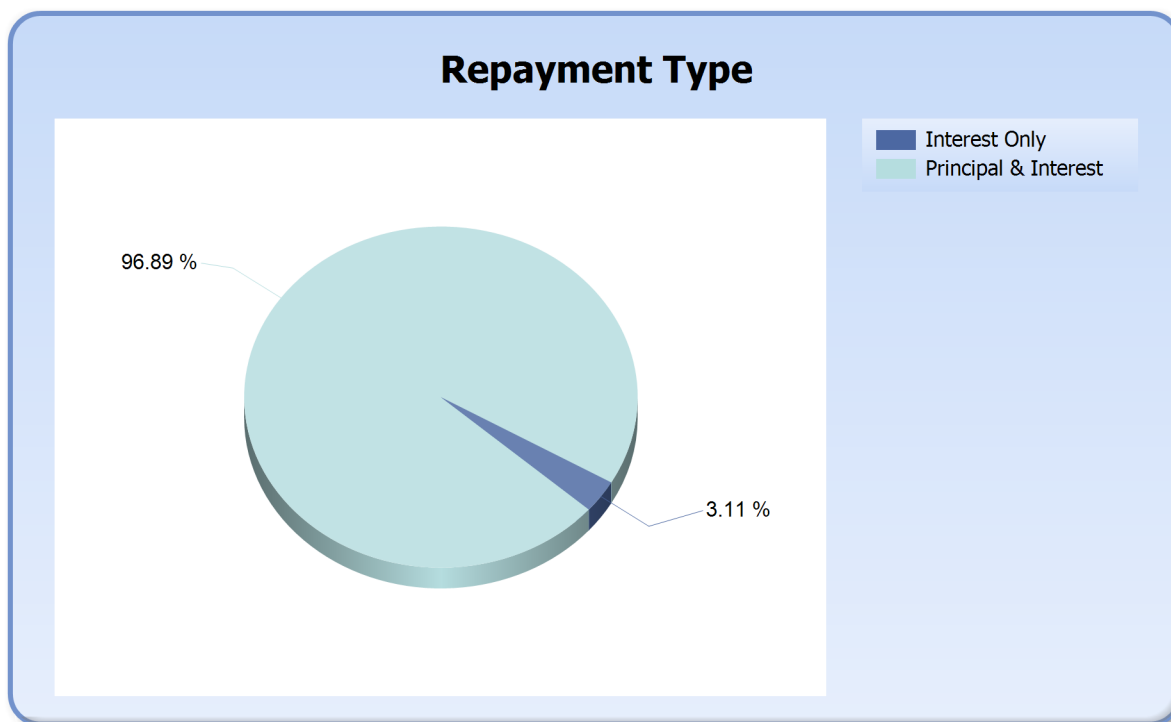
Interest Type	Current Balance	Current Balance %
FIXED RATE	\$11,658,585.30	4.30%
VARIABLE RATE	\$259,646,793.16	95.70%
<b>Total</b>	<b>\$271,305,378.46</b>	<b>100.00%</b>



# IDOL Trust 2011-1

## General Collateral Report

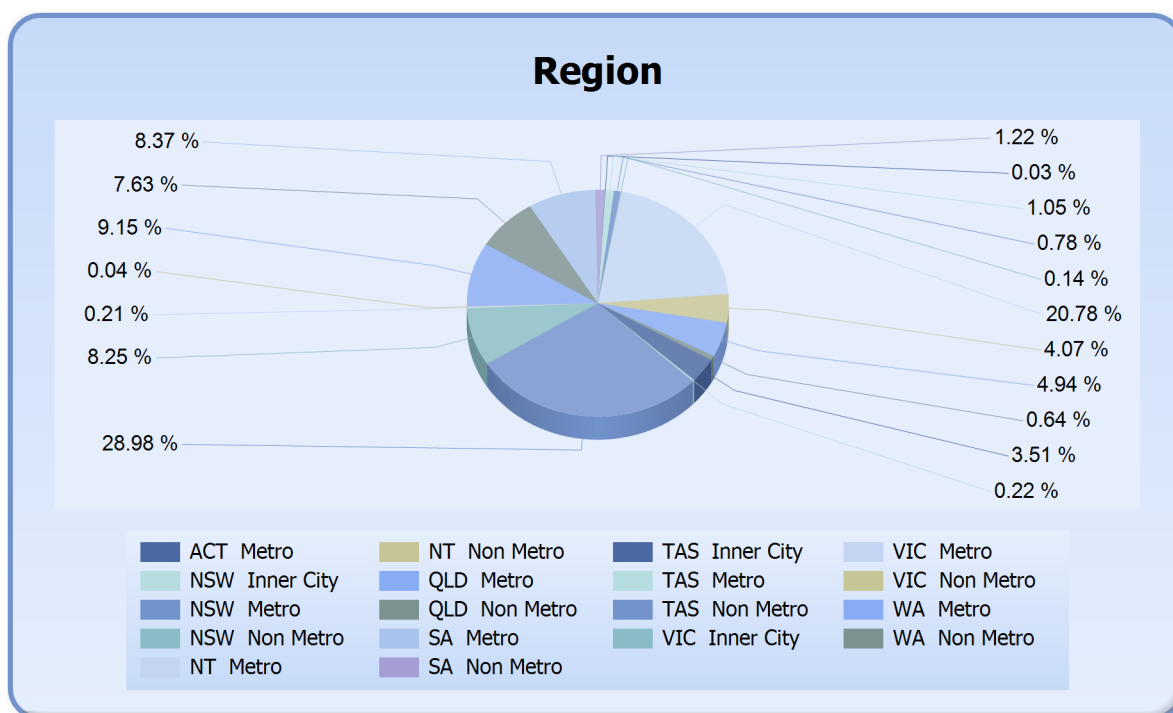
Repayment Type	Current Balance	Current Balance %
Interest Only	\$373,142.08	0.14%
Principal & Interest	\$270,932,236.38	99.86%
<b>Total</b>	<b>\$271,305,378.46</b>	<b>100.00%</b>



# IDOL Trust 2011-1

## General Collateral Report

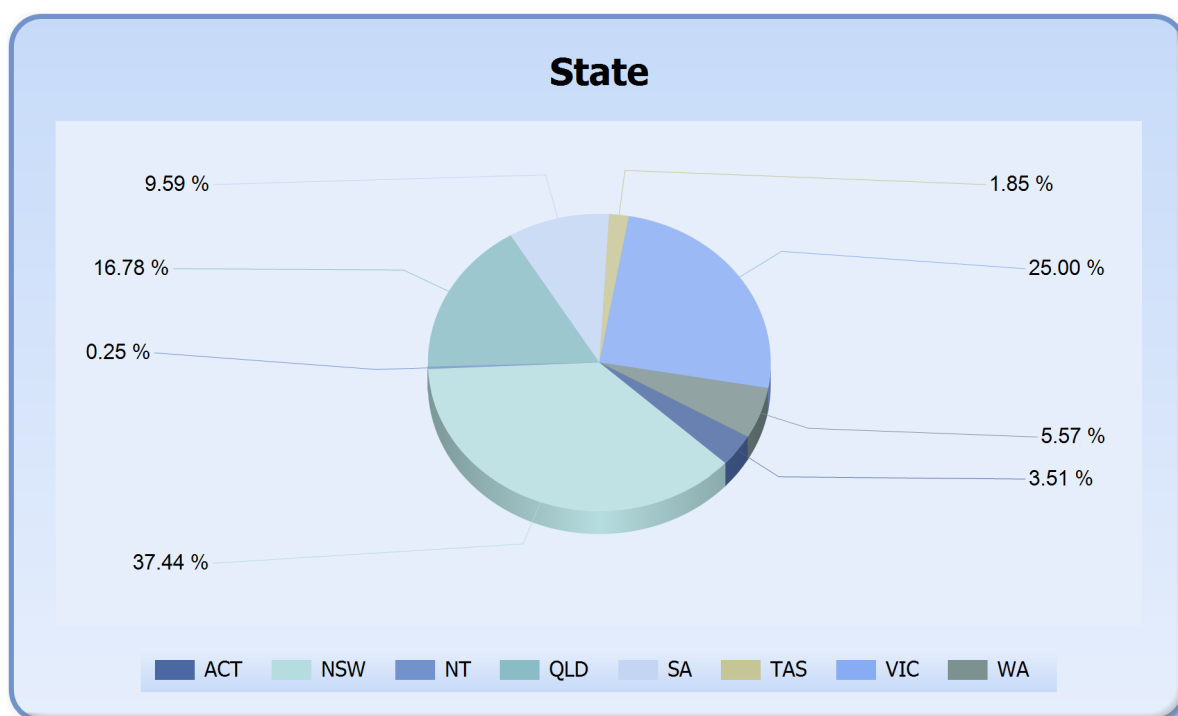
Region	Current Balance	Current Balance %
ACT Metro	\$9,525,908.36	3.51%
NSW Inner City	\$590,105.93	0.22%
NSW Metro	\$78,618,005.47	28.98%
NSW Non Metro	\$22,375,836.17	8.25%
NT Metro	\$572,106.24	0.21%
NT Non Metro	\$114,608.45	0.04%
QLD Metro	\$24,826,657.34	9.15%
QLD Non Metro	\$20,711,747.89	7.63%
SA Metro	\$22,709,129.33	8.37%
SA Non Metro	\$3,298,711.53	1.22%
TAS Inner City	\$73,128.25	0.03%
TAS Metro	\$2,838,021.20	1.05%
TAS Non Metro	\$2,113,250.69	0.78%
VIC Inner City	\$389,065.44	0.14%
VIC Metro	\$56,374,345.77	20.78%
VIC Non Metro	\$11,052,185.29	4.07%
WA Metro	\$13,388,984.53	4.94%
WA Non Metro	\$1,733,580.58	0.64%
<b>Total</b>	<b>\$271,305,378.46</b>	<b>100.00%</b>



# IDOL Trust 2011-1

## General Collateral Report

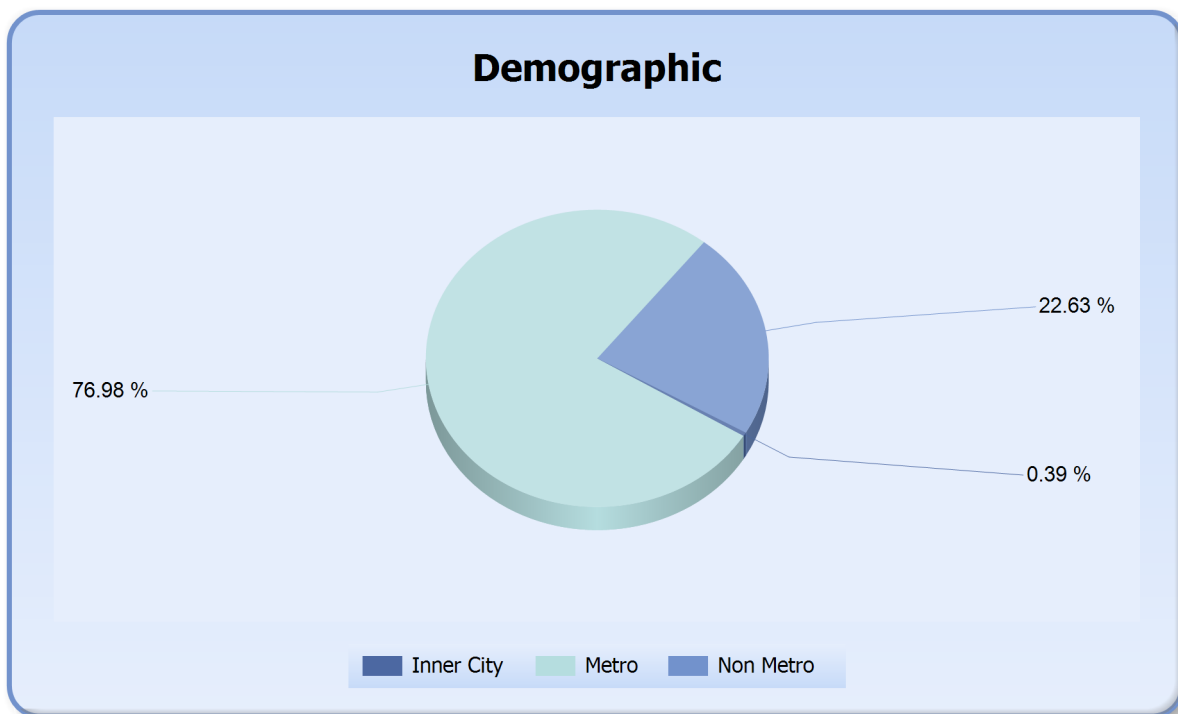
State	Current Balance	Current Balance %
ACT	\$9,525,908.36	3.51%
NSW	\$101,583,947.57	37.44%
NT	\$686,714.69	0.25%
QLD	\$45,538,405.23	16.78%
SA	\$26,007,840.86	9.59%
TAS	\$5,024,400.14	1.85%
VIC	\$67,815,596.50	25.00%
WA	\$15,122,565.11	5.57%
<b>Total</b>	<b>\$271,305,378.46</b>	<b>100.00%</b>



# IDOL Trust 2011-1

## General Collateral Report

Demographic	Current Balance	Current Balance %
Inner City	\$1,052,299.62	0.39%
Metro	\$208,853,158.24	76.98%
Non Metro	\$61,399,920.60	22.63%
<b>Total</b>	<b>\$271,305,378.46</b>	<b>100.00%</b>



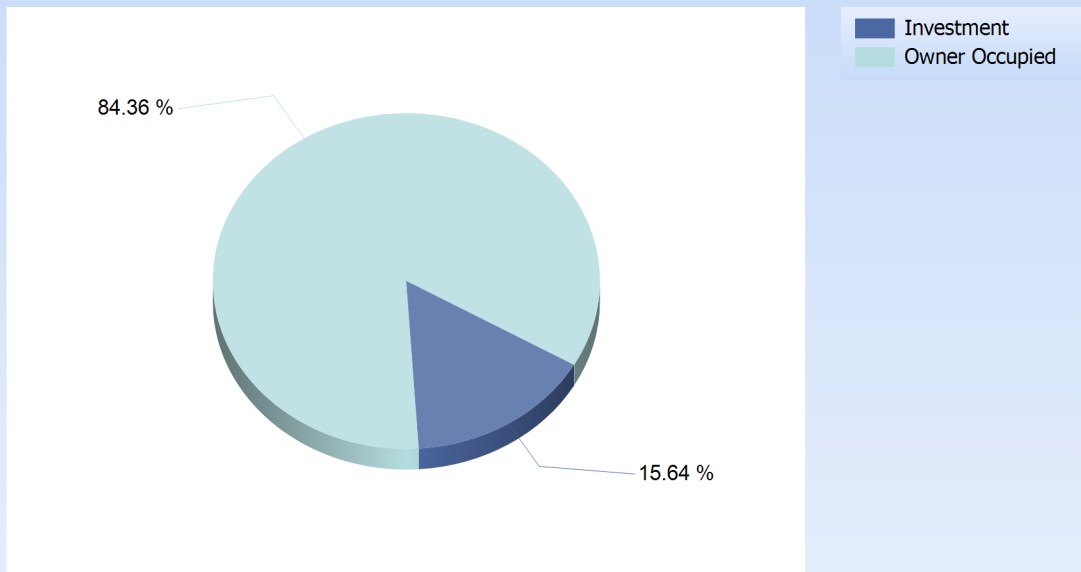


# IDOL Trust 2011-1

## General Collateral Report

Occupancy Type	Current Balance	Current Balance %
Investment	\$42,418,764.81	15.64%
Owner Occupied	\$228,886,613.65	84.36%
<b>Total</b>	<b>\$271,305,378.46</b>	<b>100.00%</b>

### Occupancy



# IDOL Trust 2011-1

## General Collateral Report

Document Type	Current Balance	Current Balance %
Full Doc	\$271,305,378.46	100.00%
<b>Total</b>	<b>\$271,305,378.46</b>	<b>100.00%</b>

