

# IDOL Trust 2011-1

## General Collateral Report

### Monthly Analysis Details:

<b>Date of Pool Cut:</b>	<b>28 Feb 2013</b>
<b>Number of Loans:</b>	<b>2,573</b>
<b>Total Current Balance:</b>	<b>\$489,746,592.56</b>
<b>Total Original Balance:</b>	<b>\$625,195,246.23</b>
<b>Total Current Variable Balance:</b>	<b>\$478,505,805.30</b>
<b>Total Current Fixed Balance:</b>	<b>\$11,240,787.26</b>
<b>Fixed Rate Balance as % of Total:</b>	<b>2.30%</b>
<b>Maximum Current Loan Balance:</b>	<b>\$675,162.34</b>
<b>Maximum Original Loan Balance:</b>	<b>\$850,000.00</b>
<b>Maximum Current LVR:</b>	<b>94.26%</b>
<b>Average Current Loan Balance:</b>	<b>\$190,340.69</b>
<b>Average Original Loan Balance:</b>	<b>\$242,983.00</b>
<b>Weighted Average Current LVR:</b>	<b>62.66%</b>

	<b>Full Doc</b>	<b>Lo Doc</b>	<b>Total</b>
% Insured Loans Covered by Genworth	99.86%	0.00%	99.86%
% Insured Loans Covered by PMI	0.14%	0.00%	0.14%
<b>Total</b>	<b>100.00%</b>	<b>0.00%</b>	<b>100.00%</b>

<b>Weighted Average Borrower Interest Rate:</b>	<b>5.73%</b>
<b>Weighted Average Variable Borrower Interest Rate:</b>	<b>5.72%</b>
<b>Weighted Average Fixed Borrower Interest Rate:</b>	<b>6.36%</b>

# IDOL Trust 2011-1

---

## General Collateral Report

	<b>Months</b>	<b>Years</b>
<b>Maximum Remaining Term:</b>	352.20	29.35
<b>Weighted Average Remaining Term:</b>	288.57	24.05
<b>Maximum Original Term:</b>	360.00	30.00
<b>Weighted Average Original Term:</b>	355.57	29.63
<b>Weighted Average Seasoning:</b>	67.01	5.58

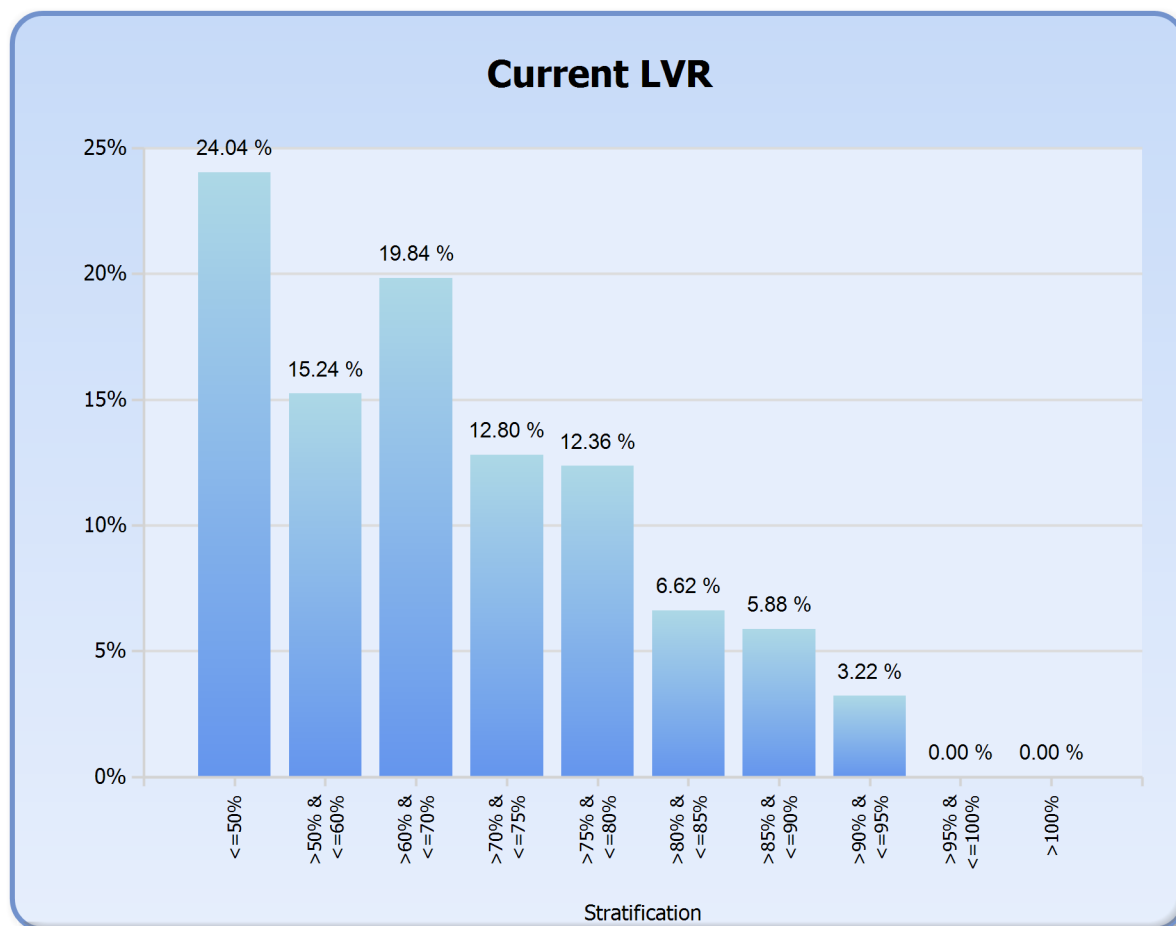
**Investment Properties as % of Total:** 15.19%

<b>Arrears Distribution:</b>	<b>Balance</b>
<= 30 days:	\$488,707,671.38
31 - 60 days:	\$904,551.38
61 - 90 days:	\$0.00
91+ days:	\$134,369.80

# IDOL Trust 2011-1

## General Collateral Report

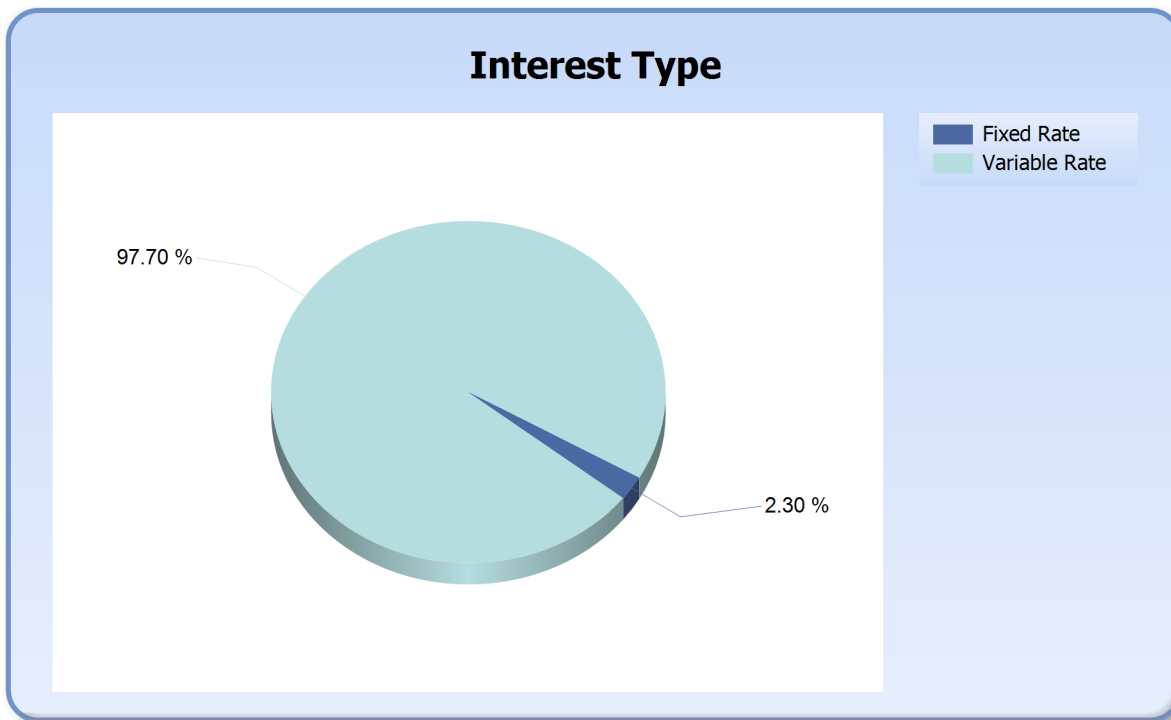
Current LVR	Current Balance	Current Balance %
<=50%	\$117,732,196.18	24.04%
>50% & <=60%	\$74,620,174.51	15.24%
>60% & <=70%	\$97,184,586.52	19.84%
>70% & <=75%	\$62,697,888.04	12.80%
>75% & <=80%	\$60,528,304.80	12.36%
>80% & <=85%	\$32,411,141.52	6.62%
>85% & <=90%	\$28,814,584.32	5.88%
>90% & <=95%	\$15,757,716.67	3.22%
>95% & <=100%	\$0.00	0.00%
>100%	\$0.00	0.00%
<b>Total</b>	<b>\$489,746,592.56</b>	<b>100.00%</b>



# IDOL Trust 2011-1

## General Collateral Report

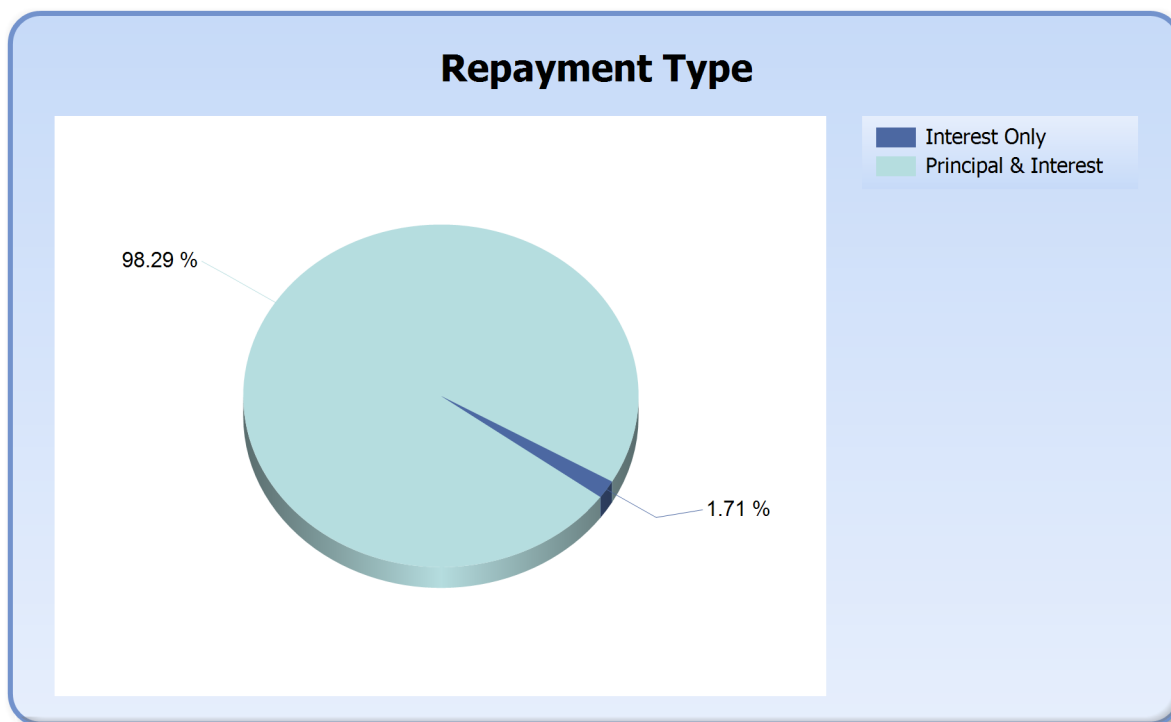
Interest Type	Current Balance	Current Balance %
Fixed Rate	\$11,240,787.26	2.30%
Variable Rate	\$478,505,805.30	97.70%
<b>Total</b>	<b>\$489,746,592.56</b>	<b>100.00%</b>



# IDOL Trust 2011-1

## General Collateral Report

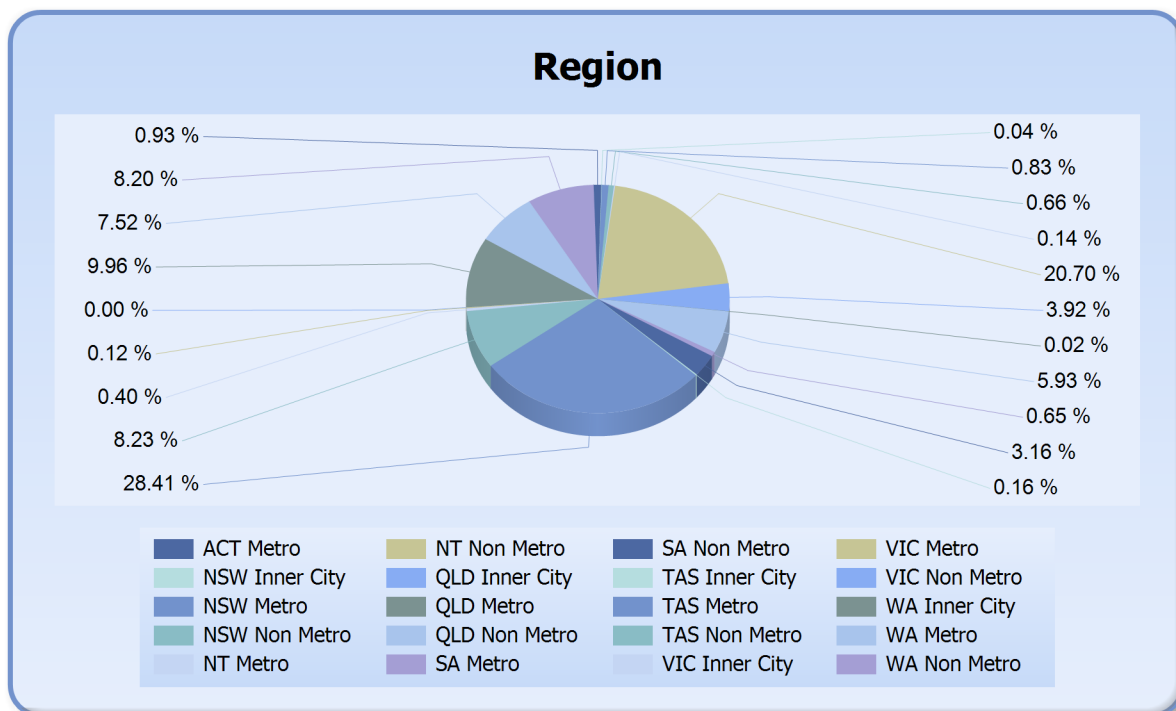
Repayment Type	Current Balance	Current Balance %
Interest Only	\$8,387,898.46	1.71%
Principal & Interest	\$481,358,694.10	98.29%
<b>Total</b>	<b>\$489,746,592.56</b>	<b>100.00%</b>



# IDOL Trust 2011-1

## General Collateral Report

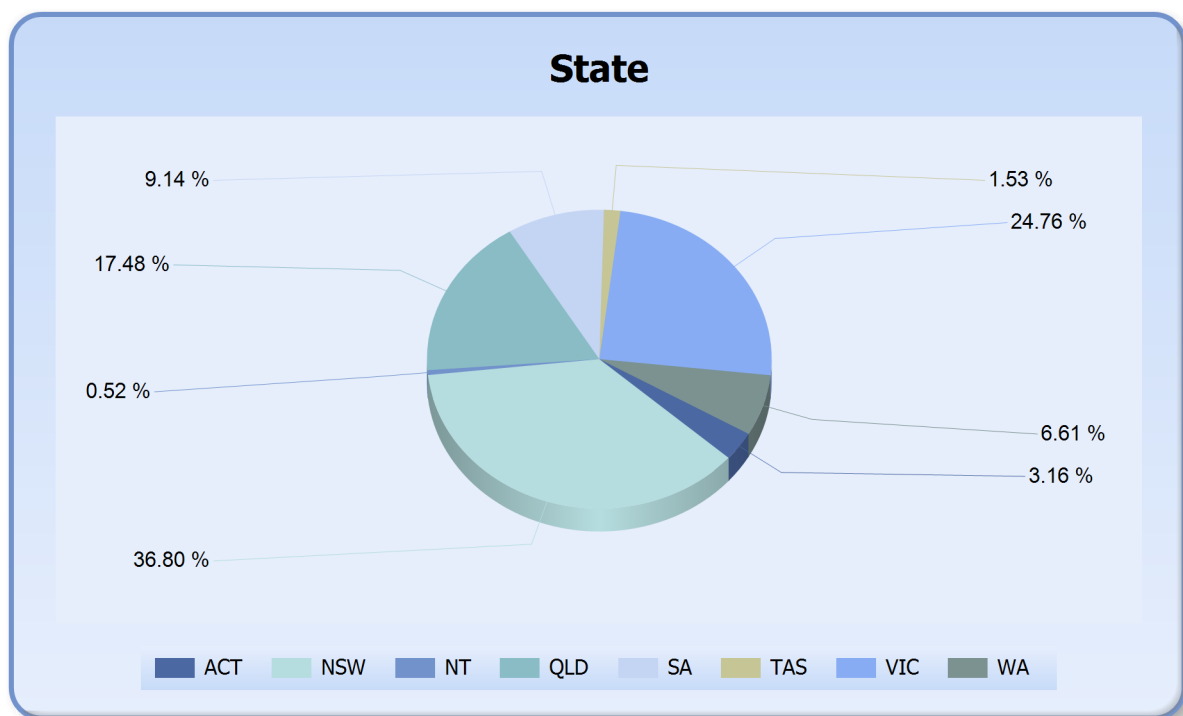
Region	Current Balance	Current Balance %
ACT Metro	\$15,476,654.73	3.16%
NSW Inner City	\$797,255.94	0.16%
NSW Metro	\$139,156,834.04	28.41%
NSW Non Metro	\$40,282,466.76	8.23%
NT Metro	\$1,955,217.25	0.40%
NT Non Metro	\$587,127.96	0.12%
QLD Inner City	\$535.20	0.00%
QLD Metro	\$48,780,055.52	9.96%
QLD Non Metro	\$36,815,062.33	7.52%
SA Metro	\$40,176,150.23	8.20%
SA Non Metro	\$4,579,126.38	0.93%
TAS Inner City	\$218,319.56	0.04%
TAS Metro	\$4,068,518.61	0.83%
TAS Non Metro	\$3,228,230.73	0.66%
VIC Inner City	\$691,188.71	0.14%
VIC Metro	\$101,361,048.16	20.70%
VIC Non Metro	\$19,202,490.41	3.92%
WA Inner City	\$108,414.62	0.02%
WA Metro	\$29,054,566.81	5.93%
WA Non Metro	\$3,207,328.61	0.65%
<b>Total</b>	<b>\$489,746,592.56</b>	<b>100.00%</b>



# IDOL Trust 2011-1

## General Collateral Report

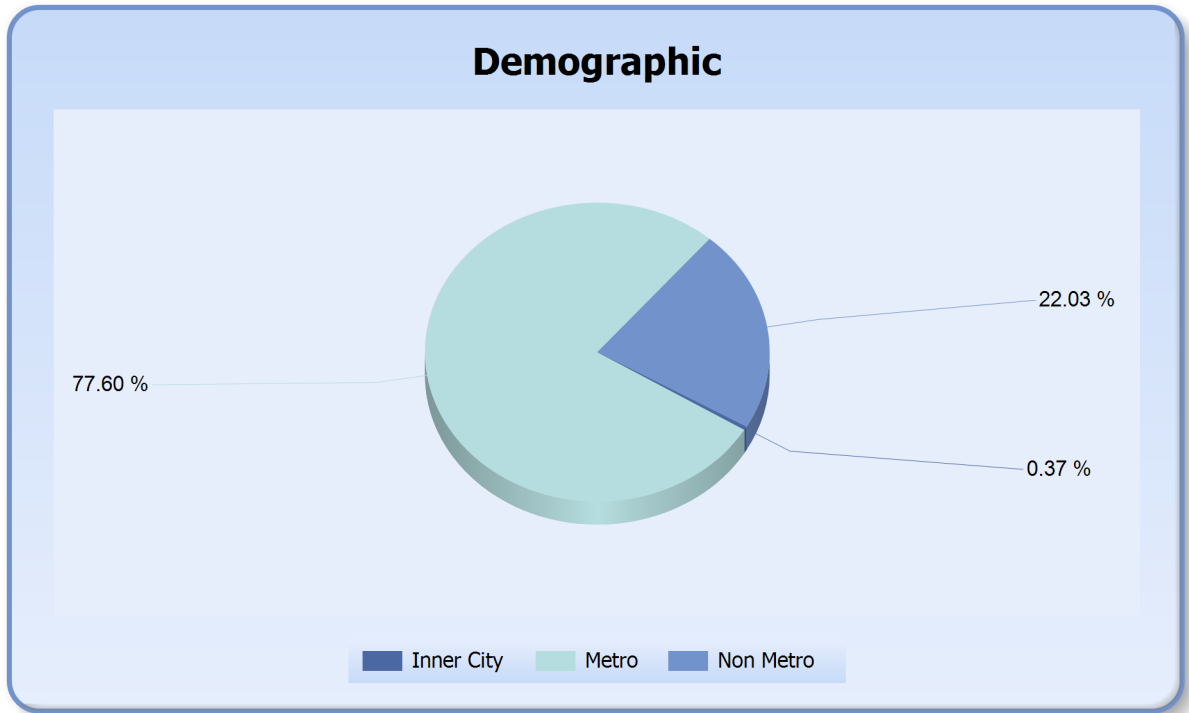
State	Current Balance	Current Balance %
ACT	\$15,476,654.73	3.16%
NSW	\$180,236,556.74	36.80%
NT	\$2,542,345.21	0.52%
QLD	\$85,595,653.05	17.48%
SA	\$44,755,276.61	9.14%
TAS	\$7,515,068.90	1.53%
VIC	\$121,254,727.28	24.76%
WA	\$32,370,310.04	6.61%
<b>Total</b>	<b>\$489,746,592.56</b>	<b>100.00%</b>



# IDOL Trust 2011-1

## General Collateral Report

Demographic	Current Balance	Current Balance %
Inner City	\$1,815,714.03	0.37%
Metro	\$380,029,045.35	77.60%
Non Metro	\$107,901,833.18	22.03%
<b>Total</b>	<b>\$489,746,592.56</b>	<b>100.00%</b>



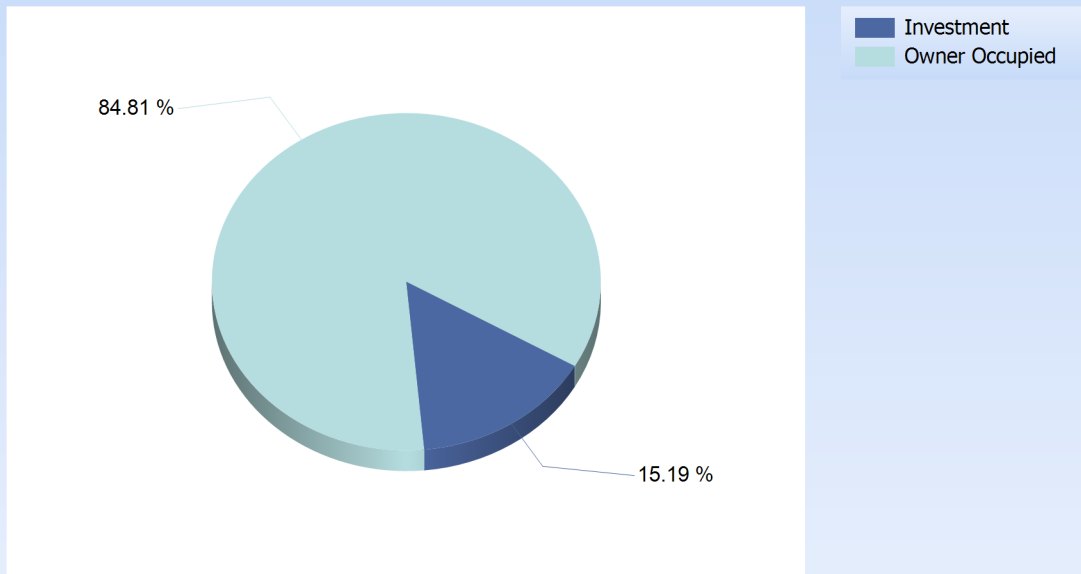


# IDOL Trust 2011-1

## General Collateral Report

Occupancy Type	Current Balance	Current Balance %
Investment	\$74,408,012.35	15.19%
Owner Occupied	\$415,338,580.21	84.81%
<b>Total</b>	<b>\$489,746,592.56</b>	<b>100.00%</b>

### Occupancy



# IDOL Trust 2011-1

## General Collateral Report

Document Type	Current Balance	Current Balance %
Full Doc	\$489,746,592.56	100%
<b>Total</b>	<b>\$489,746,592.56</b>	<b>100%</b>

