

# IDOL Trust 2011-1

## General Collateral Report

### Monthly Analysis Details:

<b>Date of Pool Cut:</b>	<b>30 Apr 2015</b>
<b>Number of Loans:</b>	<b>1,623</b>
<b>Total Current Balance:</b>	<b>\$258,327,532.55</b>
<b>Total Original Balance:</b>	<b>\$385,826,264.87</b>
<b>Total Current Variable Balance:</b>	<b>\$247,450,980.27</b>
<b>Total Current Fixed Balance:</b>	<b>\$10,876,552.28</b>
<b>Fixed Rate Balance as % of Total:</b>	<b>4.21%</b>
<b>Maximum Current Loan Balance:</b>	<b>\$542,689.72</b>
<b>Maximum Original Loan Balance:</b>	<b>\$760,000.00</b>
<b>Maximum Current LVR:</b>	<b>93.44%</b>
<b>Average Current Loan Balance:</b>	<b>\$159,166.69</b>
<b>Average Original Loan Balance:</b>	<b>\$237,724.13</b>
<b>Weighted Average Current LVR:</b>	<b>57.81%</b>

	<b>Full Doc</b>	<b>Lo Doc</b>	<b>Total</b>
% Insured Loans Covered by Genworth	99.85%	0.00%	99.85%
% Insured Loans Covered by QBE	0.15%	0.00%	0.15%
<b>Total</b>	<b>100.00%</b>	<b>0.00%</b>	<b>100.00%</b>

<b>Weighted Average Borrower Interest Rate:</b>	<b>4.96%</b>
<b>Weighted Average Variable Borrower Interest Rate:</b>	<b>4.96%</b>
<b>Weighted Average Fixed Borrower Interest Rate:</b>	<b>4.94%</b>

# IDOL Trust 2011-1

---

## General Collateral Report

	<b>Months</b>	<b>Years</b>
<b>Maximum Remaining Term:</b>	309.50	25.79
<b>Weighted Average Remaining Term:</b>	262.66	21.89
<b>Maximum Original Term:</b>	360.00	30.00
<b>Weighted Average Original Term:</b>	355.82	29.65
<b>Weighted Average Seasoning:</b>	93.10	7.76

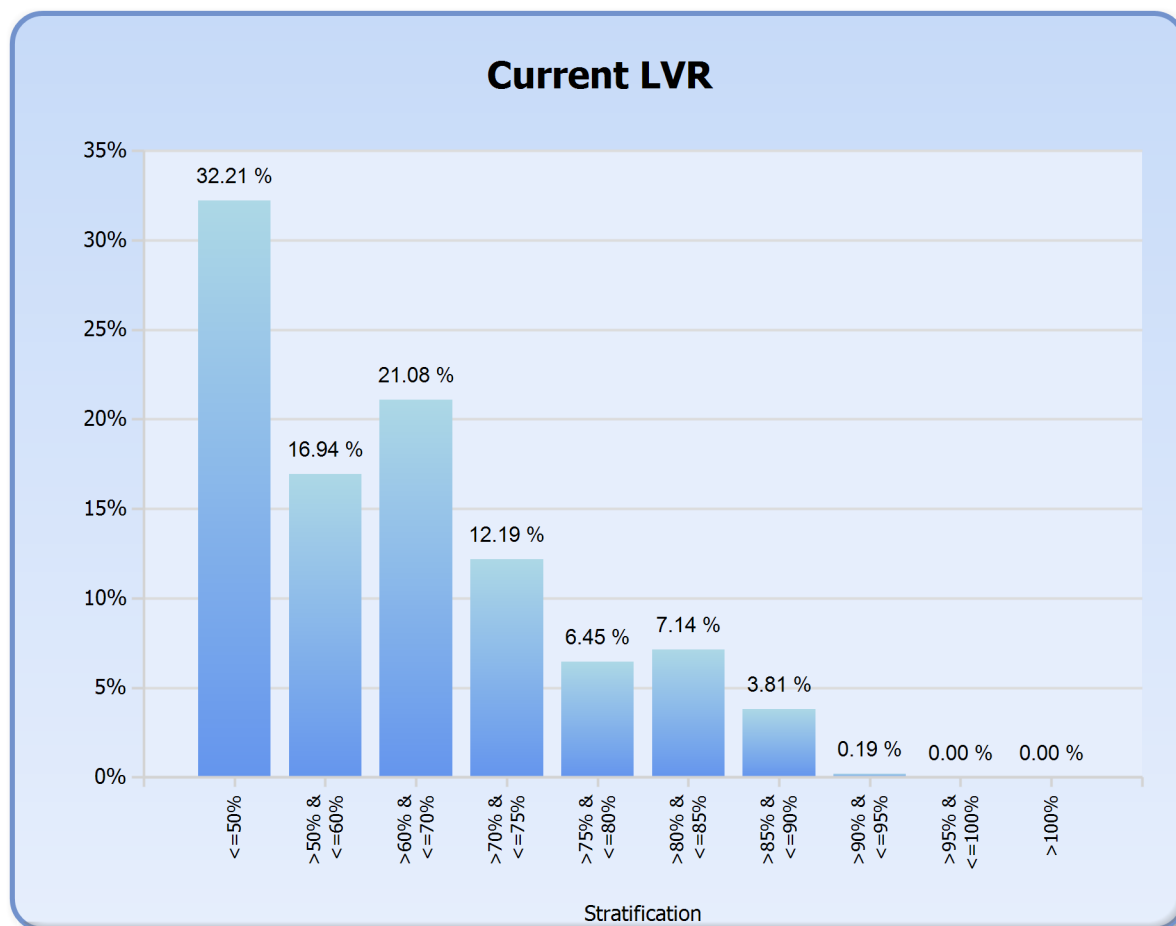
**Investment Properties as % of Total:** 15.67%

<b>Arrears Distribution:</b>	<b>Balance</b>
<= 30 days:	\$257,182,493.62
31 - 60 days:	\$498,108.17
61 - 90 days:	\$646,930.76
91+ days:	\$0.00

# IDOL Trust 2011-1

## General Collateral Report

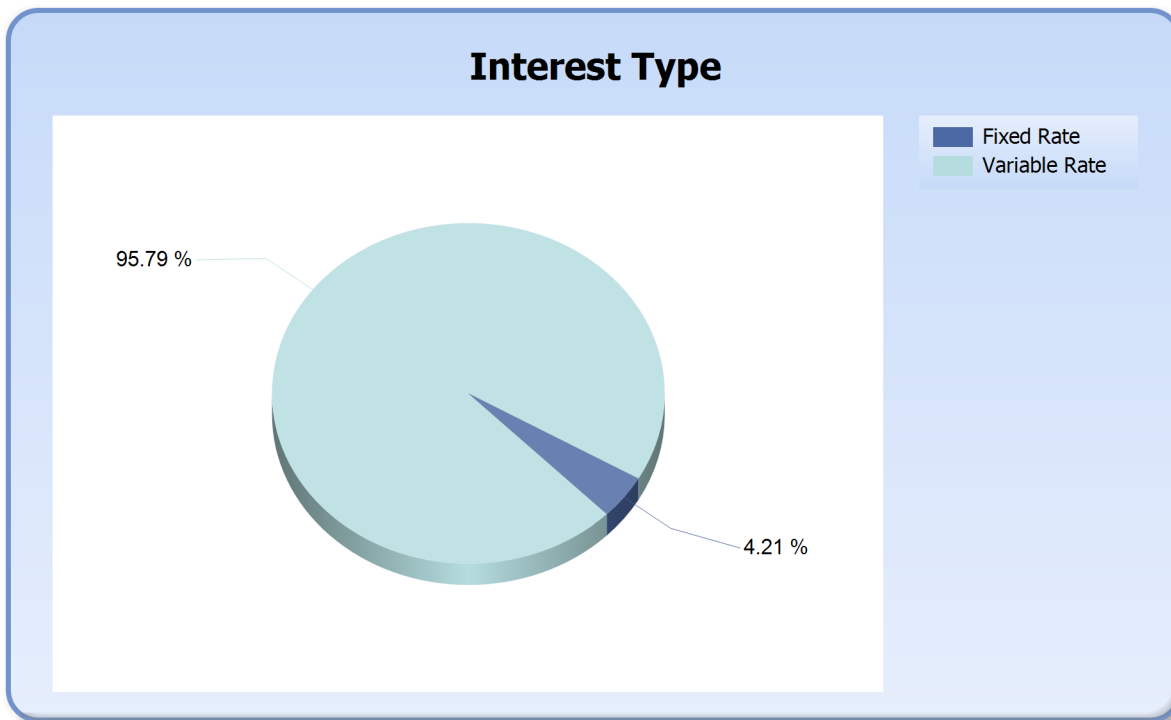
Current LVR	Current Balance	Current Balance %
<=50%	\$83,197,422.06	32.21%
>50% & <=60%	\$43,762,249.84	16.94%
>60% & <=70%	\$54,444,183.67	21.08%
>70% & <=75%	\$31,486,787.88	12.19%
>75% & <=80%	\$16,654,974.10	6.45%
>80% & <=85%	\$18,450,451.16	7.14%
>85% & <=90%	\$9,852,734.47	3.81%
>90% & <=95%	\$478,729.37	0.19%
>95% & <=100%	\$0.00	0.00%
>100%	\$0.00	0.00%
<b>Total</b>	<b>\$258,327,532.55</b>	<b>100.00%</b>



# IDOL Trust 2011-1

## General Collateral Report

Interest Type	Current Balance	Current Balance %
FIXED RATE	\$10,876,552.28	4.21%
VARIABLE RATE	\$247,450,980.27	95.79%
<b>Total</b>	<b>\$258,327,532.55</b>	<b>100.00%</b>



# IDOL Trust 2011-1

---

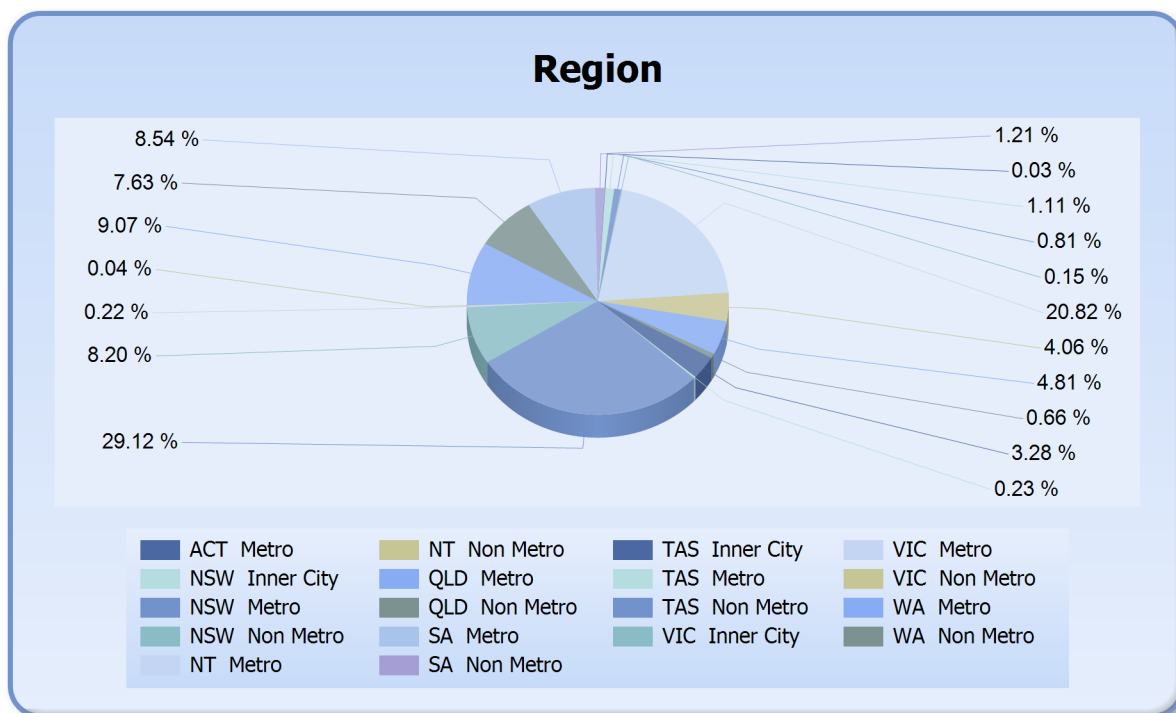
## General Collateral Report

<b>Repayment Type</b>	<b>Current Balance</b>	<b>Current Balance %</b>
<b>Interest Only</b>	\$373,238.64	0.14%
<b>Principal &amp; Interest</b>	\$257,954,294.91	99.86%
<b>Total</b>	<b>\$258,327,532.55</b>	<b>100.00%</b>

# IDOL Trust 2011-1

## General Collateral Report

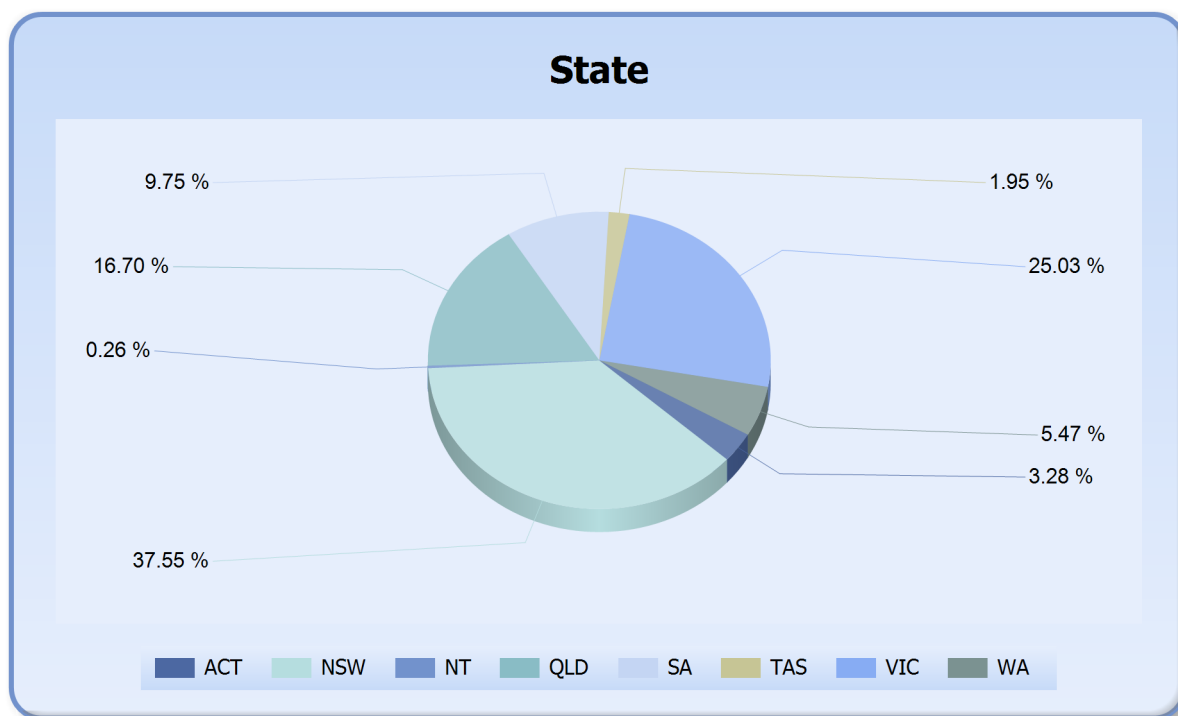
Region	Current Balance	Current Balance %
ACT Metro	\$8,480,547.21	3.28%
NSW Inner City	\$587,223.41	0.23%
NSW Metro	\$75,230,598.74	29.12%
NSW Non Metro	\$21,172,318.68	8.20%
NT Metro	\$561,879.60	0.22%
NT Non Metro	\$113,888.95	0.04%
QLD Metro	\$23,442,116.50	9.07%
QLD Non Metro	\$19,706,177.42	7.63%
SA Metro	\$22,065,514.11	8.54%
SA Non Metro	\$3,129,136.96	1.21%
TAS Inner City	\$70,474.07	0.03%
TAS Metro	\$2,863,728.38	1.11%
TAS Non Metro	\$2,103,898.03	0.81%
VIC Inner City	\$398,200.80	0.15%
VIC Metro	\$53,777,501.95	20.82%
VIC Non Metro	\$10,483,406.38	4.06%
WA Metro	\$12,423,355.34	4.81%
WA Non Metro	\$1,717,566.02	0.66%
<b>Total</b>	<b>\$258,327,532.55</b>	<b>100.00%</b>



# IDOL Trust 2011-1

## General Collateral Report

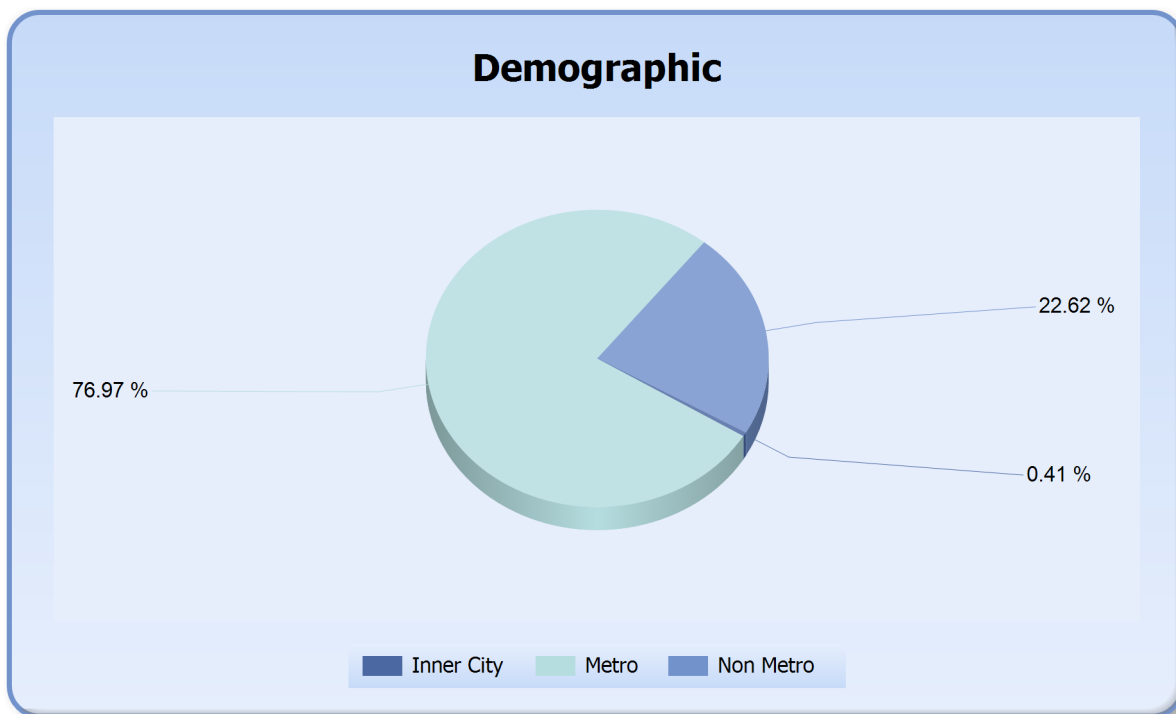
State	Current Balance	Current Balance %
ACT	\$8,480,547.21	3.28%
NSW	\$96,990,140.83	37.55%
NT	\$675,768.55	0.26%
QLD	\$43,148,293.92	16.70%
SA	\$25,194,651.07	9.75%
TAS	\$5,038,100.48	1.95%
VIC	\$64,659,109.13	25.03%
WA	\$14,140,921.36	5.47%
<b>Total</b>	<b>\$258,327,532.55</b>	<b>100.00%</b>



# IDOL Trust 2011-1

## General Collateral Report

Demographic	Current Balance	Current Balance %
Inner City	\$1,055,898.28	0.41%
Metro	\$198,845,241.83	76.97%
Non Metro	\$58,426,392.44	22.62%
<b>Total</b>	<b>\$258,327,532.55</b>	<b>100.00%</b>



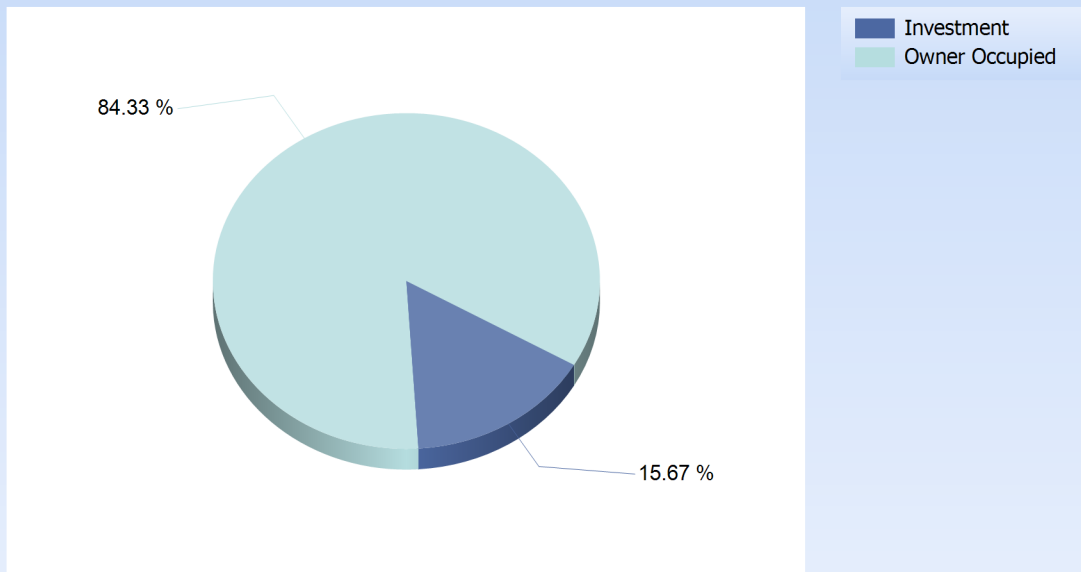


# IDOL Trust 2011-1

## General Collateral Report

Occupancy Type	Current Balance	Current Balance %
Investment	\$40,487,550.91	15.67%
Owner Occupied	\$217,839,981.64	84.33%
<b>Total</b>	<b>\$258,327,532.55</b>	<b>100.00%</b>

### Occupancy



# IDOL Trust 2011-1

## General Collateral Report

Document Type	Current Balance	Current Balance %
Full Doc	\$258,327,532.55	100.00%
<b>Total</b>	<b>\$258,327,532.55</b>	<b>100.00%</b>

