

# IDOL Trust 2011-1

## General Collateral Report

### Monthly Analysis Details:

Date of Pool Cut:	30 Apr 2014
Number of Loans:	2,028
Total Current Balance:	<b>\$352,486,427.49</b>
Total Original Balance:	\$489,207,999.61
Total Current Variable Balance:	\$337,968,792.12
Total Current Fixed Balance:	\$14,517,635.37
Fixed Rate Balance as % of Total:	4.12%
Maximum Current Loan Balance:	\$590,135.01
Maximum Original Loan Balance:	\$760,000.00
Maximum Current LVR:	95.04%
Average Current Loan Balance:	\$173,809.88
Average Original Loan Balance:	\$241,226.82
Weighted Average Current LVR:	60.36%

	Full Doc	Lo Doc	Total
% Insured Loans Covered by Genworth	99.81%	0.00%	99.81%
% Insured Loans Covered by QBE	0.19%	0.00%	0.19%
Total	100.00%	0.00%	100.00%

Weighted Average Borrower Interest Rate:	5.22%
Weighted Average Variable Borrower Interest Rate:	5.21%
Weighted Average Fixed Borrower Interest Rate:	5.27%

# IDOL Trust 2011-1

---

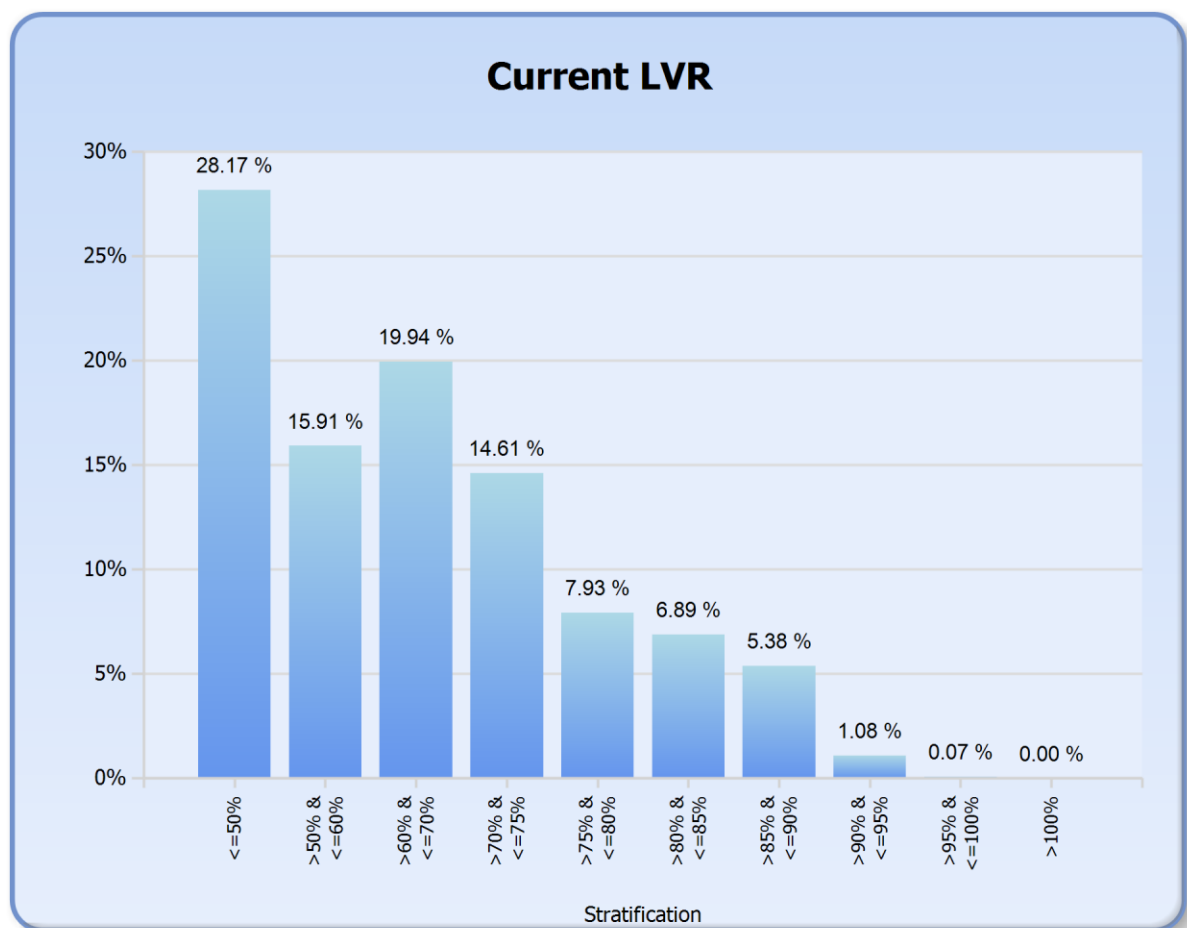
## General Collateral Report

	<b>Months</b>	<b>Years</b>
<b>Maximum Remaining Term:</b>	338.10	28.18
<b>Weighted Average Remaining Term:</b>	274.83	22.90
<b>Maximum Original Term:</b>	360.00	30.00
<b>Weighted Average Original Term:</b>	355.72	29.64
<b>Weighted Average Seasoning:</b>	80.82	6.73
<b>Investment Properties as % of Total:</b>		15.52%
<b>Arrears Distribution:</b>		<b>Balance</b>
<= 30 days:		\$351,859,079.91
31 - 60 days:		\$625,943.52
61 - 90 days:		\$0.00
91+ days:		\$1,404.06

# IDOL Trust 2011-1

## General Collateral Report

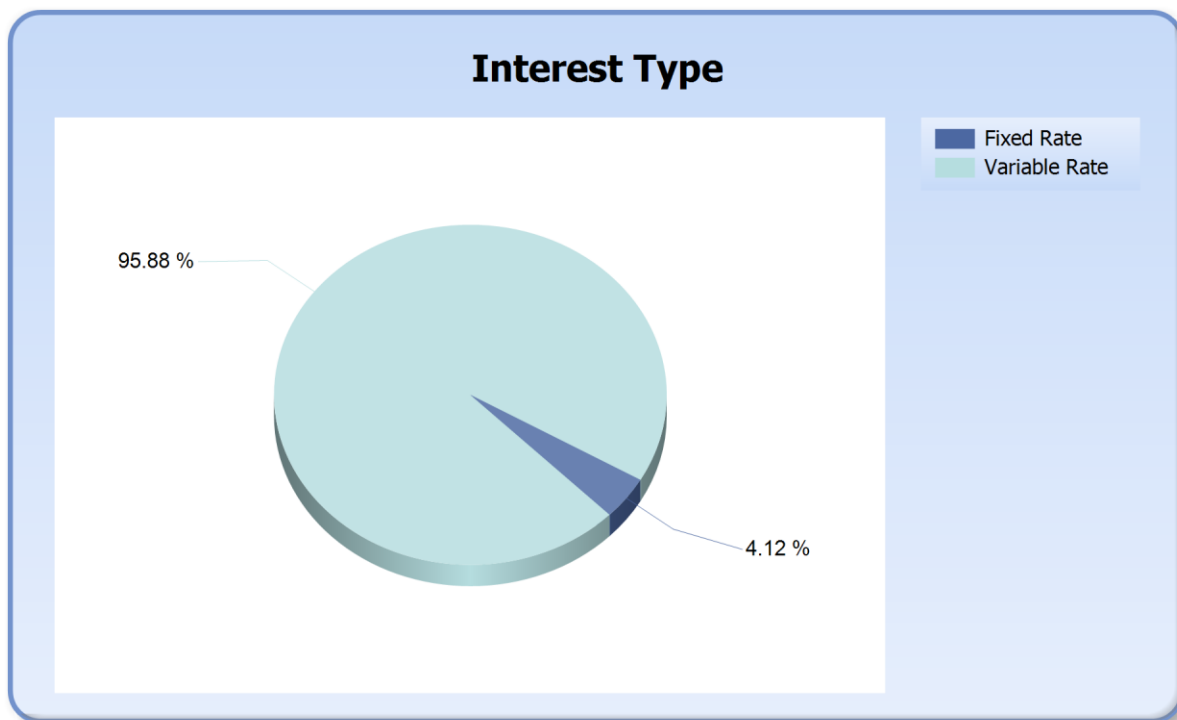
Current LVR	Current Balance	Current Balance %
<=50%	\$99,288,078.85	28.17%
>50% & <=60%	\$56,097,468.13	15.91%
>60% & <=70%	\$70,301,833.86	19.94%
>70% & <=75%	\$51,514,700.88	14.61%
>75% & <=80%	\$27,960,904.41	7.93%
>80% & <=85%	\$24,288,308.17	6.89%
>85% & <=90%	\$18,966,103.65	5.38%
>90% & <=95%	\$3,821,922.61	1.08%
>95% & <=100%	\$247,106.93	0.07%
>100%	\$0.00	0.00%
<b>Total</b>	<b>\$352,486,427.49</b>	<b>100.00%</b>



# IDOL Trust 2011-1

## General Collateral Report

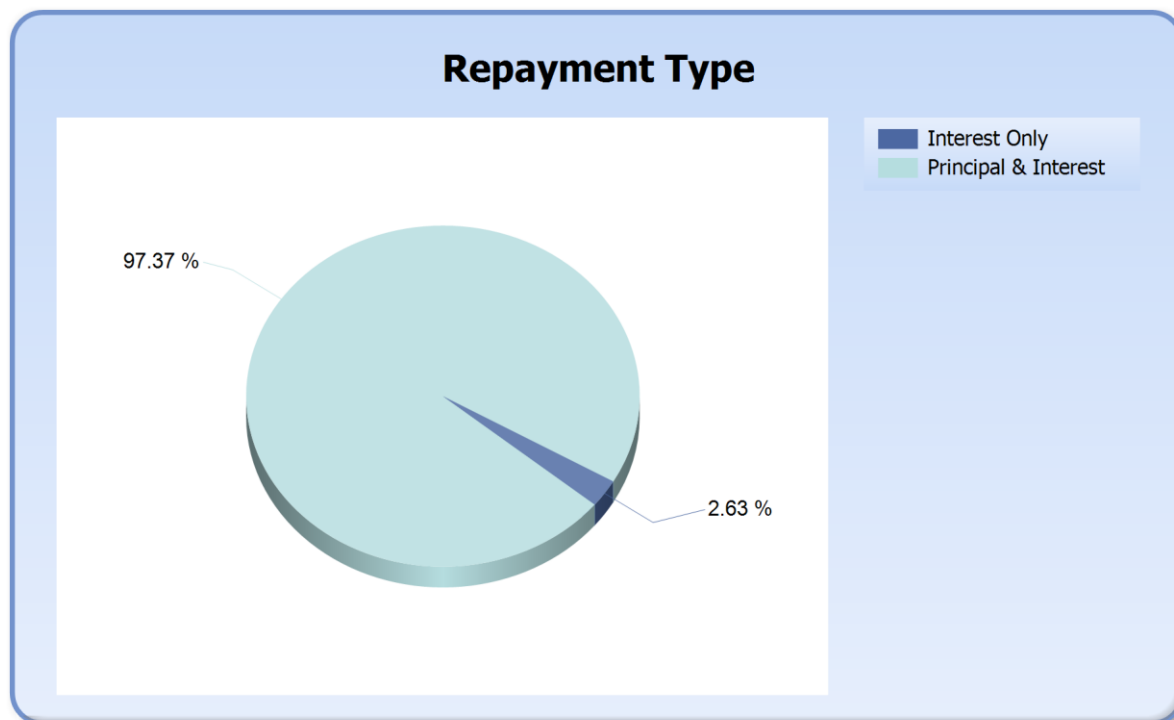
Interest Type	Current Balance	Current Balance %
FIXED RATE	\$14,517,635.37	4.12%
VARIABLE RATE	\$337,968,792.12	95.88%
<b>Total</b>	<b>\$352,486,427.49</b>	<b>100.00%</b>



# IDOL Trust 2011-1

## General Collateral Report

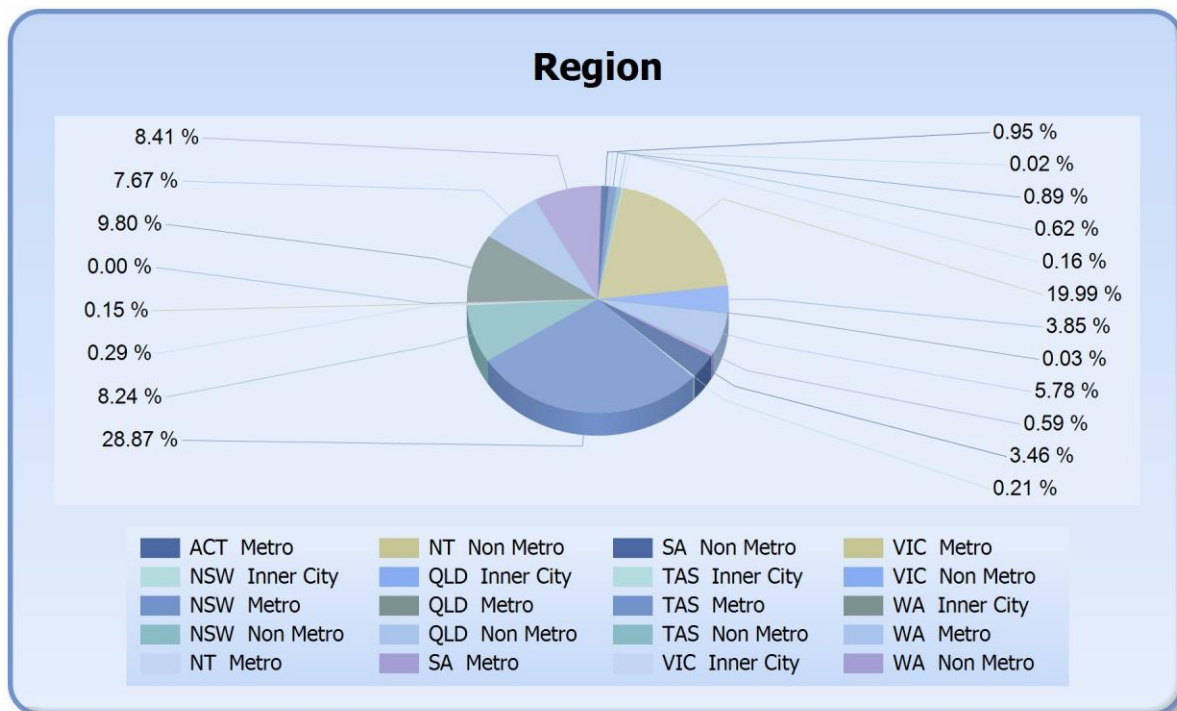
Repayment Type	Current Balance	Current Balance %
Interest Only	\$9,266,348.57	2.63%
Principal & Interest	\$343,220,078.92	97.37%
<b>Total</b>	<b>\$352,486,427.49</b>	<b>100.00%</b>



# IDOL Trust 2011-1

## General Collateral Report

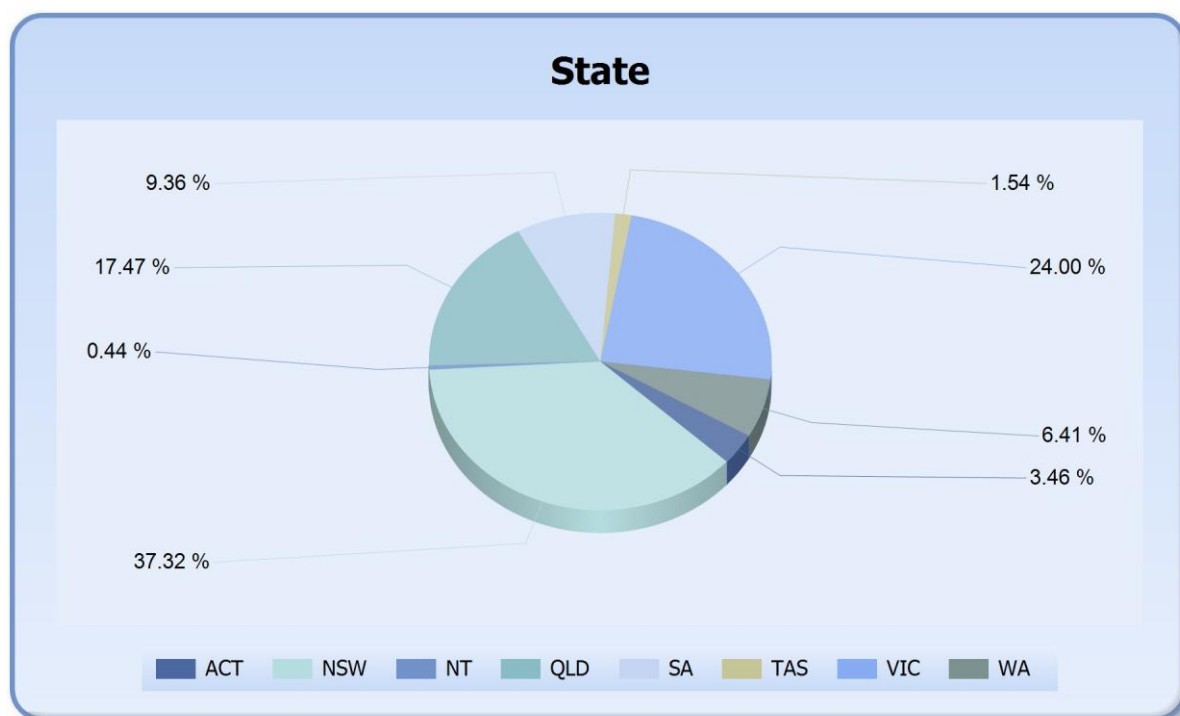
Region	Current Balance	Current Balance %
ACT Metro	\$12,186,467.22	3.46%
NSW Inner City	\$756,991.68	0.21%
NSW Metro	\$101,777,355.15	28.87%
NSW Non Metro	\$29,030,534.43	8.24%
NT Metro	\$1,036,676.20	0.29%
NT Non Metro	\$526,392.50	0.15%
QLD Inner City	\$98.70	0.00%
QLD Metro	\$34,551,930.03	9.80%
QLD Non Metro	\$27,018,234.72	7.66%
SA Metro	\$29,632,421.17	8.41%
SA Non Metro	\$3,365,739.33	0.95%
TAS Inner City	\$81,475.68	0.02%
TAS Metro	\$3,154,047.18	0.89%
TAS Non Metro	\$2,196,125.66	0.62%
VIC Inner City	\$570,171.94	0.16%
VIC Metro	\$70,455,288.62	19.99%
VIC Non Metro	\$13,563,949.83	3.85%
WA Inner City	\$109,698.24	0.03%
WA Metro	\$20,390,451.80	5.78%
WA Non Metro	\$2,082,377.41	0.59%
<b>Total</b>	<b>\$352,486,427.49</b>	<b>100.00%</b>



# IDOL Trust 2011-1

## General Collateral Report

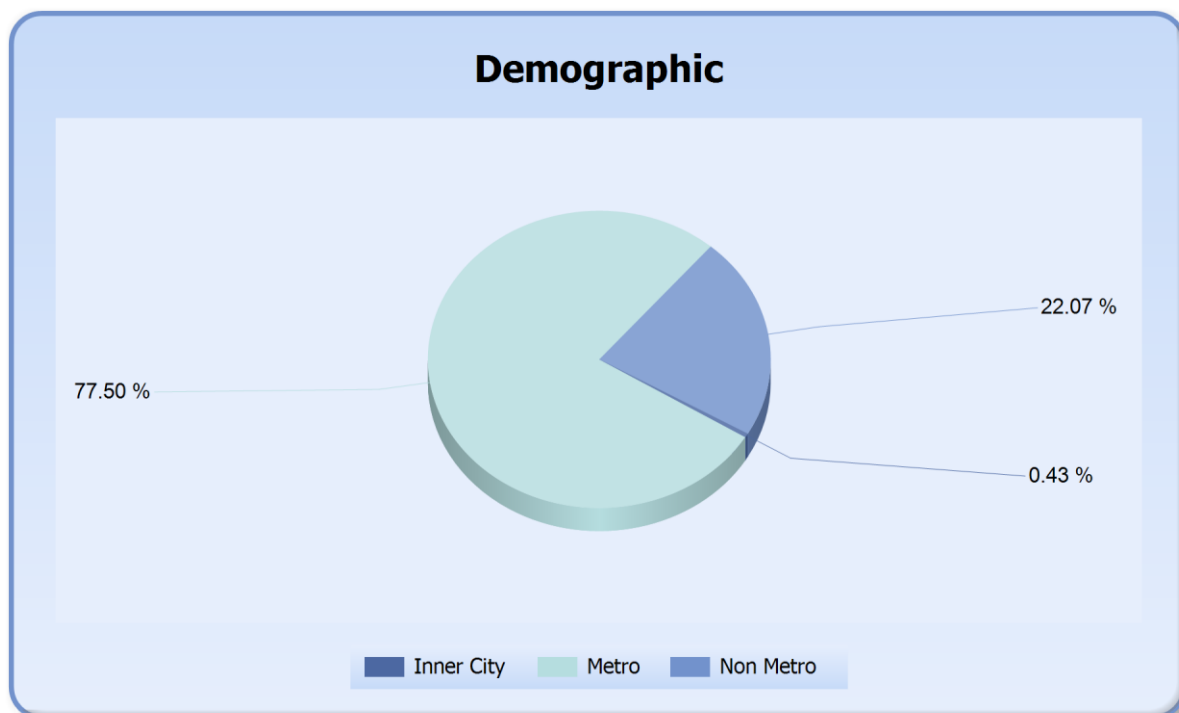
State	Current Balance	Current Balance %
ACT	\$12,186,467.22	3.46%
NSW	\$131,564,881.26	37.32%
NT	\$1,563,068.70	0.44%
QLD	\$61,570,263.45	17.47%
SA	\$32,998,160.50	9.36%
TAS	\$5,431,648.52	1.54%
VIC	\$84,589,410.39	24.00%
WA	\$22,582,527.45	6.41%
<b>Total</b>	<b>\$352,486,427.49</b>	<b>100.00%</b>



# IDOL Trust 2011-1

## General Collateral Report

Demographic	Current Balance	Current Balance %
Inner City	\$1,518,436.24	0.43%
Metro	\$273,184,637.37	77.50%
Non Metro	\$77,783,353.88	22.07%
<b>Total</b>	<b>\$352,486,427.49</b>	<b>100.00%</b>



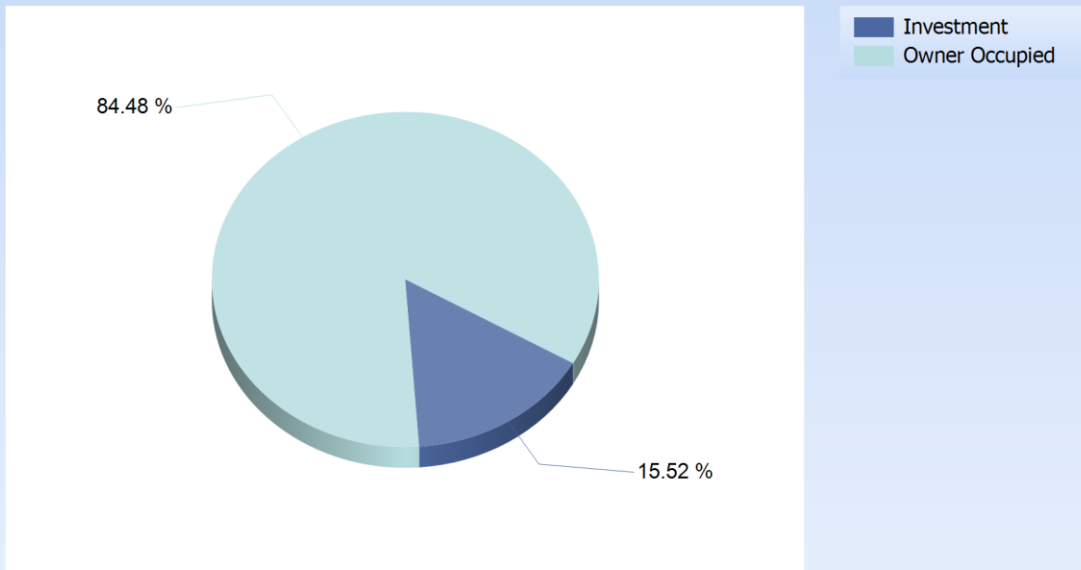


# IDOL Trust 2011-1

## General Collateral Report

Occupancy Type	Current Balance	Current Balance %
Investment	\$54,690,361.18	15.52%
Owner Occupied	\$297,796,066.31	84.48%
<b>Total</b>	<b>\$352,486,427.49</b>	<b>100.00%</b>

### Occupancy



# IDOL Trust 2011-1

## General Collateral Report

Document Type	Current Balance	Current Balance %
Full Doc	\$352,486,427.49	100.00%
<b>Total</b>	<b>\$352,486,427.49</b>	<b>100.00%</b>

