

# IDOL Trust 2010-1

## General Collateral Report

### Monthly Analysis Details:

Date of Pool Cut:	31 Jul 2011
Number of Loans:	3,630
Total Current Balance:	\$738,581,158.89
Total Original Balance:	\$852,725,049.00
Total Current Variable Balance:	\$638,158,031.85
Total Current Fixed Balance:	\$100,423,127.04
Fixed Rate Balance as % of Total:	13.60%
Maximum Current Loan Balance:	\$679,668.62
Maximum Original Loan Balance:	\$890,000.00
Maximum Current LVR:	99.95%
Average Current Loan Balance:	\$203,465.88
Average Original Loan Balance:	\$234,910.48
Weighted Average Current LVR:	66.17%

	Full Doc	Lo Doc	Total
% Insured Loans Covered by Genworth	100.00%	0.00%	100.00%
Total	100.00%	0.00%	100.00%

Weighted Average Borrower Interest Rate:	7.18%
Weighted Average Variable Borrower Interest Rate:	7.11%
Weighted Average Fixed Borrower Interest Rate:	7.63%

# IDOL Trust 2010-1

---

## General Collateral Report

	<b>Months</b>	<b>Years</b>
<b>Maximum Remaining Term:</b>	359.30	29.94
<b>Weighted Average Remaining Term:</b>	315.37	26.28
<b>Maximum Original Term:</b>	360.00	30.00
<b>Weighted Average Original Term:</b>	356.56	29.71
<b>Weighted Average Seasoning:</b>	40.94	3.41

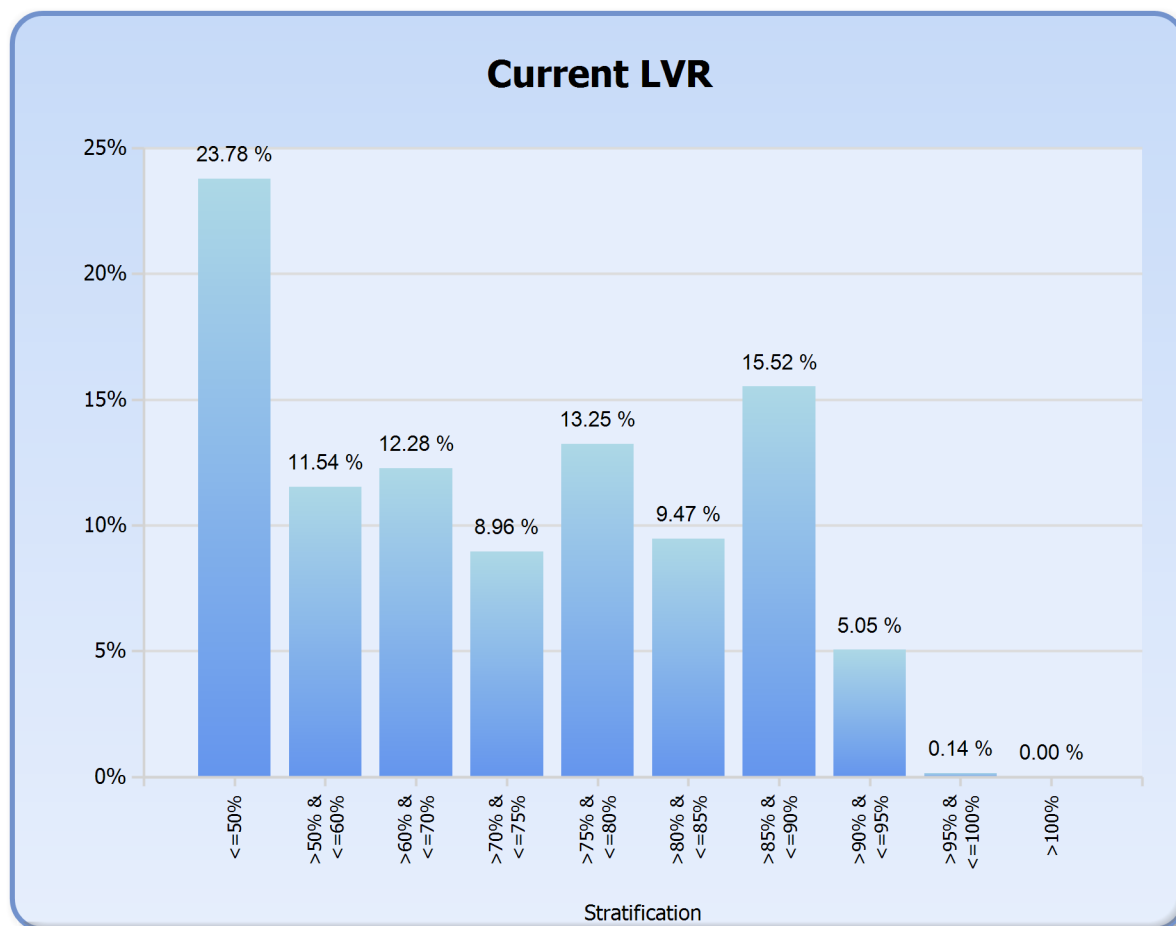
**Investment Properties as % of Total:** 13.33%

<b>Arrears Distribution:</b>	<b>Balance</b>
<= 30 days:	\$734,097,837.39
31 - 60 days:	\$1,809,857.70
61 - 90 days:	\$2,010,975.95
91+ days:	\$662,487.85

# IDOL Trust 2010-1

## General Collateral Report

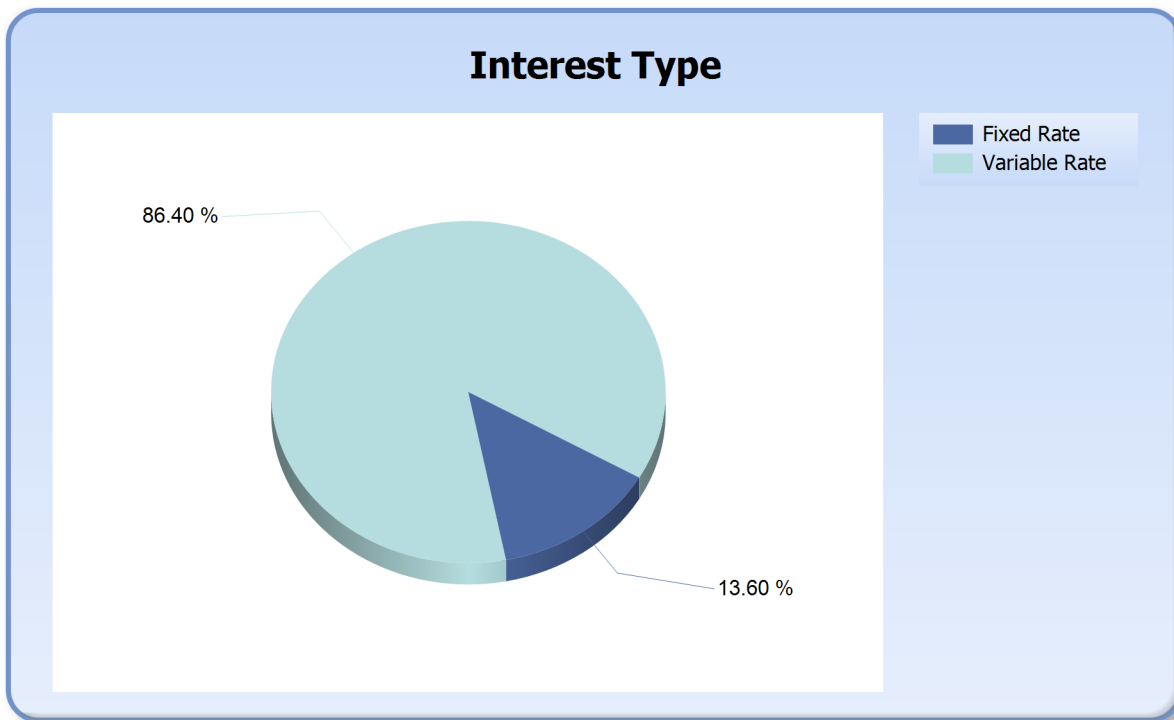
Current LVR	Current Balance	Current Balance %
<=50%	\$175,653,363.73	23.78%
>50% & <=60%	\$85,230,462.59	11.54%
>60% & <=70%	\$90,703,782.49	12.28%
>70% & <=75%	\$66,191,661.10	8.96%
>75% & <=80%	\$97,840,192.15	13.25%
>80% & <=85%	\$69,971,169.88	9.47%
>85% & <=90%	\$114,644,431.73	15.52%
>90% & <=95%	\$37,301,507.84	5.05%
>95% & <=100%	\$1,044,587.38	0.14%
>100%	\$0.00	0.00%
<b>Total</b>	<b>\$738,581,158.89</b>	<b>100.00%</b>



# IDOL Trust 2010-1

## General Collateral Report

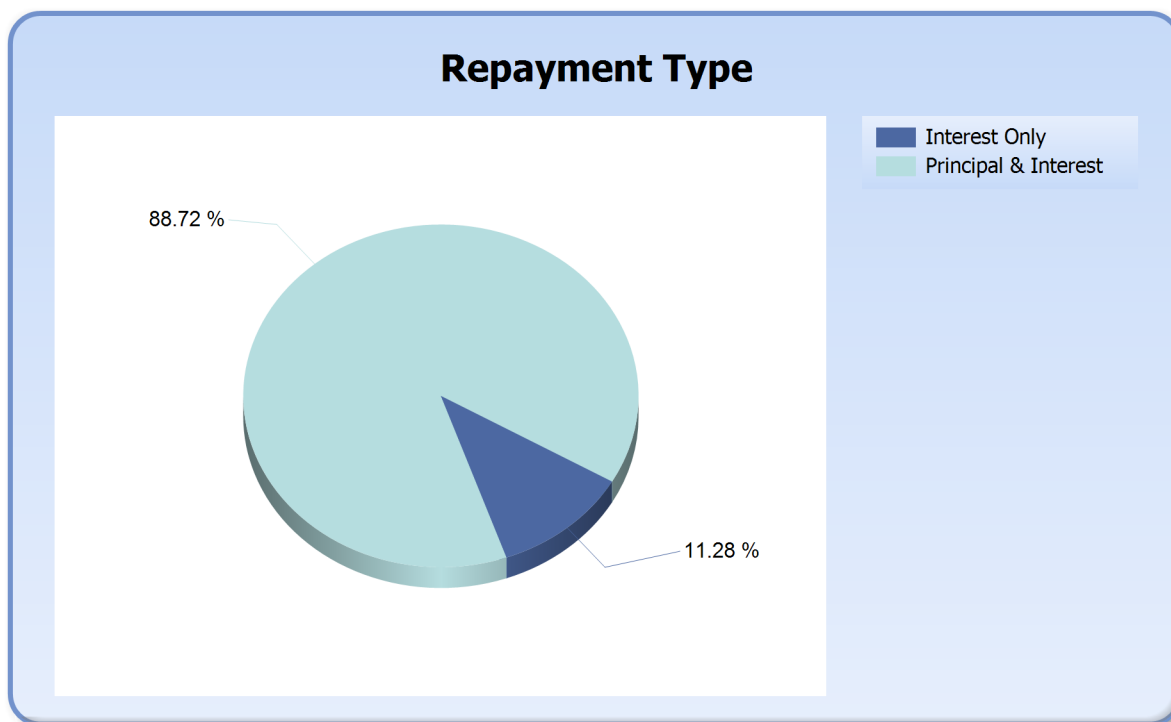
Interest Type	Current Balance	Current Balance %
Fixed Rate	\$100,423,127.04	13.60%
Variable Rate	\$638,158,031.85	86.40%
<b>Total</b>	<b>\$738,581,158.89</b>	<b>100.00%</b>



# IDOL Trust 2010-1

## General Collateral Report

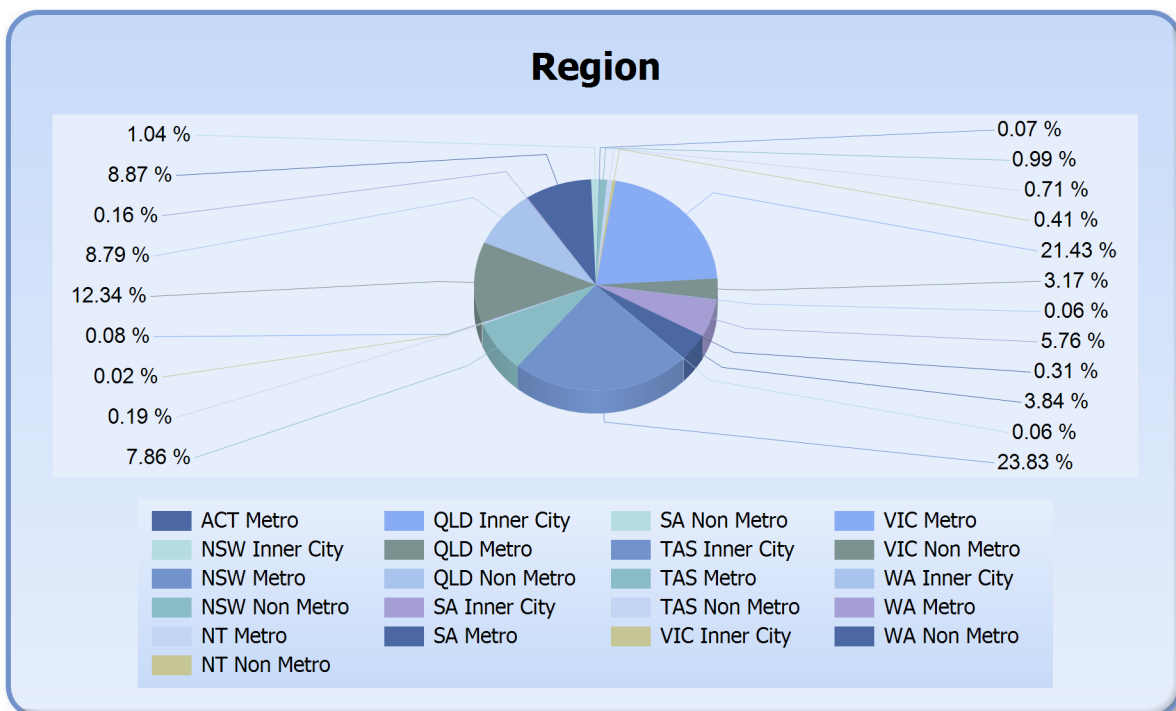
Repayment Type	Current Balance	Current Balance %
Interest Only	\$83,310,859.28	11.28%
Principal & Interest	\$655,270,299.61	88.72%
<b>Total</b>	<b>\$738,581,158.89</b>	<b>100.00%</b>



# IDOL Trust 2010-1

## General Collateral Report

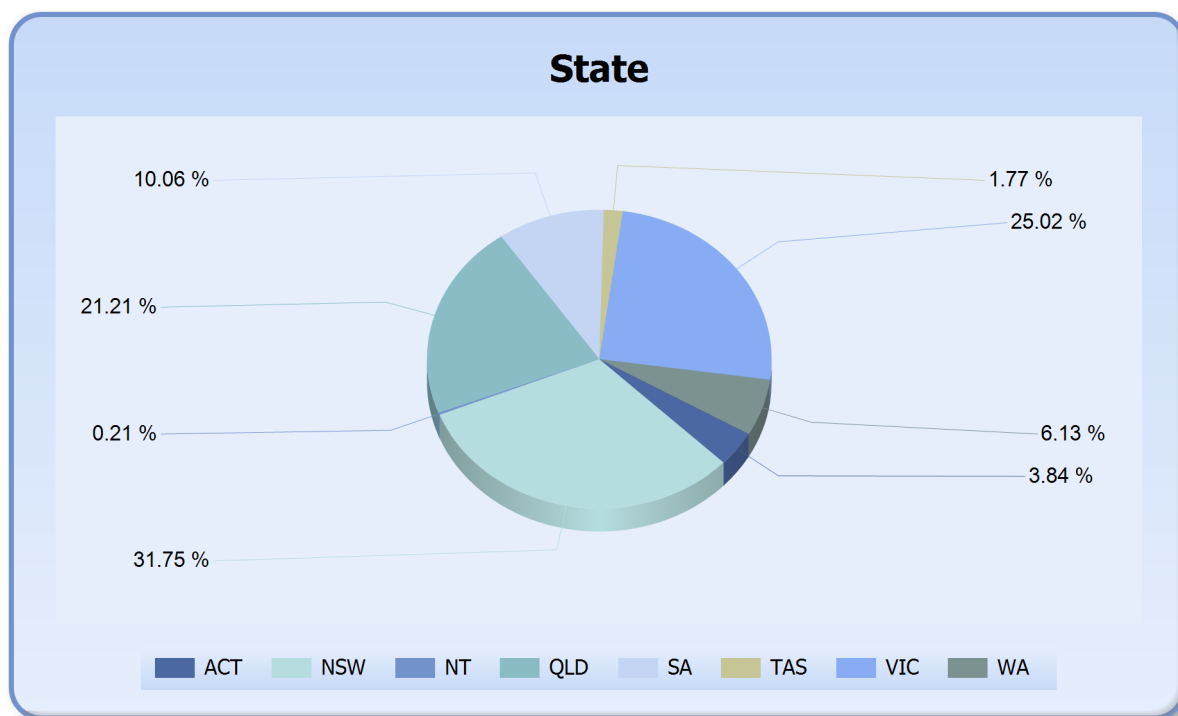
Region	Current Balance	Current Balance %
ACT Metro	\$28,363,943.37	3.84%
NSW Inner City	\$440,527.68	0.06%
NSW Metro	\$176,016,523.80	23.83%
NSW Non Metro	\$58,031,243.86	7.86%
NT Metro	\$1,430,030.11	0.19%
NT Non Metro	\$136,495.46	0.02%
QLD Inner City	\$614,101.08	0.08%
QLD Metro	\$91,155,871.30	12.34%
QLD Non Metro	\$64,915,552.64	8.79%
SA Inner City	\$1,177,629.97	0.16%
SA Metro	\$65,503,803.91	8.87%
SA Non Metro	\$7,650,339.19	1.04%
TAS Inner City	\$541,596.20	0.07%
TAS Metro	\$7,290,747.79	0.99%
TAS Non Metro	\$5,256,772.96	0.71%
VIC Inner City	\$3,045,880.54	0.41%
VIC Metro	\$158,266,380.42	21.43%
VIC Non Metro	\$23,447,294.98	3.17%
WA Inner City	\$449,729.33	0.06%
WA Metro	\$42,536,432.46	5.76%
WA Non Metro	\$2,310,261.84	0.31%
<b>Total</b>	<b>\$738,581,158.89</b>	<b>100.00%</b>



# IDOL Trust 2010-1

## General Collateral Report

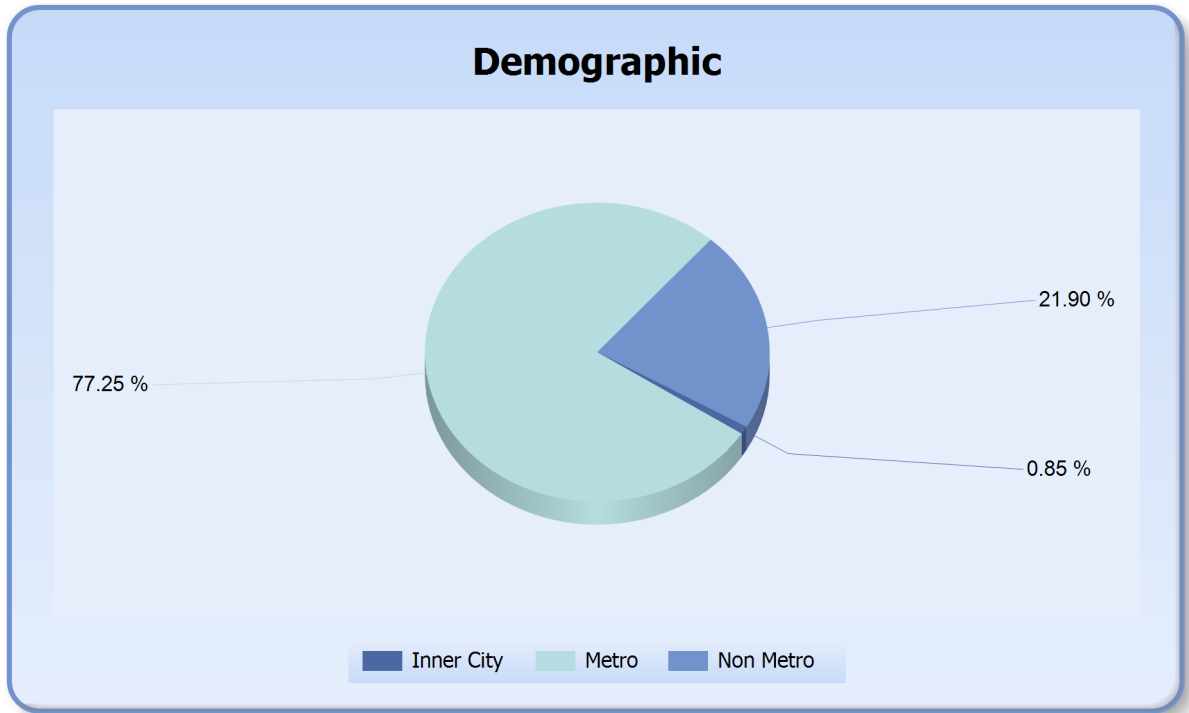
State	Current Balance	Current Balance %
ACT	\$28,363,943.37	3.84%
NSW	\$234,488,295.34	31.75%
NT	\$1,566,525.57	0.21%
QLD	\$156,685,525.02	21.21%
SA	\$74,331,773.07	10.06%
TAS	\$13,089,116.95	1.77%
VIC	\$184,759,555.94	25.02%
WA	\$45,296,423.63	6.13%
<b>Total</b>	<b>\$738,581,158.89</b>	<b>100.00%</b>



# IDOL Trust 2010-1

## General Collateral Report

Demographic	Current Balance	Current Balance %
Inner City	\$6,269,464.80	0.85%
Metro	\$570,563,733.16	77.25%
Non Metro	\$161,747,960.93	21.90%
<b>Total</b>	<b>\$738,581,158.89</b>	<b>100.00%</b>



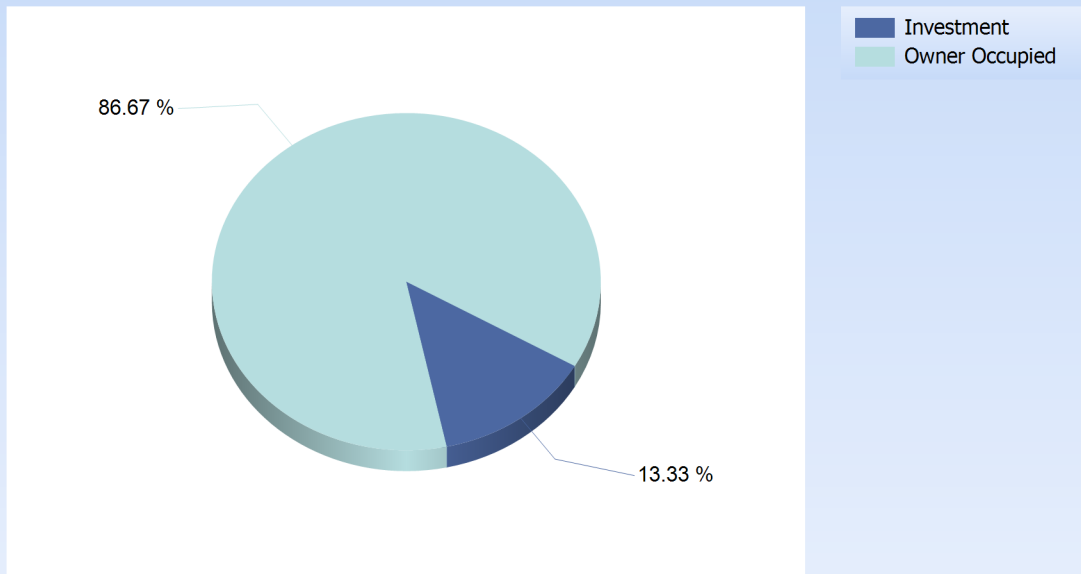


# IDOL Trust 2010-1

## General Collateral Report

Occupancy Type	Current Balance	Current Balance %
Investment	\$98,460,727.62	13.33%
Owner Occupied	\$640,120,431.27	86.67%
<b>Total</b>	<b>\$738,581,158.89</b>	<b>100.00%</b>

### Occupancy



# IDOL Trust 2010-1

## General Collateral Report

Document Type	Current Balance	Current Balance %
Full Doc	\$738,581,158.89	100%
<b>Total</b>	<b>\$738,581,158.89</b>	<b>100%</b>

