

# IDOL Trust 2010-1

## General Collateral Report

### Monthly Analysis Details:

Date of Pool Cut:	30 Apr 2011
Number of Loans:	3,819
Total Current Balance:	\$783,326,605.73
Total Original Balance:	\$894,405,604.00
Total Current Variable Balance:	\$670,724,065.33
Total Current Fixed Balance:	\$112,602,540.40
Fixed Rate Balance as % of Total:	14.37%
Maximum Current Loan Balance:	\$680,405.59
Maximum Original Loan Balance:	\$890,000.00
Maximum Current LVR:	94.45%
Average Current Loan Balance:	\$205,113.02
Average Original Loan Balance:	\$234,198.90
Weighted Average Current LVR:	66.31%

	Full Doc	Lo Doc	Total
% Insured Loans Covered by Genworth	100.00%	0.00%	100.00%
Total	100.00%	0.00%	100.00%

Weighted Average Borrower Interest Rate:	7.19%
Weighted Average Variable Borrower Interest Rate:	7.11%
Weighted Average Fixed Borrower Interest Rate:	7.65%

# IDOL Trust 2010-1

---

## General Collateral Report

	<b>Months</b>	<b>Years</b>
<b>Maximum Remaining Term:</b>	343.30	28.61
<b>Weighted Average Remaining Term:</b>	318.27	26.52
<b>Maximum Original Term:</b>	360.00	30.00
<b>Weighted Average Original Term:</b>	356.52	29.71
<b>Weighted Average Seasoning:</b>	37.98	3.16

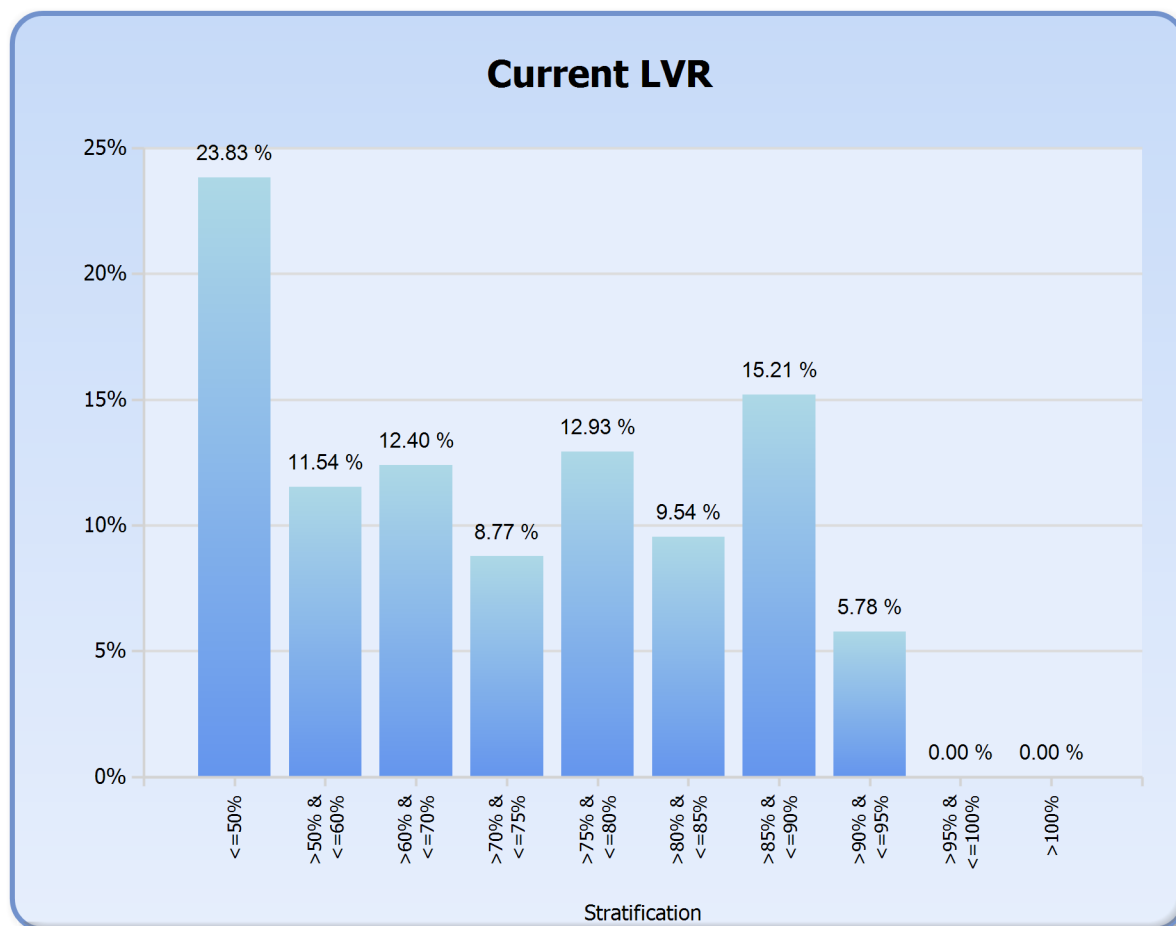
**Investment Properties as % of Total:** 13.25%

<b>Arrears Distribution:</b>	<b>Balance</b>
<= 30 days:	\$780,357,122.82
31 - 60 days:	\$1,492,388.92
61 - 90 days:	\$741,632.58
91+ days:	\$735,461.41

# IDOL Trust 2010-1

## General Collateral Report

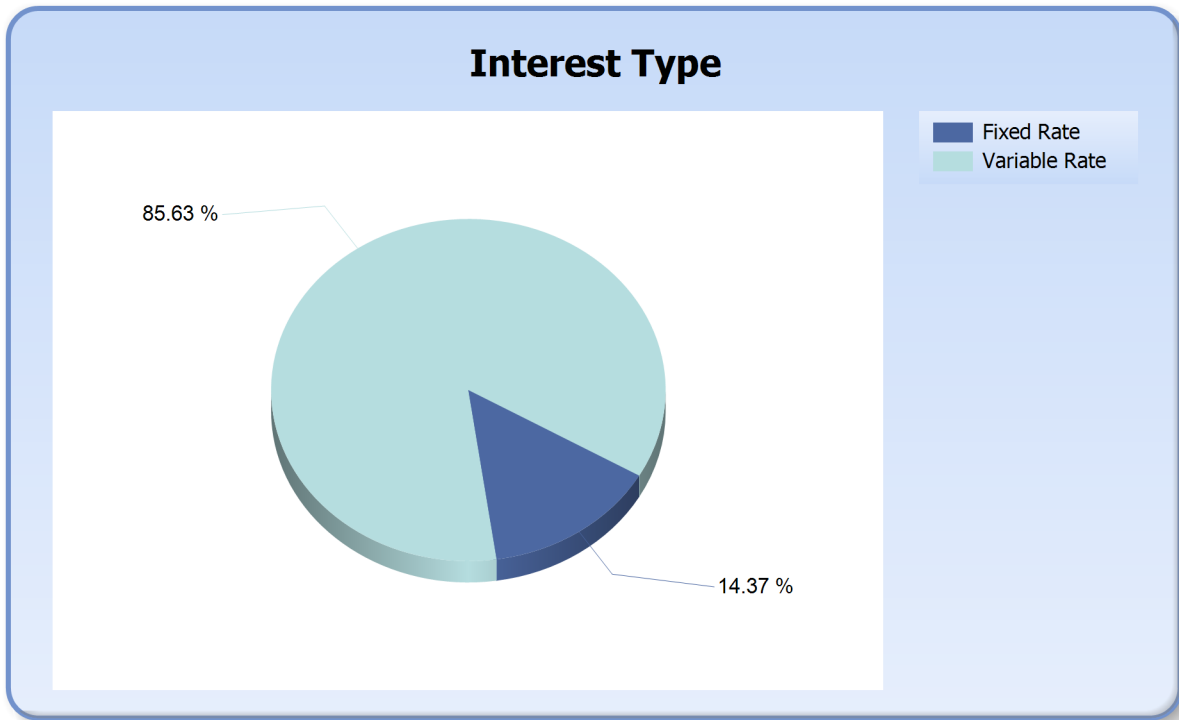
Current LVR	Current Balance	Current Balance %
<=50%	\$186,650,478.51	23.83%
>50% & <=60%	\$90,358,861.83	11.54%
>60% & <=70%	\$97,146,872.89	12.40%
>70% & <=75%	\$68,707,472.53	8.77%
>75% & <=80%	\$101,321,632.88	12.93%
>80% & <=85%	\$74,746,719.26	9.54%
>85% & <=90%	\$119,133,600.26	15.21%
>90% & <=95%	\$45,260,967.57	5.78%
>95% & <=100%	\$0.00	0.00%
>100%	\$0.00	0.00%
<b>Total</b>	<b>\$783,326,605.73</b>	<b>100.00%</b>



# IDOL Trust 2010-1

## General Collateral Report

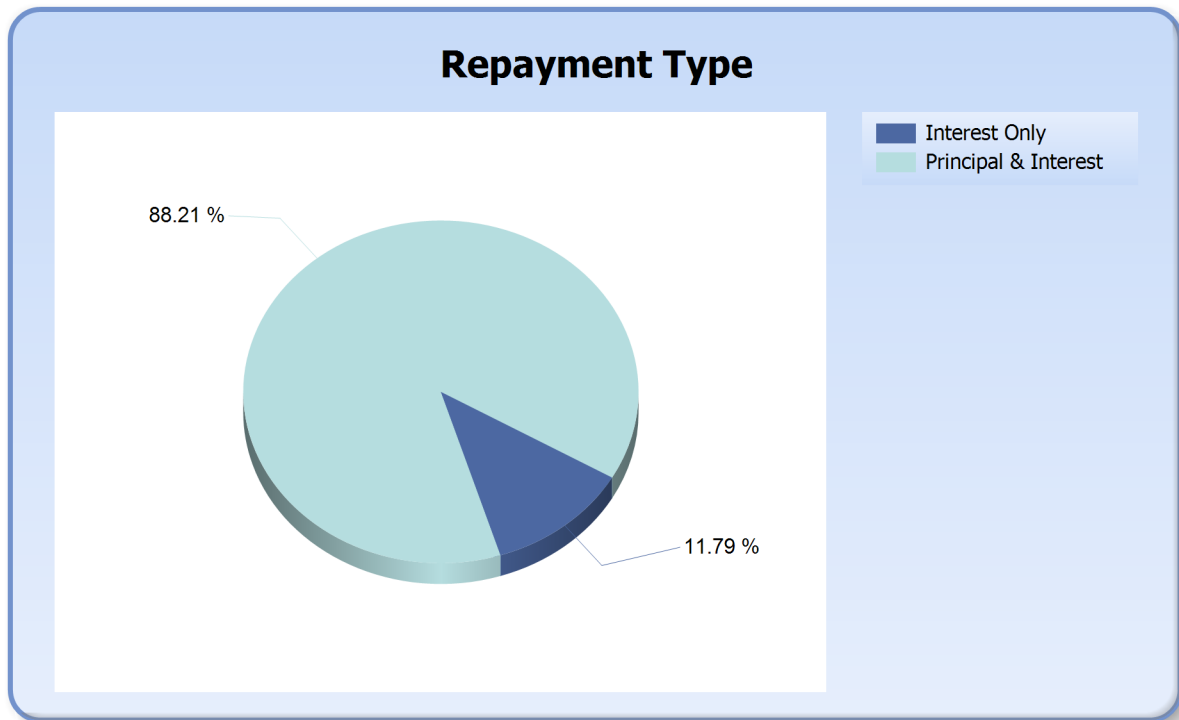
Interest Type	Current Balance	Current Balance %
Fixed Rate	\$112,602,540.40	14.37%
Variable Rate	\$670,724,065.33	85.63%
<b>Total</b>	<b>\$783,326,605.73</b>	<b>100.00%</b>



# IDOL Trust 2010-1

## General Collateral Report

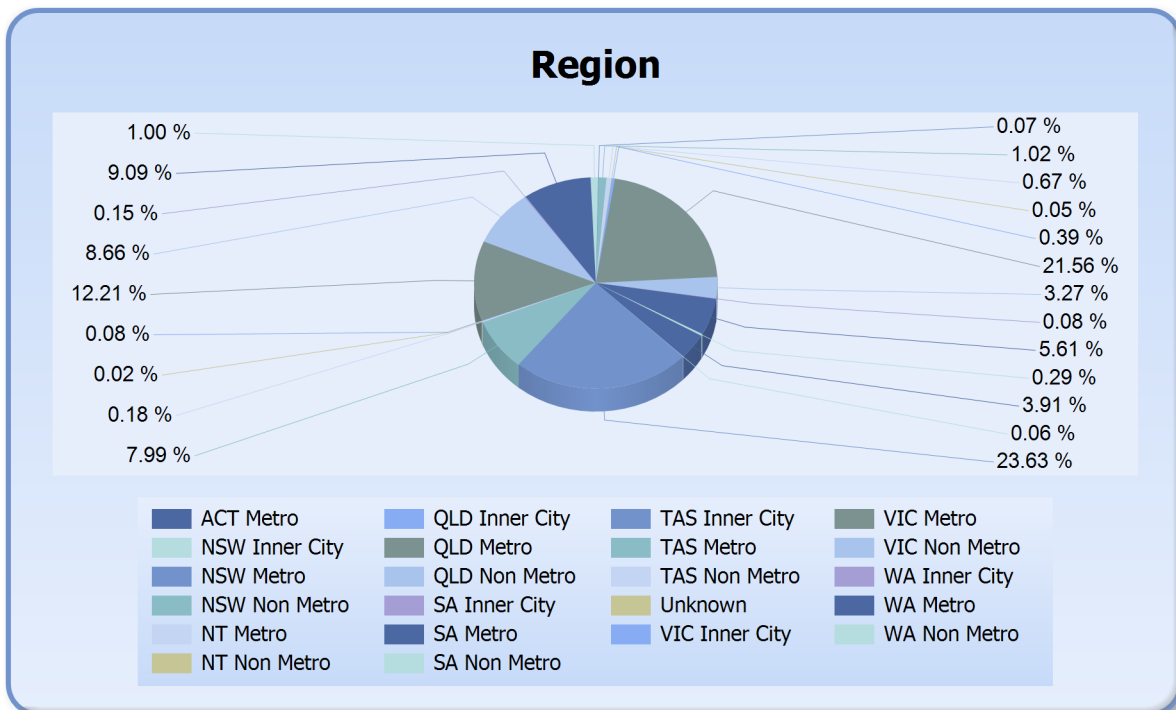
Repayment Type	Current Balance	Current Balance %
Interest Only	\$92,344,850.03	11.79%
Principal & Interest	\$690,981,755.70	88.21%
<b>Total</b>	<b>\$783,326,605.73</b>	<b>100.00%</b>



# IDOL Trust 2010-1

## General Collateral Report

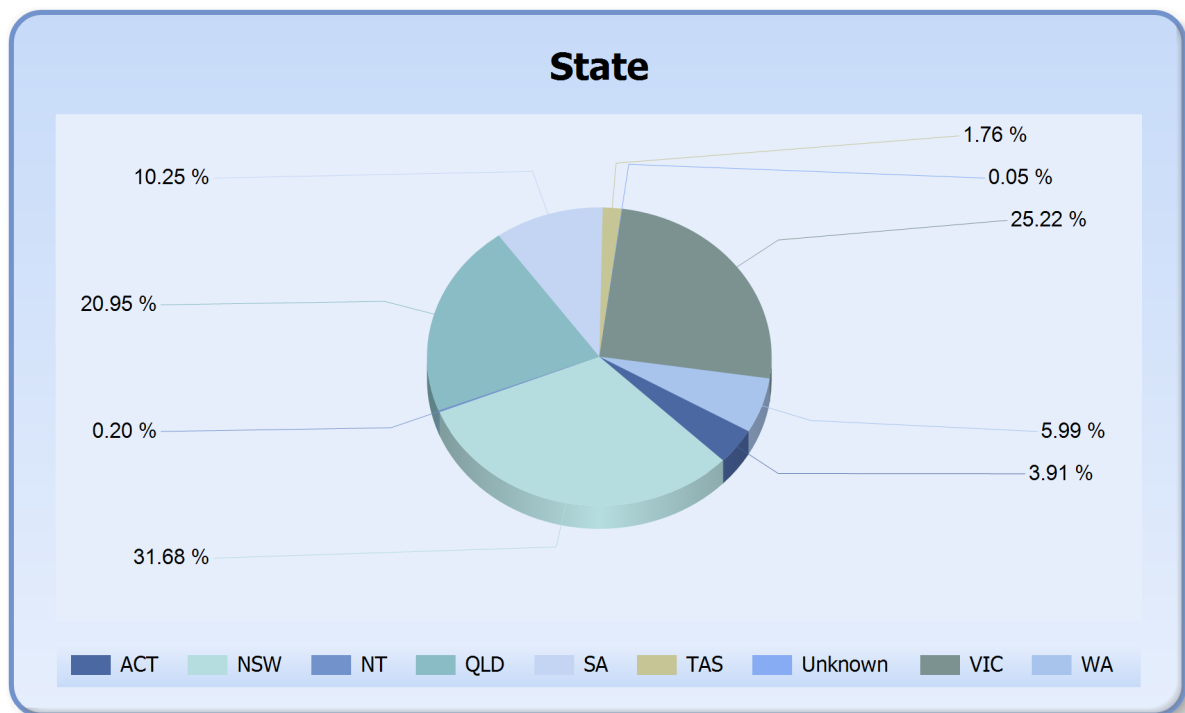
Region	Current Balance	Current Balance %
ACT Metro	\$30,626,652.07	3.91%
NSW Inner City	\$442,759.68	0.06%
NSW Metro	\$185,128,050.28	23.63%
NSW Non Metro	\$62,582,142.00	7.99%
NT Metro	\$1,432,682.78	0.18%
NT Non Metro	\$136,803.70	0.02%
QLD Inner City	\$614,780.69	0.08%
QLD Metro	\$95,611,196.85	12.21%
QLD Non Metro	\$67,854,493.04	8.66%
SA Inner City	\$1,182,330.65	0.15%
SA Metro	\$71,218,877.60	9.09%
SA Non Metro	\$7,852,643.48	1.00%
TAS Inner City	\$543,917.93	0.07%
TAS Metro	\$7,970,724.94	1.02%
TAS Non Metro	\$5,243,516.84	0.67%
Unknown	\$420,477.23	0.05%
VIC Inner City	\$3,063,317.48	0.39%
VIC Metro	\$168,909,921.25	21.56%
VIC Non Metro	\$25,589,780.84	3.27%
WA Inner City	\$642,776.30	0.08%
WA Metro	\$43,959,250.80	5.61%
WA Non Metro	\$2,299,509.30	0.29%
<b>Total</b>	<b>\$783,326,605.73</b>	<b>100.00%</b>



# IDOL Trust 2010-1

## General Collateral Report

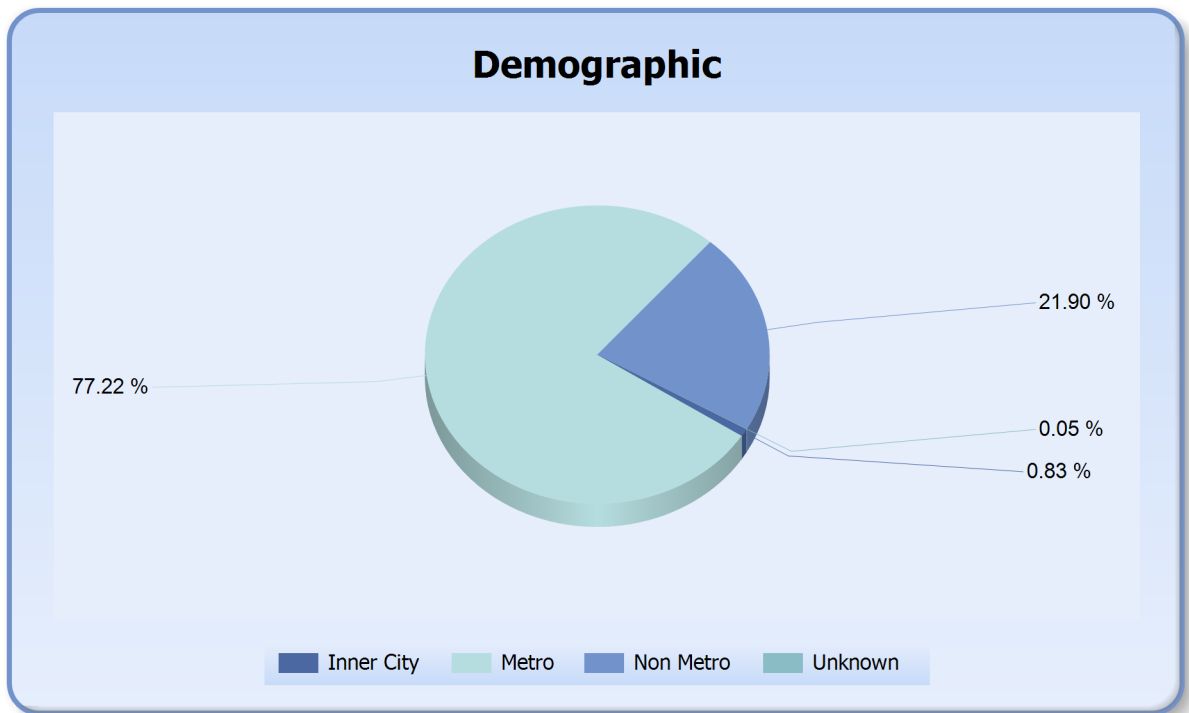
State	Current Balance	Current Balance %
ACT	\$30,626,652.07	3.91%
NSW	\$248,152,951.96	31.68%
NT	\$1,569,486.48	0.20%
QLD	\$164,080,470.58	20.95%
SA	\$80,253,851.73	10.25%
TAS	\$13,758,159.71	1.76%
Unknown	\$420,477.23	0.05%
VIC	\$197,563,019.57	25.22%
WA	\$46,901,536.40	5.99%
<b>Total</b>	<b>\$783,326,605.73</b>	<b>100.00%</b>



# IDOL Trust 2010-1

## General Collateral Report

Demographic	Current Balance	Current Balance %
Inner City	\$6,489,882.73	0.83%
Metro	\$604,857,356.57	77.22%
Non Metro	\$171,558,889.20	21.90%
Unknown	\$420,477.23	0.05%
<b>Total</b>	<b>\$783,326,605.73</b>	<b>100.00%</b>

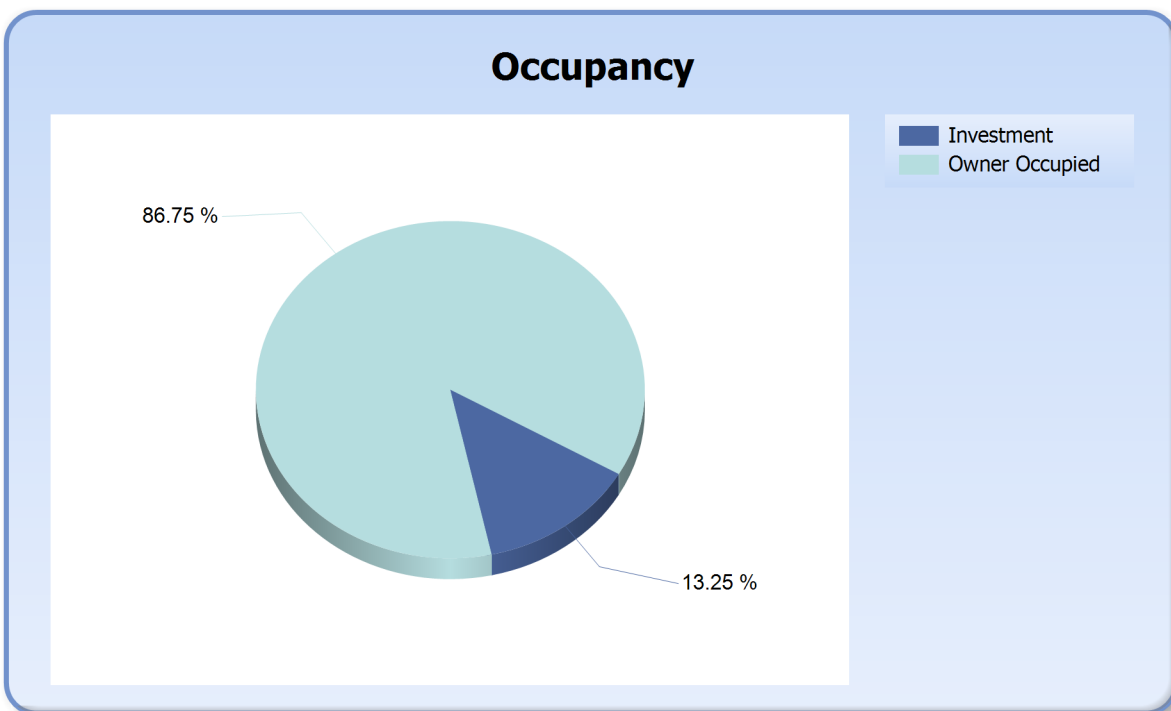




# IDOL Trust 2010-1

## General Collateral Report

Occupancy Type	Current Balance	Current Balance %
Investment	\$103,788,827.29	13.25%
Owner Occupied	\$679,537,778.44	86.75%
<b>Total</b>	<b>\$783,326,605.73</b>	<b>100.00%</b>



# IDOL Trust 2010-1

## General Collateral Report

Document Type	Current Balance	Current Balance %
Full Doc	\$783,326,605.73	100%
<b>Total</b>	<b>\$783,326,605.73</b>	<b>100%</b>

