

# IDOL Trust 2010-1

## General Collateral Report

### Monthly Analysis Details:

Date of Pool Cut:	30 Sep 2014
Number of Loans:	1,858
Total Current Balance:	\$302,079,239.30
Total Original Balance:	\$429,451,179.00
Total Current Variable Balance:	\$276,650,855.06
Total Current Fixed Balance:	\$25,428,384.24
Fixed Rate Balance as % of Total:	8.42%
Maximum Current Loan Balance:	\$615,923.45
Maximum Original Loan Balance:	\$890,000.00
Maximum Current LVR:	98.81%
Average Current Loan Balance:	\$162,583.01
Average Original Loan Balance:	\$231,136.26
Weighted Average Current LVR:	60.84%

	Full Doc	Lo Doc	Total
% Insured Loans Covered by Genworth	100.00%	0.00%	100.00%
Total	100.00%	0.00%	100.00%

Weighted Average Borrower Interest Rate:	5.22%
Weighted Average Variable Borrower Interest Rate:	5.20%
Weighted Average Fixed Borrower Interest Rate:	5.44%

# IDOL Trust 2010-1

---

## General Collateral Report

	<b>Months</b>	<b>Years</b>
<b>Maximum Remaining Term:</b>	333.10	27.76
<b>Weighted Average Remaining Term:</b>	278.72	23.23
<b>Maximum Original Term:</b>	360.00	30.00
<b>Weighted Average Original Term:</b>	357.25	29.77
<b>Weighted Average Seasoning:</b>	78.36	6.53

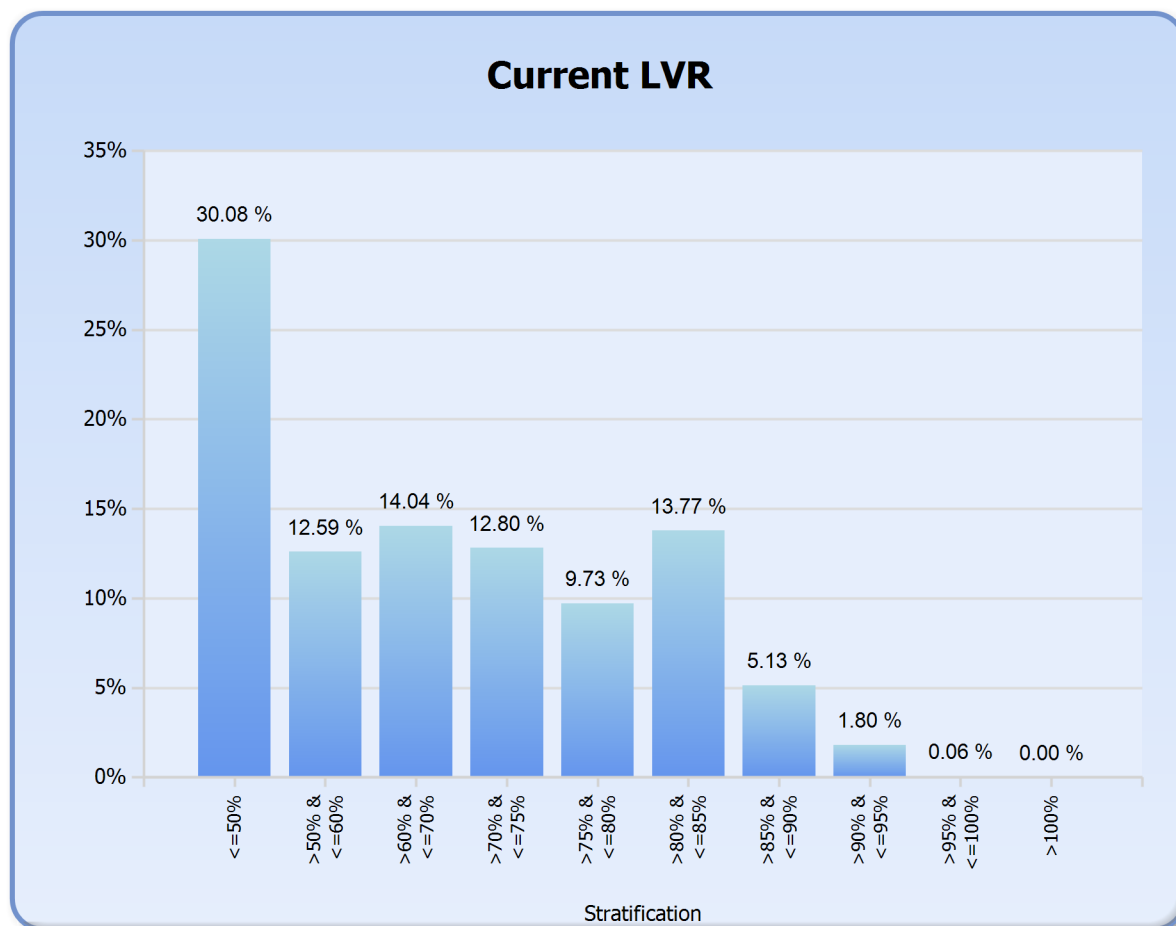
**Investment Properties as % of Total:** 15.68%

<b>Arrears Distribution:</b>	<b>Balance</b>
<= 30 days:	\$301,077,600.09
31 - 60 days:	\$639,459.88
61 - 90 days:	\$0.00
91+ days:	\$362,179.33

# IDOL Trust 2010-1

## General Collateral Report

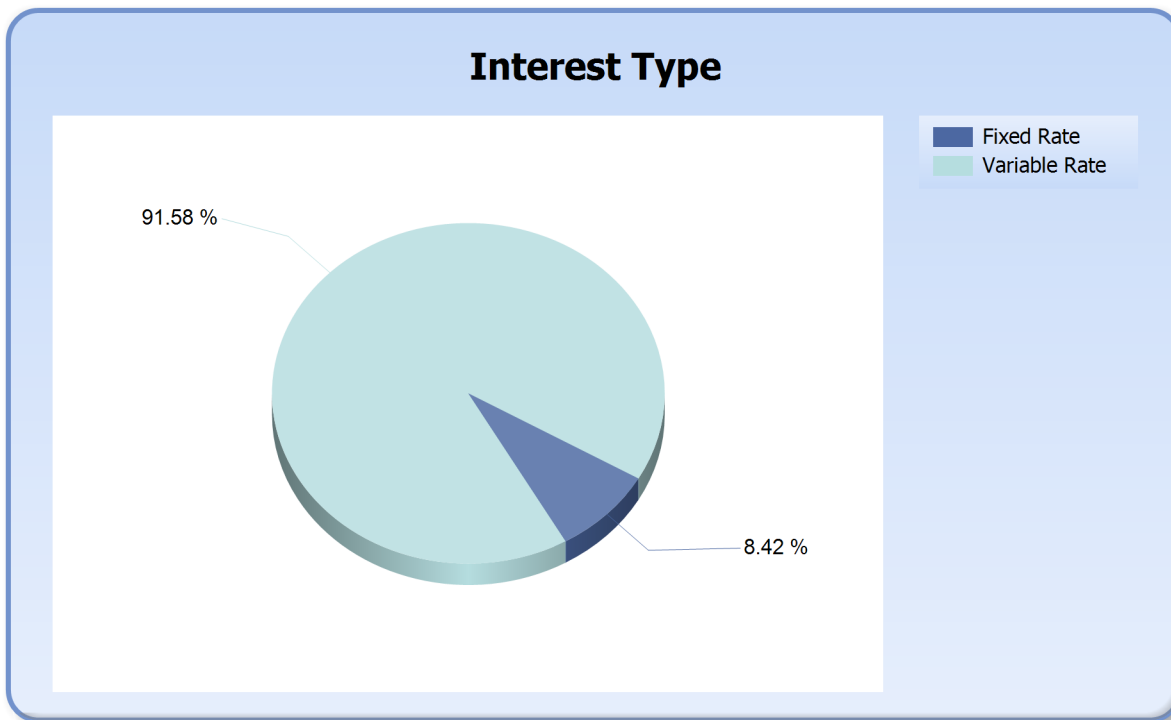
Current LVR	Current Balance	Current Balance %
<=50%	\$90,869,835.18	30.08%
>50% & <=60%	\$38,042,090.29	12.59%
>60% & <=70%	\$42,402,735.44	14.04%
>70% & <=75%	\$38,678,010.87	12.80%
>75% & <=80%	\$29,381,110.90	9.73%
>80% & <=85%	\$41,610,589.63	13.77%
>85% & <=90%	\$15,490,886.42	5.13%
>90% & <=95%	\$5,426,130.83	1.80%
>95% & <=100%	\$177,849.74	0.06%
>100%	\$0.00	0.00%
<b>Total</b>	<b>\$302,079,239.30</b>	<b>100.00%</b>



# IDOL Trust 2010-1

## General Collateral Report

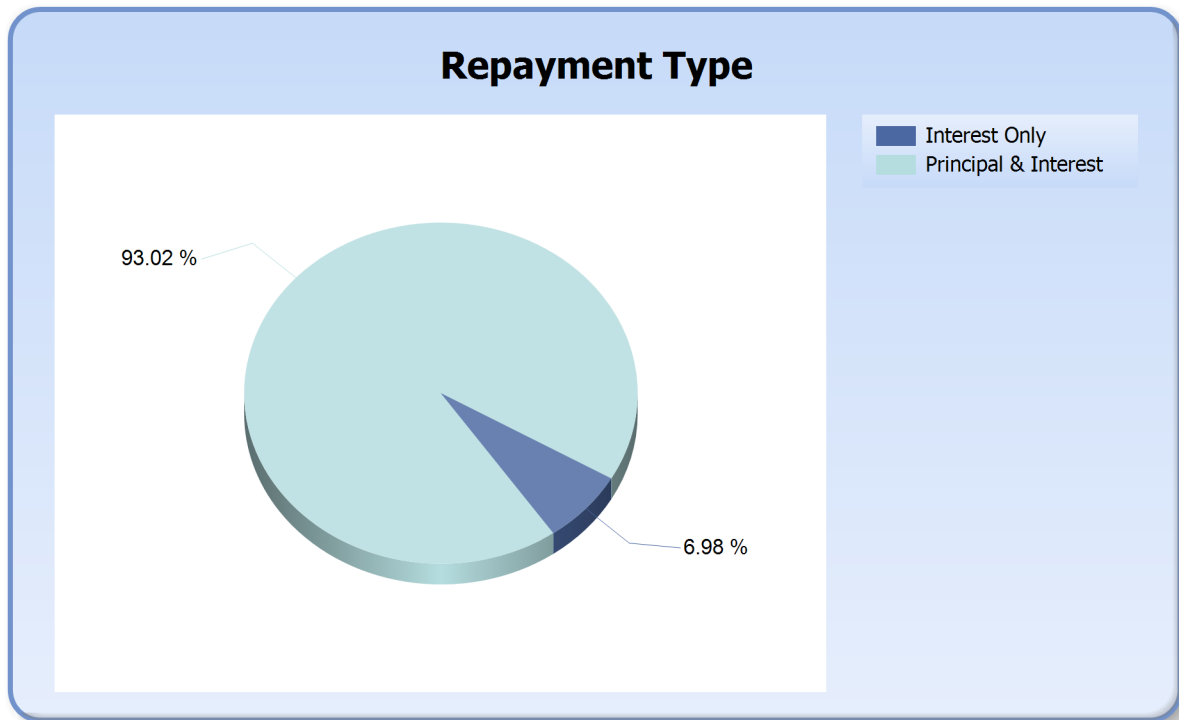
Interest Type	Current Balance	Current Balance %
FIXED RATE	\$25,428,384.24	8.42%
VARIABLE RATE	\$276,650,855.06	91.58%
<b>Total</b>	<b>\$302,079,239.30</b>	<b>100.00%</b>



# IDOL Trust 2010-1

## General Collateral Report

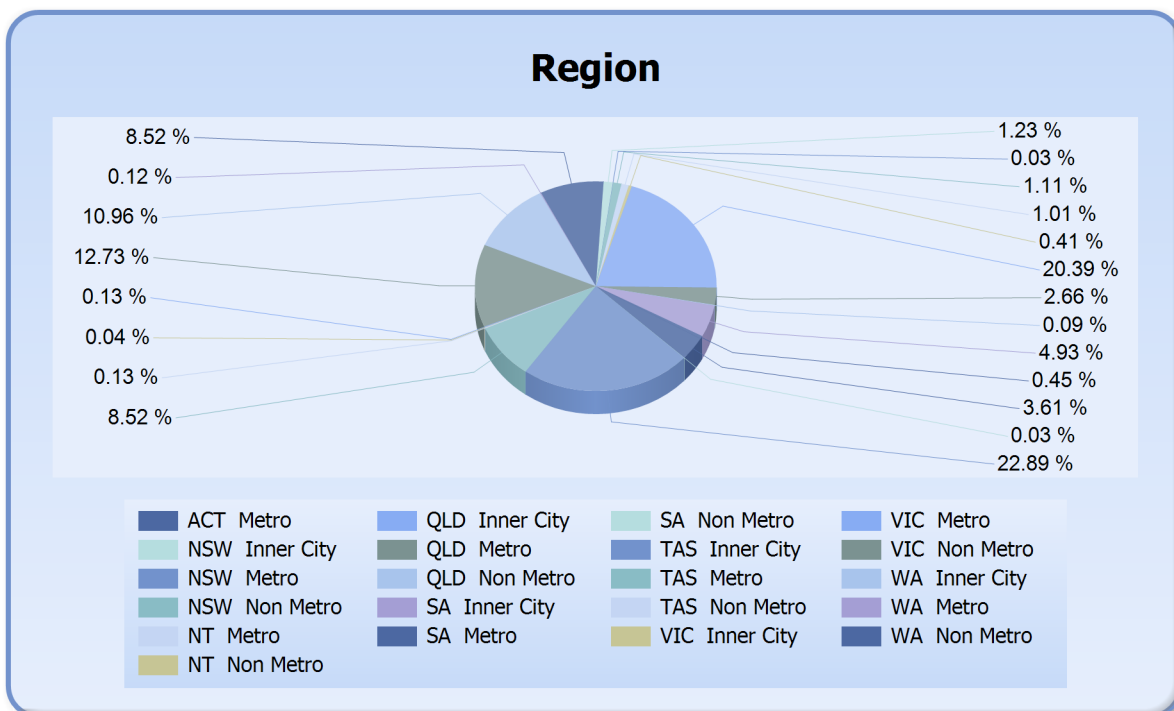
Repayment Type	Current Balance	Current Balance %
Interest Only	\$21,076,905.45	6.98%
Principal & Interest	\$281,002,333.85	93.02%
<b>Total</b>	<b>\$302,079,239.30</b>	<b>100.00%</b>



# IDOL Trust 2010-1

## General Collateral Report

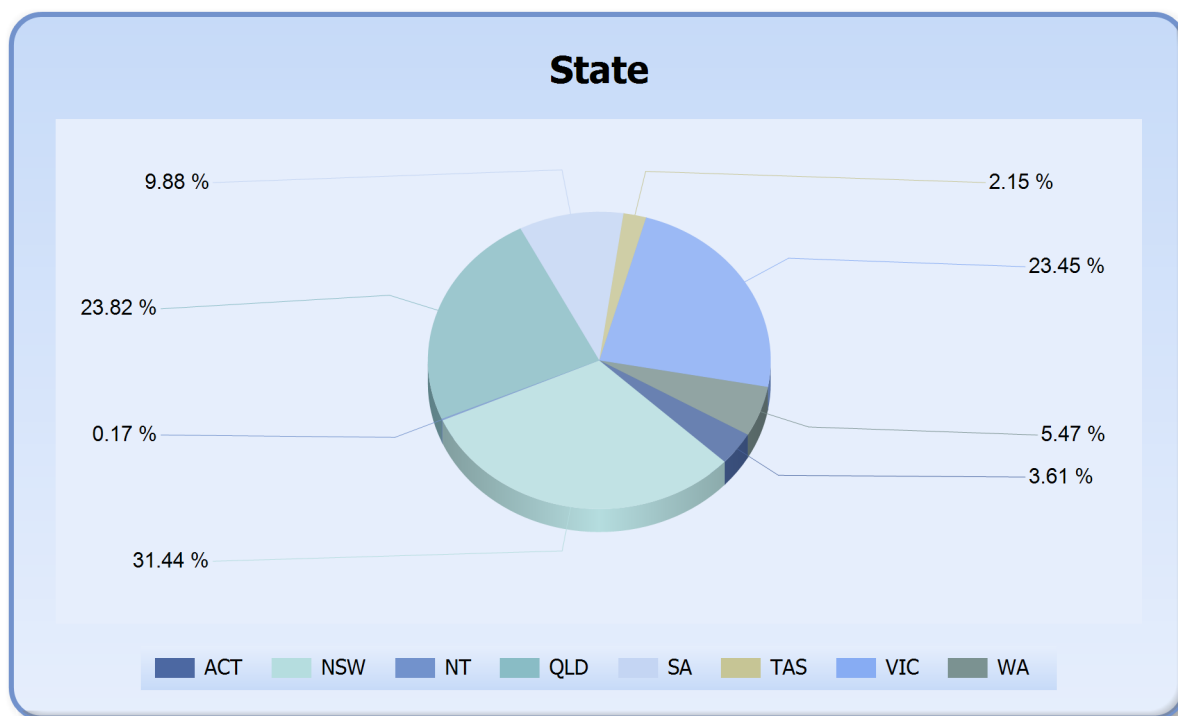
Region	Current Balance	Current Balance %
ACT Metro	\$10,906,509.23	3.61%
NSW Inner City	\$100,850.66	0.03%
NSW Metro	\$69,158,293.06	22.89%
NSW Non Metro	\$25,728,472.99	8.52%
NT Metro	\$394,950.76	0.13%
NT Non Metro	\$128,038.37	0.04%
QLD Inner City	\$400,278.23	0.13%
QLD Metro	\$38,458,451.55	12.73%
QLD Non Metro	\$33,095,303.23	10.96%
SA Inner City	\$377,325.73	0.12%
SA Metro	\$25,741,811.31	8.52%
SA Non Metro	\$3,728,297.61	1.23%
TAS Inner City	\$84,952.24	0.03%
TAS Metro	\$3,361,881.38	1.11%
TAS Non Metro	\$3,036,963.05	1.01%
VIC Inner City	\$1,228,606.66	0.41%
VIC Metro	\$61,593,293.17	20.39%
VIC Non Metro	\$8,022,121.48	2.66%
WA Inner City	\$285,649.17	0.09%
WA Metro	\$14,893,092.03	4.93%
WA Non Metro	\$1,354,097.39	0.45%
<b>Total</b>	<b>\$302,079,239.30</b>	<b>100.00%</b>



# IDOL Trust 2010-1

## General Collateral Report

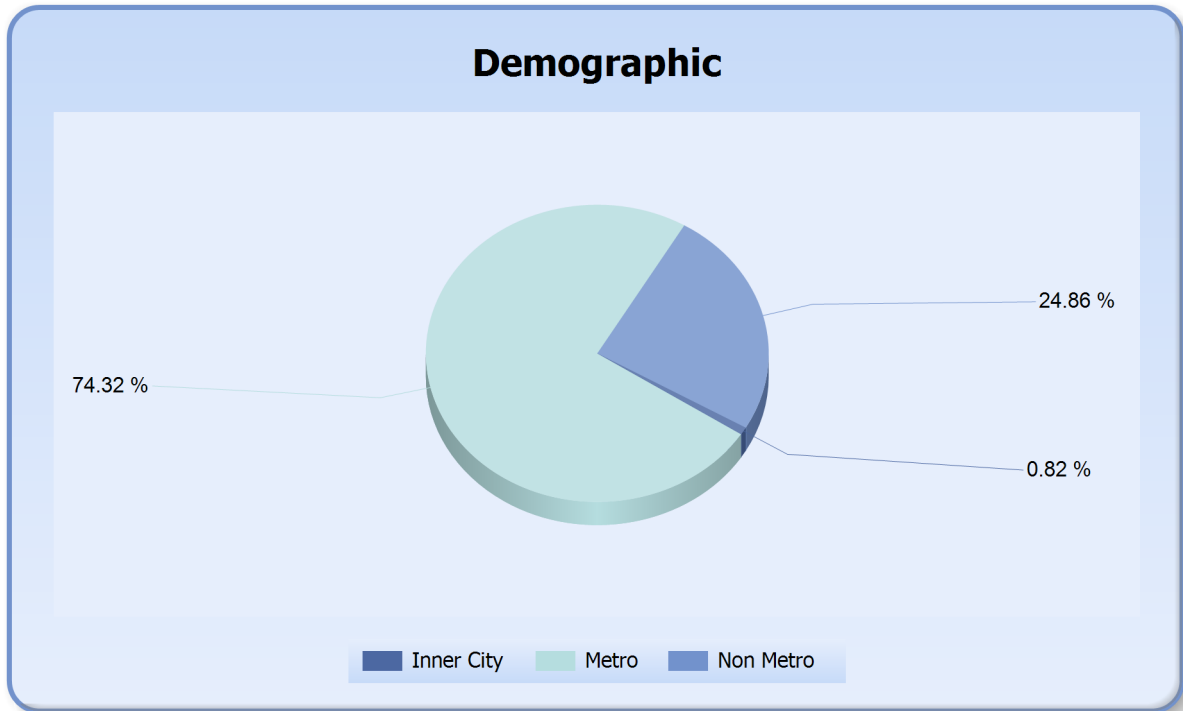
State	Current Balance	Current Balance %
ACT	\$10,906,509.23	3.61%
NSW	\$94,987,616.71	31.44%
NT	\$522,989.13	0.17%
QLD	\$71,954,033.01	23.82%
SA	\$29,847,434.65	9.88%
TAS	\$6,483,796.67	2.15%
VIC	\$70,844,021.31	23.45%
WA	\$16,532,838.59	5.47%
<b>Total</b>	<b>\$302,079,239.30</b>	<b>100.00%</b>



# IDOL Trust 2010-1

## General Collateral Report

Demographic	Current Balance	Current Balance %
Inner City	\$2,477,662.69	0.82%
Metro	\$224,508,282.49	74.32%
Non Metro	\$75,093,294.12	24.86%
<b>Total</b>	<b>\$302,079,239.30</b>	<b>100.00%</b>

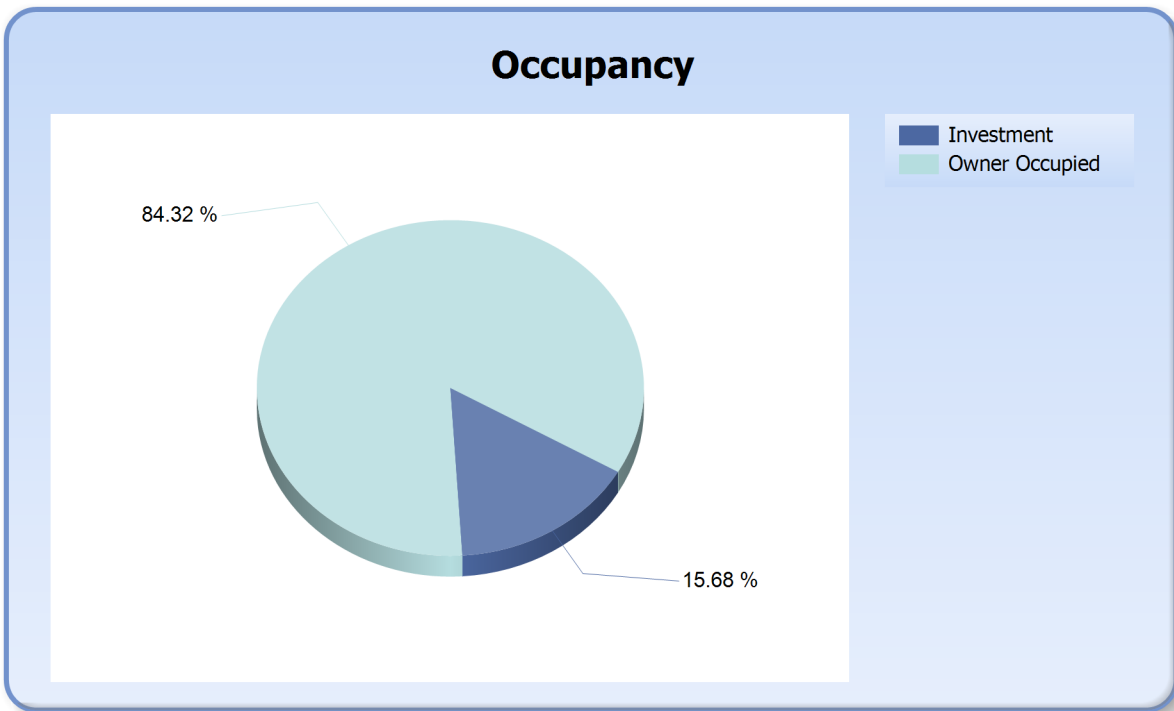




# IDOL Trust 2010-1

## General Collateral Report

Occupancy Type	Current Balance	Current Balance %
Investment	\$47,351,962.84	15.68%
Owner Occupied	\$254,727,276.46	84.32%
<b>Total</b>	<b>\$302,079,239.30</b>	<b>100.00%</b>



# IDOL Trust 2010-1

## General Collateral Report

Document Type	Current Balance	Current Balance %
Full Doc	\$302,079,239.30	100.00%
<b>Total</b>	<b>\$302,079,239.30</b>	<b>100.00%</b>

