

# IDOL Trust 2010-1

## General Collateral Report

### Monthly Analysis Details:

<b>Date of Pool Cut:</b>	<b>31 Oct 2013</b>
<b>Number of Loans:</b>	<b>2,236</b>
<b>Total Current Balance:</b>	<b>\$390,638,405.31</b>
<b>Total Original Balance:</b>	<b>\$522,199,436.00</b>
<b>Total Current Variable Balance:</b>	<b>\$360,537,507.68</b>
<b>Total Current Fixed Balance:</b>	<b>\$30,100,897.63</b>
<b>Fixed Rate Balance as % of Total:</b>	<b>7.71%</b>
<b>Maximum Current Loan Balance:</b>	<b>\$651,111.12</b>
<b>Maximum Original Loan Balance:</b>	<b>\$890,000.00</b>
<b>Maximum Current LVR:</b>	<b>92.06%</b>
<b>Average Current Loan Balance:</b>	<b>\$174,704.12</b>
<b>Average Original Loan Balance:</b>	<b>\$233,541.79</b>
<b>Weighted Average Current LVR:</b>	<b>62.44%</b>

	<b>Full Doc</b>	<b>Lo Doc</b>	<b>Total</b>
% Insured Loans Covered by Genworth	100.00%	0.00%	100.00%
Total	100.00%	0.00%	100.00%

<b>Weighted Average Borrower Interest Rate:</b>	<b>5.27%</b>
<b>Weighted Average Variable Borrower Interest Rate:</b>	<b>5.21%</b>
<b>Weighted Average Fixed Borrower Interest Rate:</b>	<b>6.04%</b>

# IDOL Trust 2010-1

---

## General Collateral Report

	<b>Months</b>	<b>Years</b>
<b>Maximum Remaining Term:</b>	344.00	28.67
<b>Weighted Average Remaining Term:</b>	289.54	24.13
<b>Maximum Original Term:</b>	360.00	30.00
<b>Weighted Average Original Term:</b>	357.00	29.75
<b>Weighted Average Seasoning:</b>	67.26	5.60

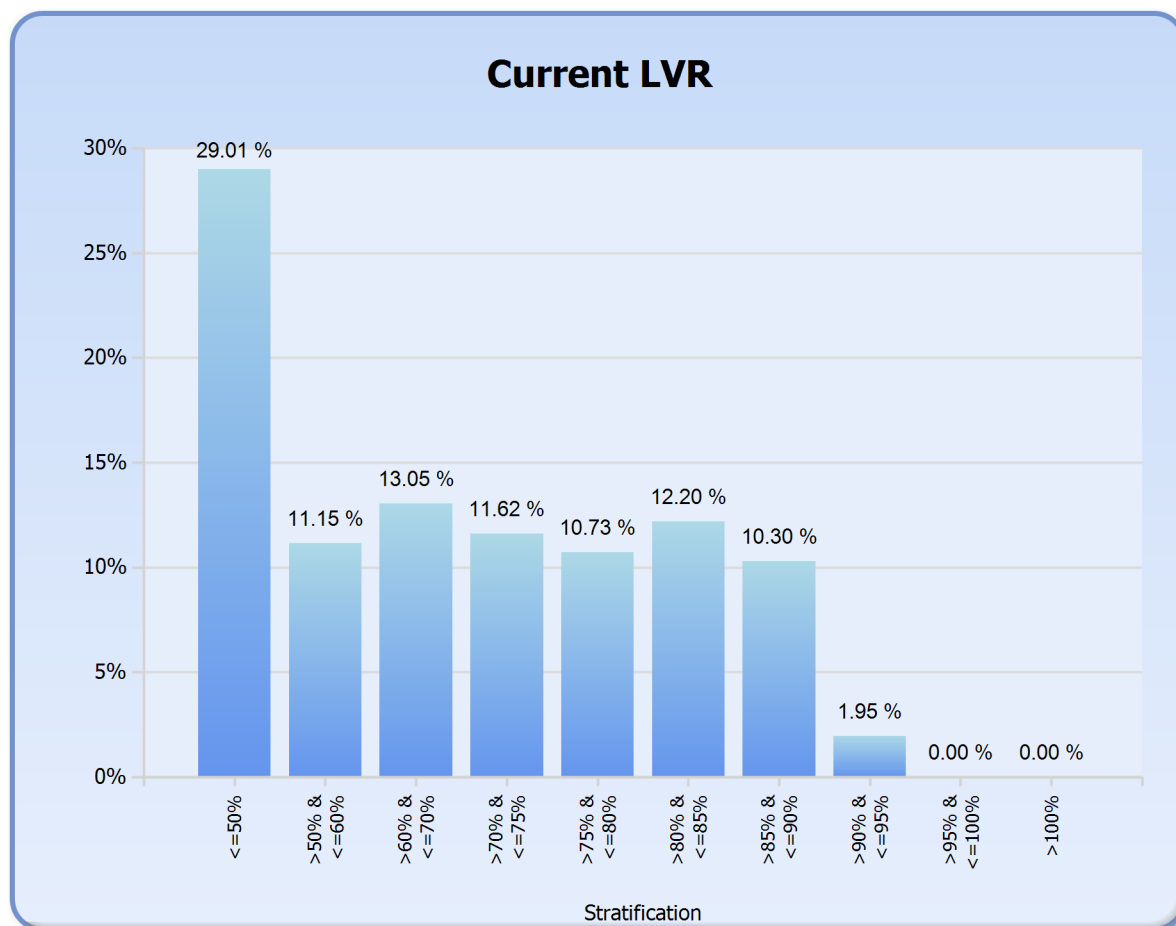
**Investment Properties as % of Total:** 15.42%

<b>Arrears Distribution:</b>	<b>Balance</b>
<= 30 days:	\$390,138,424.30
31 - 60 days:	\$340,097.65
61 - 90 days:	\$159,883.36
91+ days:	\$0.00

# IDOL Trust 2010-1

## General Collateral Report

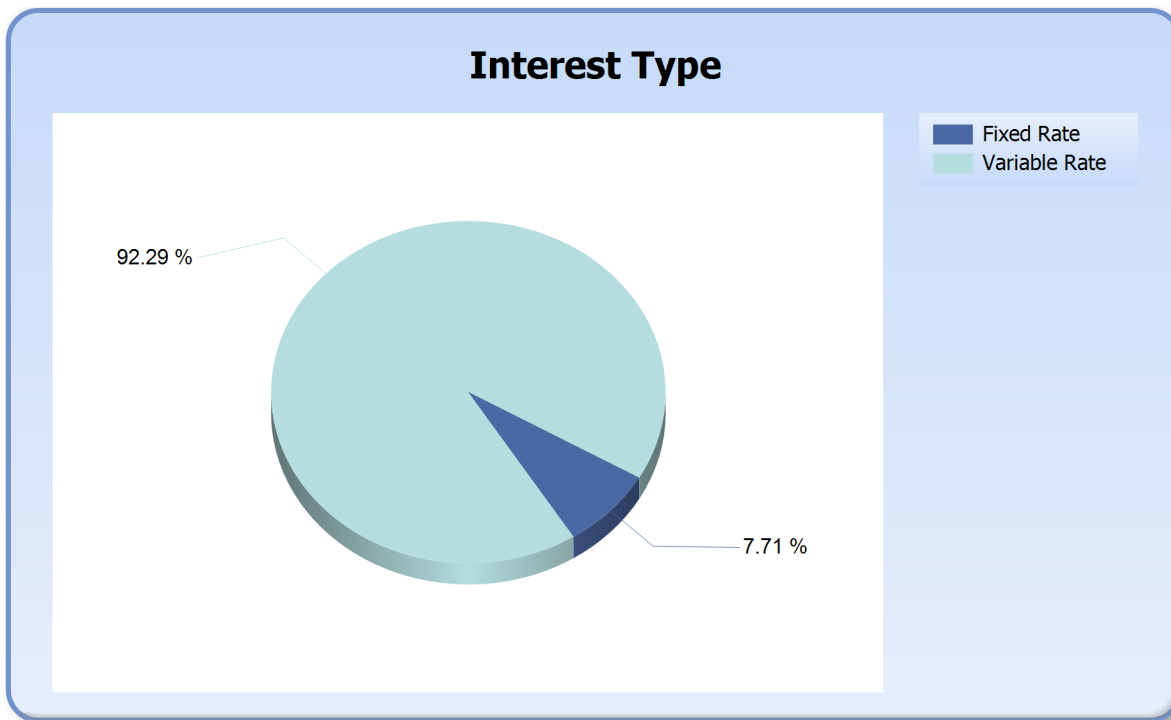
Current LVR	Current Balance	Current Balance %
<=50%	\$113,316,377.98	29.01%
>50% & <=60%	\$43,545,439.47	11.15%
>60% & <=70%	\$50,997,470.14	13.05%
>70% & <=75%	\$45,385,564.65	11.62%
>75% & <=80%	\$41,897,682.50	10.73%
>80% & <=85%	\$47,658,453.64	12.20%
>85% & <=90%	\$40,227,087.36	10.30%
>90% & <=95%	\$7,610,329.57	1.95%
>95% & <=100%	\$0.00	0.00%
>100%	\$0.00	0.00%
<b>Total</b>	<b>\$390,638,405.31</b>	<b>100.00%</b>



# IDOL Trust 2010-1

## General Collateral Report

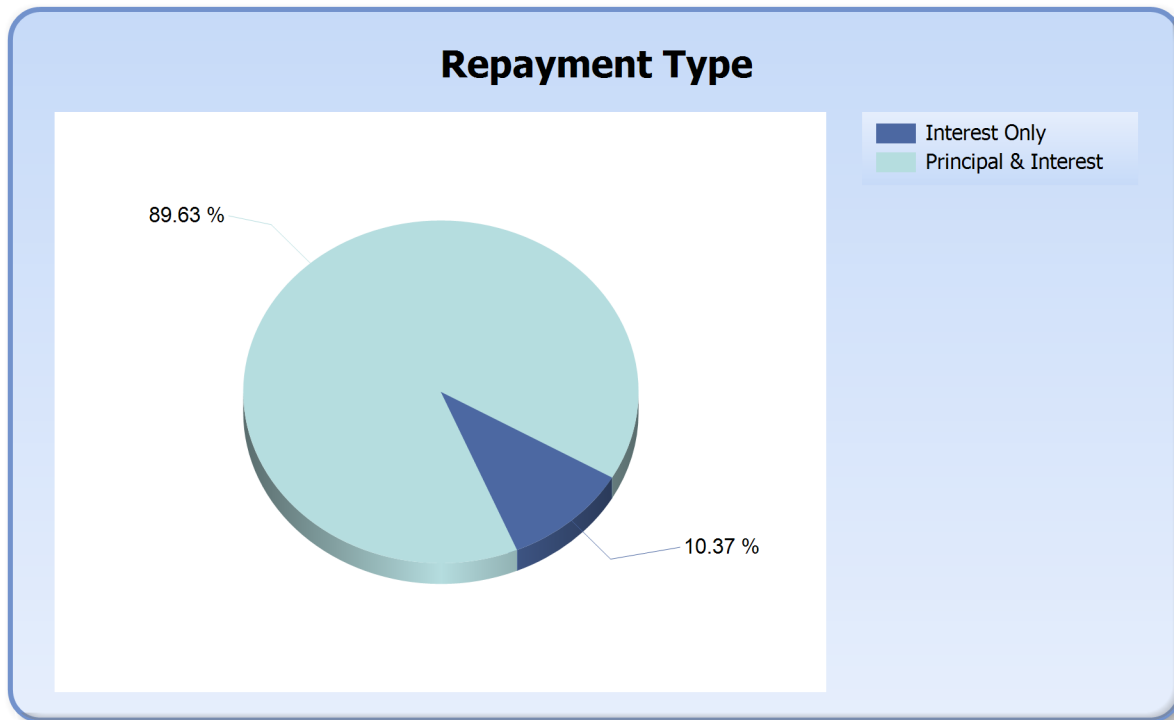
Interest Type	Current Balance	Current Balance %
Fixed Rate	\$30,100,897.63	7.71%
Variable Rate	\$360,537,507.68	92.29%
<b>Total</b>	<b>\$390,638,405.31</b>	<b>100.00%</b>



# IDOL Trust 2010-1

## General Collateral Report

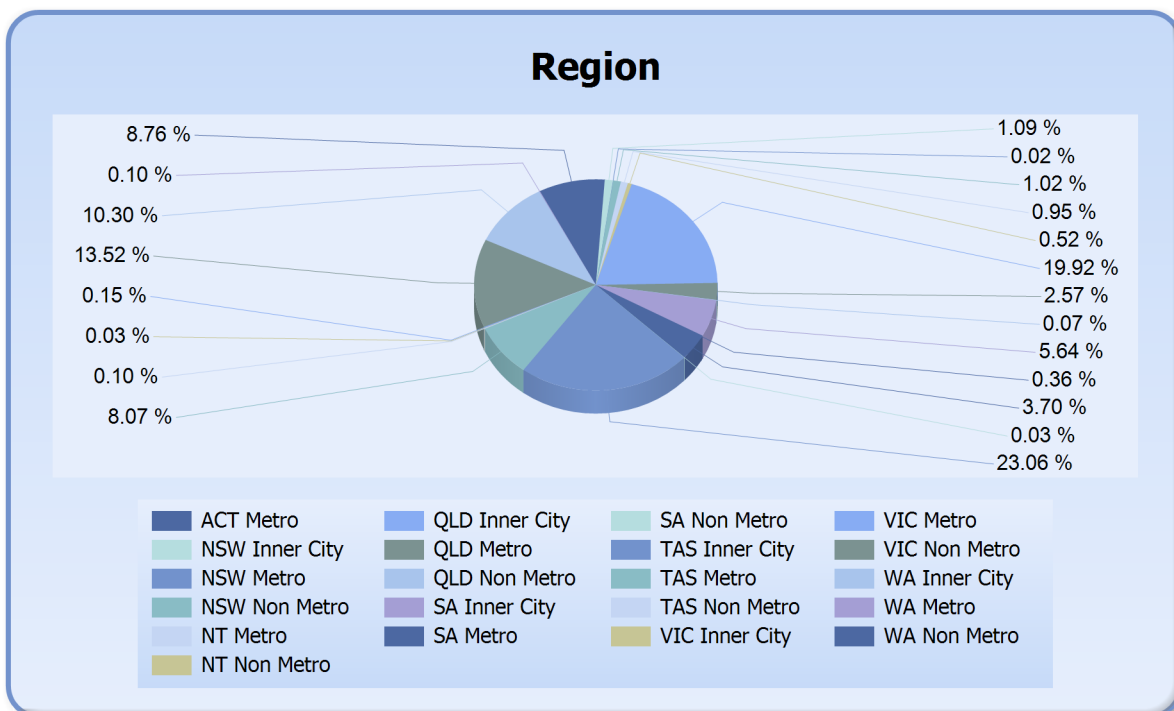
Repayment Type	Current Balance	Current Balance %
Interest Only	\$40,500,531.63	10.37%
Principal & Interest	\$350,137,873.68	89.63%
<b>Total</b>	<b>\$390,638,405.31</b>	<b>100.00%</b>



# IDOL Trust 2010-1

## General Collateral Report

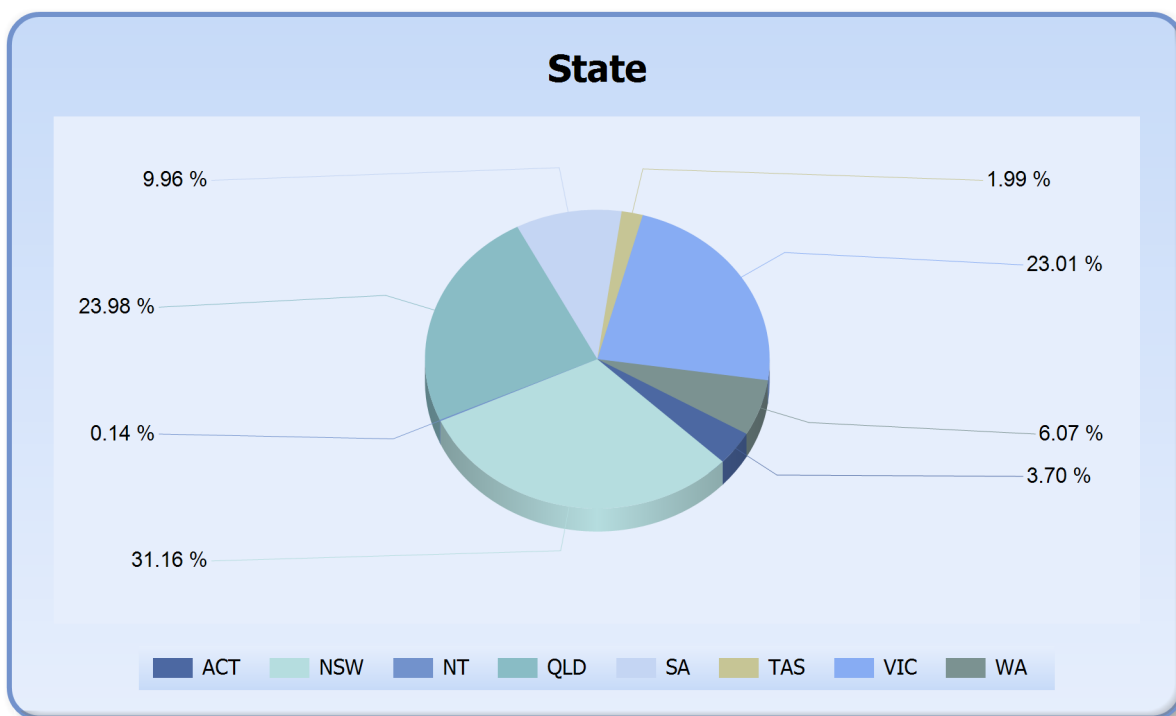
Region	Current Balance	Current Balance %
ACT Metro	\$14,450,929.68	3.70%
NSW Inner City	\$113,304.24	0.03%
NSW Metro	\$90,070,857.91	23.06%
NSW Non Metro	\$31,532,905.71	8.07%
NT Metro	\$406,714.90	0.10%
NT Non Metro	\$130,866.10	0.03%
QLD Inner City	\$592,297.48	0.15%
QLD Metro	\$52,830,975.05	13.52%
QLD Non Metro	\$40,249,417.23	10.30%
SA Inner City	\$392,944.20	0.10%
SA Metro	\$34,239,191.81	8.76%
SA Non Metro	\$4,264,475.51	1.09%
TAS Inner City	\$83,617.35	0.02%
TAS Metro	\$3,980,229.91	1.02%
TAS Non Metro	\$3,708,310.75	0.95%
VIC Inner City	\$2,020,209.76	0.52%
VIC Metro	\$77,818,075.45	19.92%
VIC Non Metro	\$10,032,079.62	2.57%
WA Inner City	\$285,698.14	0.07%
WA Metro	\$22,015,552.13	5.64%
WA Non Metro	\$1,419,752.38	0.36%
<b>Total</b>	<b>\$390,638,405.31</b>	<b>100.00%</b>



# IDOL Trust 2010-1

## General Collateral Report

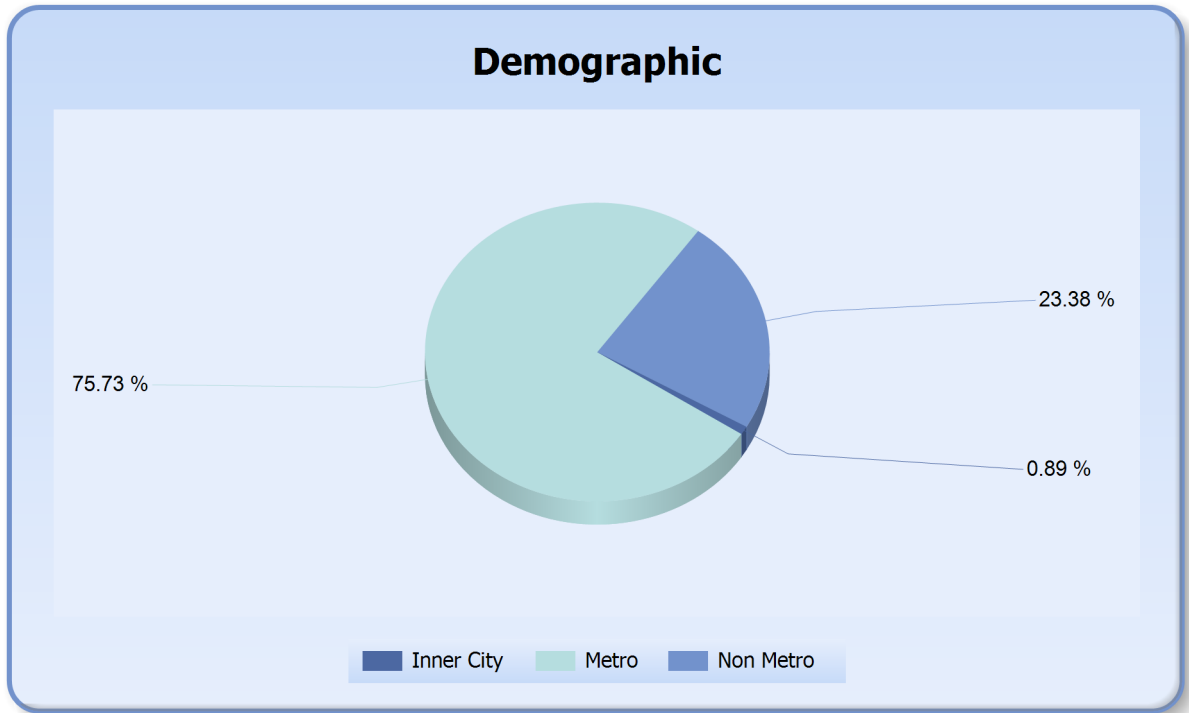
State	Current Balance	Current Balance %
ACT	\$14,450,929.68	3.70%
NSW	\$121,717,067.86	31.16%
NT	\$537,581.00	0.14%
QLD	\$93,672,689.76	23.98%
SA	\$38,896,611.52	9.96%
TAS	\$7,772,158.01	1.99%
VIC	\$89,870,364.83	23.01%
WA	\$23,721,002.65	6.07%
<b>Total</b>	<b>\$390,638,405.31</b>	<b>100.00%</b>



# IDOL Trust 2010-1

## General Collateral Report

Demographic	Current Balance	Current Balance %
Inner City	\$3,488,071.17	0.89%
Metro	\$295,812,526.84	75.73%
Non Metro	\$91,337,807.30	23.38%
<b>Total</b>	<b>\$390,638,405.31</b>	<b>100.00%</b>



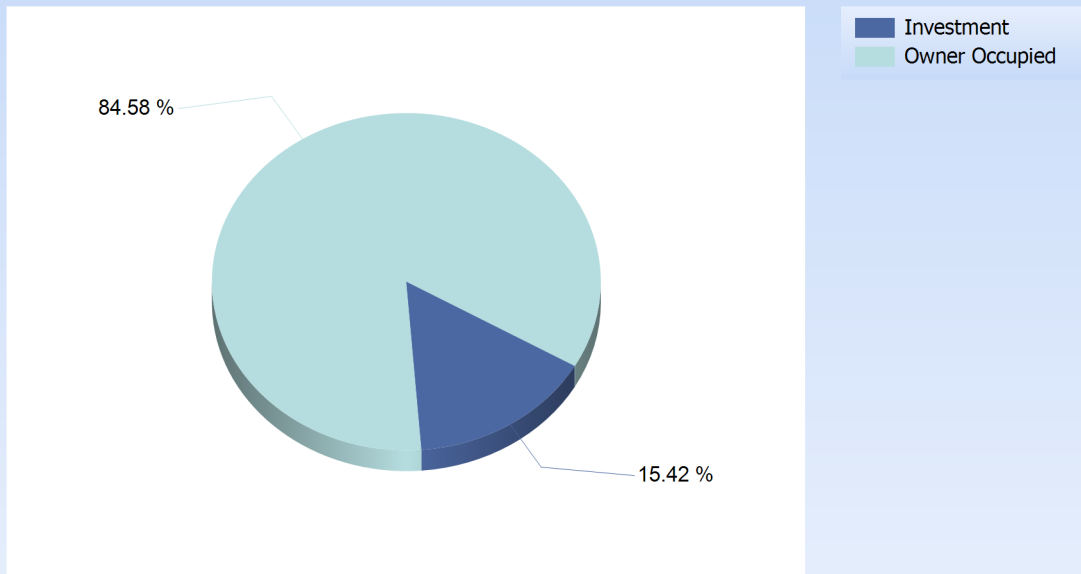


# IDOL Trust 2010-1

## General Collateral Report

Occupancy Type	Current Balance	Current Balance %
Investment	\$60,247,610.73	15.42%
Owner Occupied	\$330,390,794.58	84.58%
<b>Total</b>	<b>\$390,638,405.31</b>	<b>100.00%</b>

### Occupancy



# IDOL Trust 2010-1

## General Collateral Report

Document Type	Current Balance	Current Balance %
Full Doc	\$390,638,405.31	100%
<b>Total</b>	<b>\$390,638,405.31</b>	<b>100%</b>

