

# IDOL Trust 2010-1

## General Collateral Report

### Monthly Analysis Details:

Date of Pool Cut:	30 Nov 2013
Number of Loans:	2,204
Total Current Balance:	\$383,148,814.38
Total Original Balance:	\$514,031,521.00
Total Current Variable Balance:	\$353,183,101.44
Total Current Fixed Balance:	\$29,965,712.94
Fixed Rate Balance as % of Total:	7.82%
Maximum Current Loan Balance:	\$650,333.55
Maximum Original Loan Balance:	\$890,000.00
Maximum Current LVR:	92.05%
Average Current Loan Balance:	\$173,842.47
Average Original Loan Balance:	\$233,226.64
Weighted Average Current LVR:	62.36%

	Full Doc	Lo Doc	Total
% Insured Loans Covered by Genworth	100.00%	0.00%	100.00%
Total	100.00%	0.00%	100.00%

Weighted Average Borrower Interest Rate:	5.27%
Weighted Average Variable Borrower Interest Rate:	5.21%
Weighted Average Fixed Borrower Interest Rate:	6.00%

# IDOL Trust 2010-1

---

## General Collateral Report

	<b>Months</b>	<b>Years</b>
<b>Maximum Remaining Term:</b>	359.20	29.93
<b>Weighted Average Remaining Term:</b>	288.63	24.05
<b>Maximum Original Term:</b>	360.00	30.00
<b>Weighted Average Original Term:</b>	357.04	29.75
<b>Weighted Average Seasoning:</b>	68.28	5.69

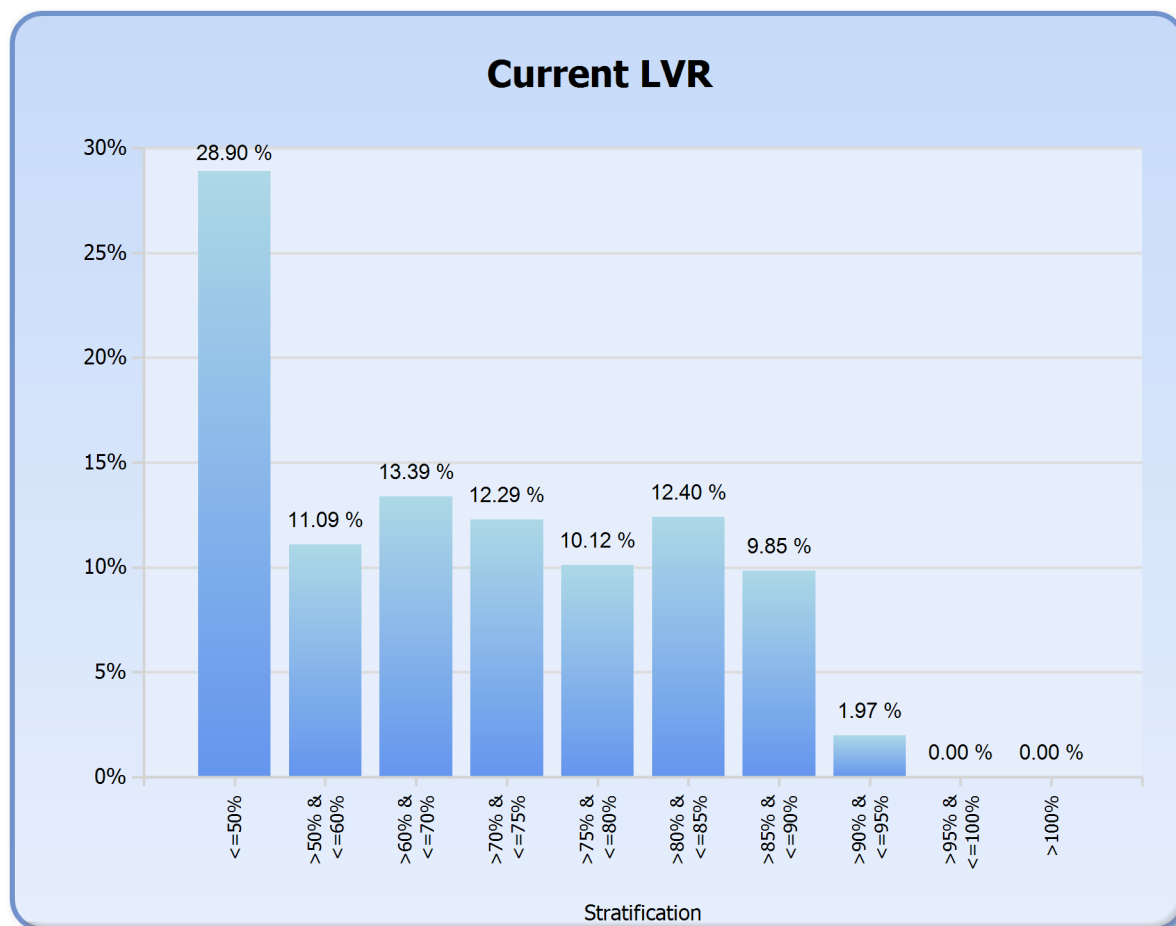
**Investment Properties as % of Total:** 15.35%

<b>Arrears Distribution:</b>	<b>Balance</b>
<= 30 days:	\$382,648,442.51
31 - 60 days:	\$159,302.16
61 - 90 days:	\$341,069.71
91+ days:	\$0.00

# IDOL Trust 2010-1

## General Collateral Report

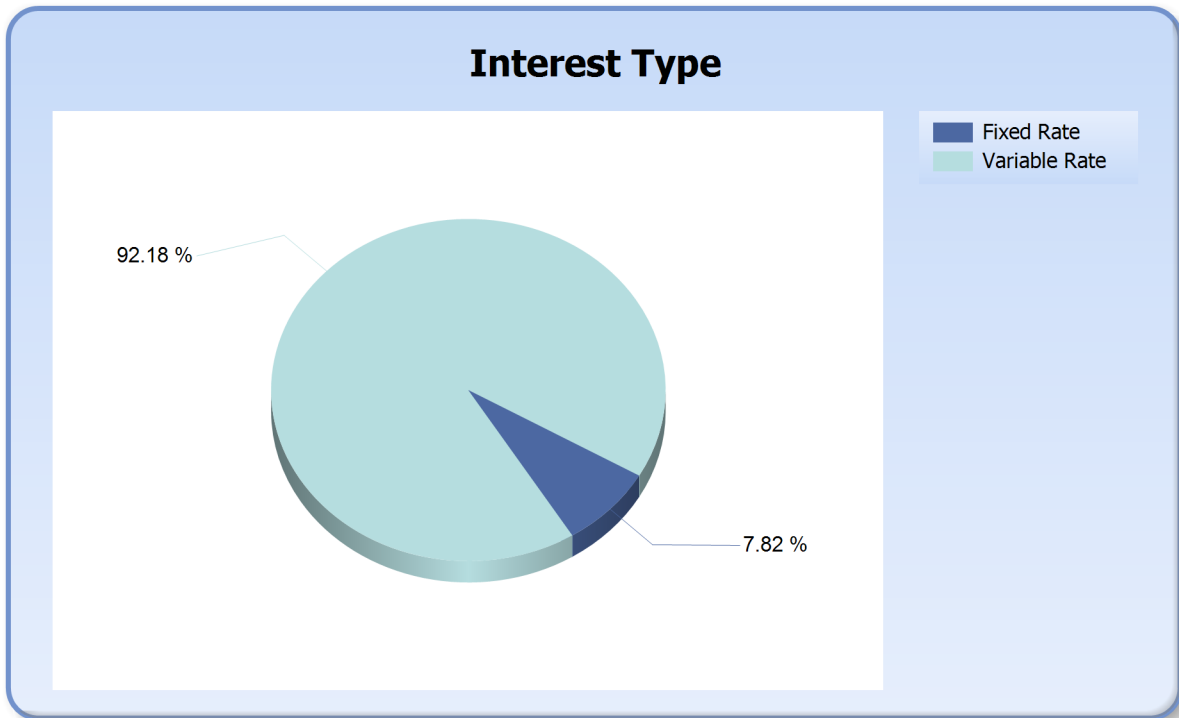
Current LVR	Current Balance	Current Balance %
<=50%	\$110,722,634.16	28.90%
>50% & <=60%	\$42,505,056.90	11.09%
>60% & <=70%	\$51,295,390.69	13.39%
>70% & <=75%	\$47,073,675.50	12.29%
>75% & <=80%	\$38,762,121.97	10.12%
>80% & <=85%	\$47,495,970.94	12.40%
>85% & <=90%	\$37,727,692.21	9.85%
>90% & <=95%	\$7,566,272.01	1.97%
>95% & <=100%	\$0.00	0.00%
>100%	\$0.00	0.00%
<b>Total</b>	<b>\$383,148,814.38</b>	<b>100.00%</b>



# IDOL Trust 2010-1

## General Collateral Report

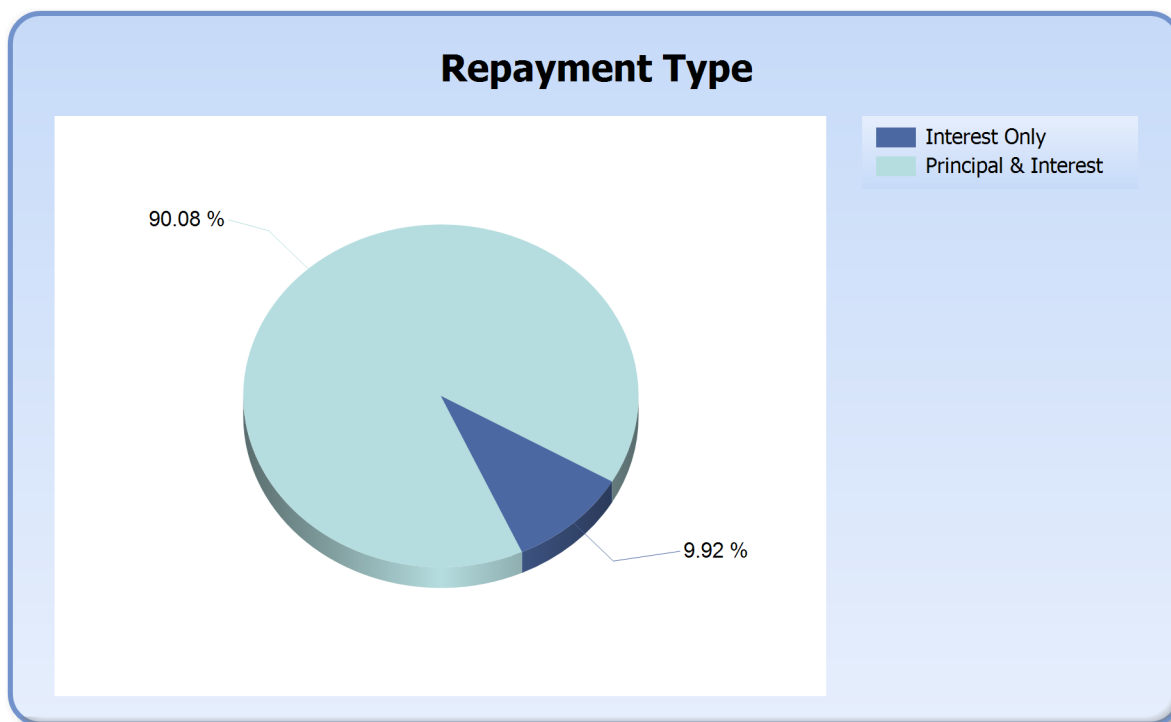
Interest Type	Current Balance	Current Balance %
Fixed Rate	\$29,965,712.94	7.82%
Variable Rate	\$353,183,101.44	92.18%
<b>Total</b>	<b>\$383,148,814.38</b>	<b>100.00%</b>



# IDOL Trust 2010-1

## General Collateral Report

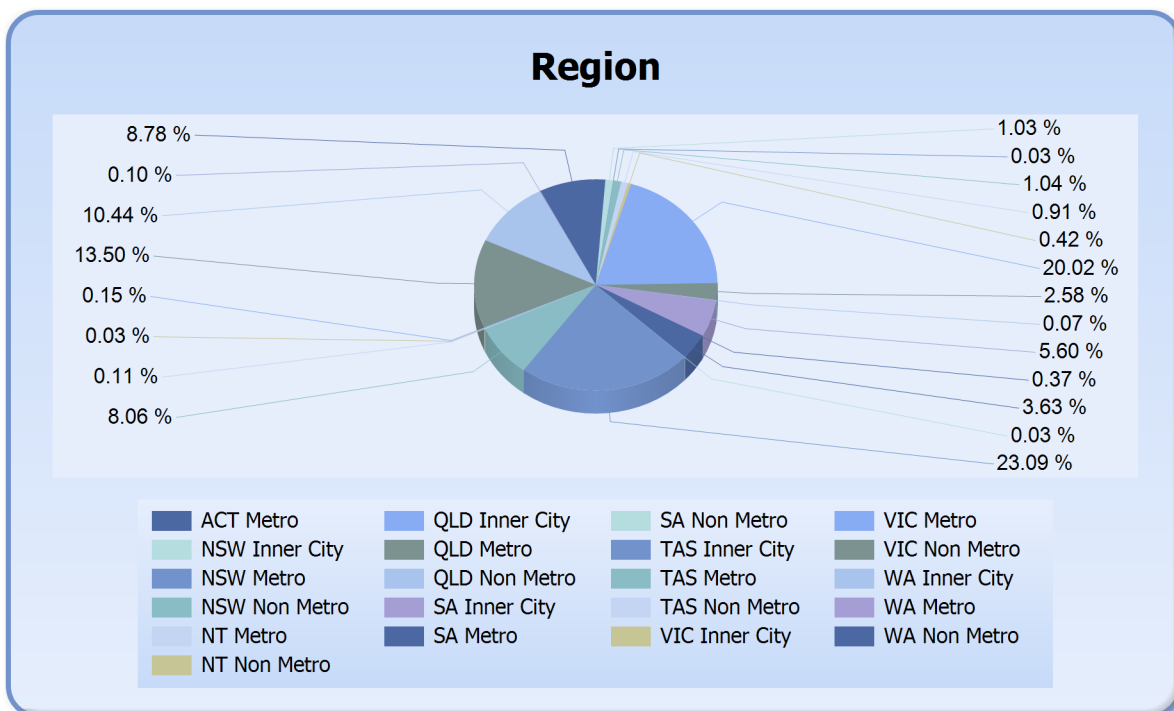
Repayment Type	Current Balance	Current Balance %
Interest Only	\$38,026,607.09	9.92%
Principal & Interest	\$345,122,207.29	90.08%
<b>Total</b>	<b>\$383,148,814.38</b>	<b>100.00%</b>



# IDOL Trust 2010-1

## General Collateral Report

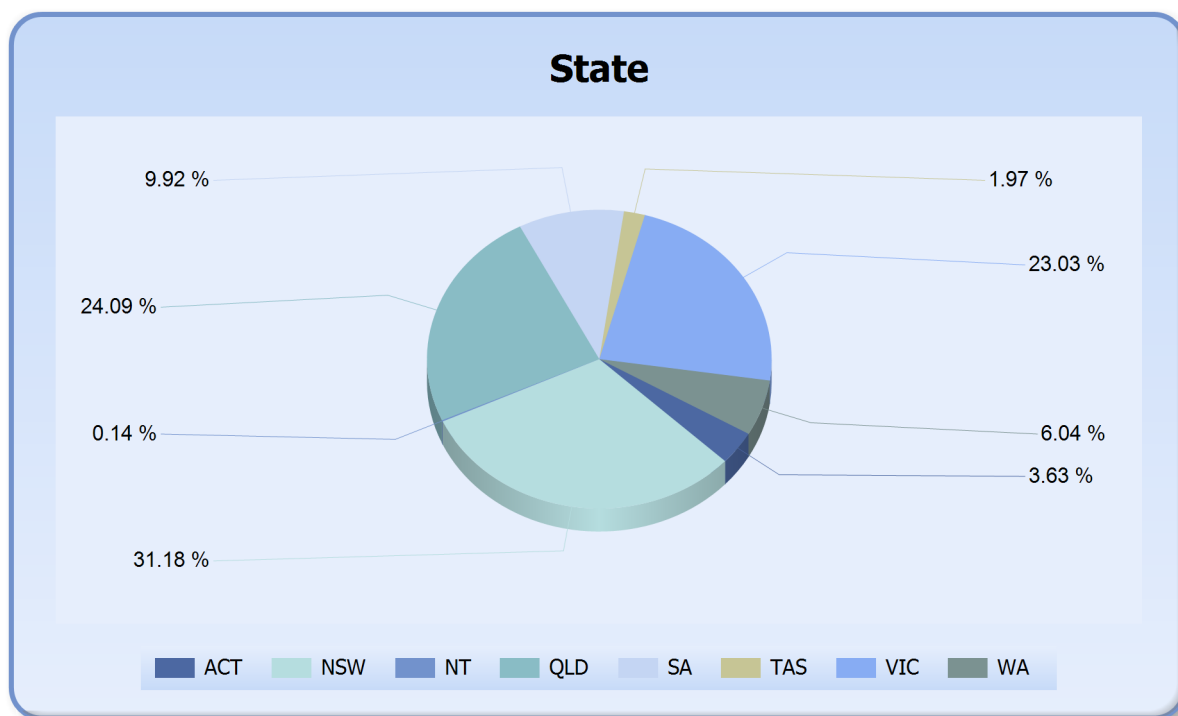
Region	Current Balance	Current Balance %
ACT Metro	\$13,921,815.10	3.63%
NSW Inner City	\$112,190.74	0.03%
NSW Metro	\$88,462,593.68	23.09%
NSW Non Metro	\$30,891,984.06	8.06%
NT Metro	\$405,806.06	0.11%
NT Non Metro	\$130,607.85	0.03%
QLD Inner City	\$591,090.72	0.15%
QLD Metro	\$51,719,732.22	13.50%
QLD Non Metro	\$39,996,896.66	10.44%
SA Inner City	\$390,609.44	0.10%
SA Metro	\$33,637,889.77	8.78%
SA Non Metro	\$3,964,478.16	1.03%
TAS Inner City	\$97,663.81	0.03%
TAS Metro	\$3,969,605.87	1.04%
TAS Non Metro	\$3,481,229.25	0.91%
VIC Inner City	\$1,614,306.65	0.42%
VIC Metro	\$76,723,118.21	20.02%
VIC Non Metro	\$9,895,788.53	2.58%
WA Inner City	\$285,652.34	0.07%
WA Metro	\$21,444,945.88	5.60%
WA Non Metro	\$1,410,809.38	0.37%
<b>Total</b>	<b>\$383,148,814.38</b>	<b>100.00%</b>



# IDOL Trust 2010-1

## General Collateral Report

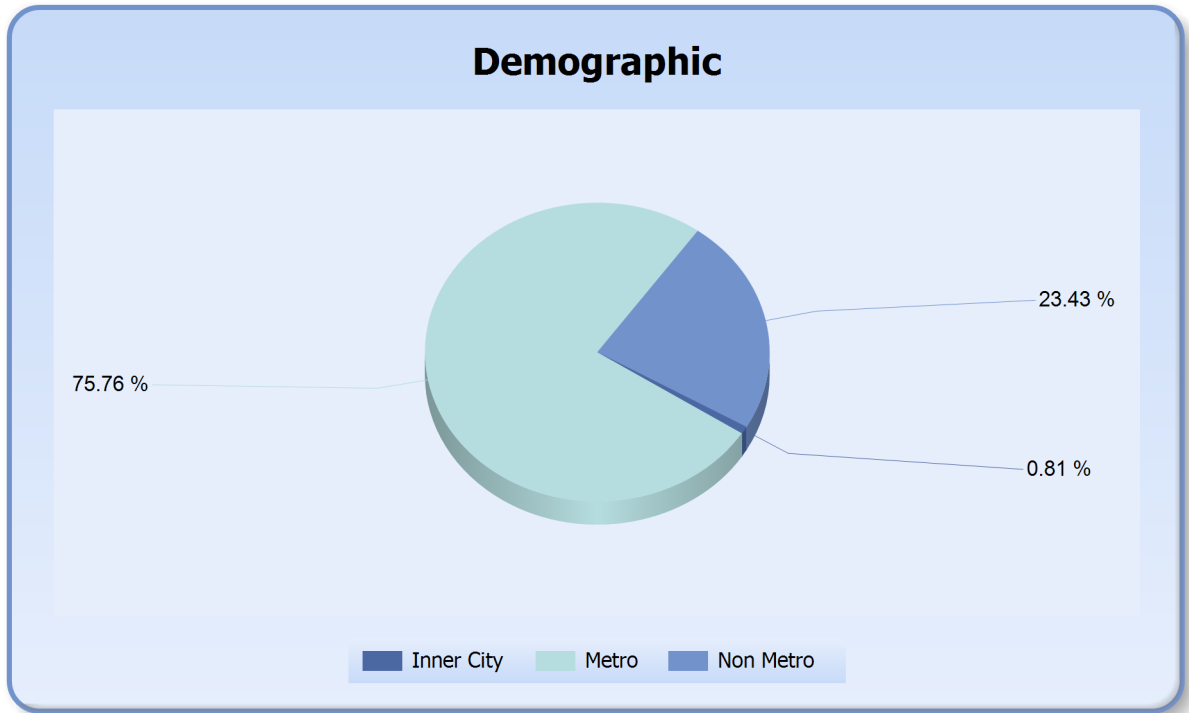
State	Current Balance	Current Balance %
ACT	\$13,921,815.10	3.63%
NSW	\$119,466,768.48	31.18%
NT	\$536,413.91	0.14%
QLD	\$92,307,719.60	24.09%
SA	\$37,992,977.37	9.92%
TAS	\$7,548,498.93	1.97%
VIC	\$88,233,213.39	23.03%
WA	\$23,141,407.60	6.04%
<b>Total</b>	<b>\$383,148,814.38</b>	<b>100.00%</b>



# IDOL Trust 2010-1

## General Collateral Report

Demographic	Current Balance	Current Balance %
Inner City	\$3,091,513.70	0.81%
Metro	\$290,285,506.79	75.76%
Non Metro	\$89,771,793.89	23.43%
<b>Total</b>	<b>\$383,148,814.38</b>	<b>100.00%</b>



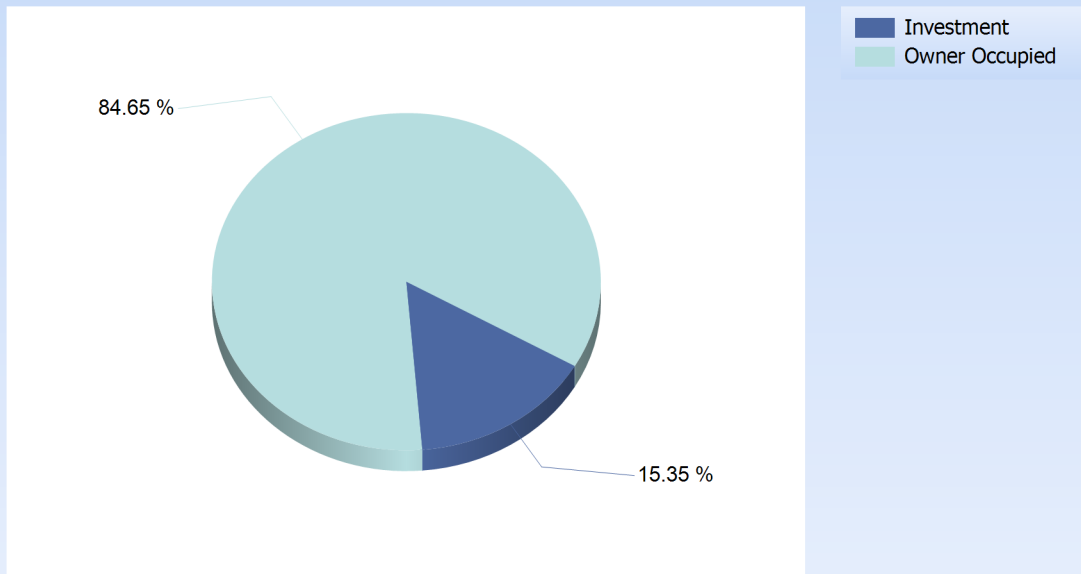


# IDOL Trust 2010-1

## General Collateral Report

Occupancy Type	Current Balance	Current Balance %
Investment	\$58,828,038.28	15.35%
Owner Occupied	\$324,320,776.10	84.65%
<b>Total</b>	<b>\$383,148,814.38</b>	<b>100.00%</b>

### Occupancy



# IDOL Trust 2010-1

## General Collateral Report

Document Type	Current Balance	Current Balance %
Full Doc	\$383,148,814.38	100%
<b>Total</b>	<b>\$383,148,814.38</b>	<b>100%</b>

