

# IDOL Trust 2010-1

## General Collateral Report

### Monthly Analysis Details:

Date of Pool Cut:	30 Jun 2015
Number of Loans:	1,559
Total Current Balance:	\$236,215,112.04
Total Original Balance:	\$357,351,068.00
Total Current Variable Balance:	\$217,605,909.14
Total Current Fixed Balance:	\$18,609,202.90
Fixed Rate Balance as % of Total:	7.88%
Maximum Current Loan Balance:	\$597,123.88
Maximum Original Loan Balance:	\$890,000.00
Maximum Current LVR:	92.14%
Average Current Loan Balance:	\$151,517.07
Average Original Loan Balance:	\$229,218.13
Weighted Average Current LVR:	59.10%

	Full Doc	Lo Doc	Total
% Insured Loans Covered by Genworth	100.00%	0.00%	100.00%
Total	100.00%	0.00%	100.00%

Weighted Average Borrower Interest Rate:	4.73%
Weighted Average Variable Borrower Interest Rate:	4.70%
Weighted Average Fixed Borrower Interest Rate:	5.10%

# IDOL Trust 2010-1

---

## General Collateral Report

	<b>Months</b>	<b>Years</b>
<b>Maximum Remaining Term:</b>	324.10	27.01
<b>Weighted Average Remaining Term:</b>	269.15	22.43
<b>Maximum Original Term:</b>	360.00	30.00
<b>Weighted Average Original Term:</b>	356.93	29.74
<b>Weighted Average Seasoning:</b>	87.59	7.30

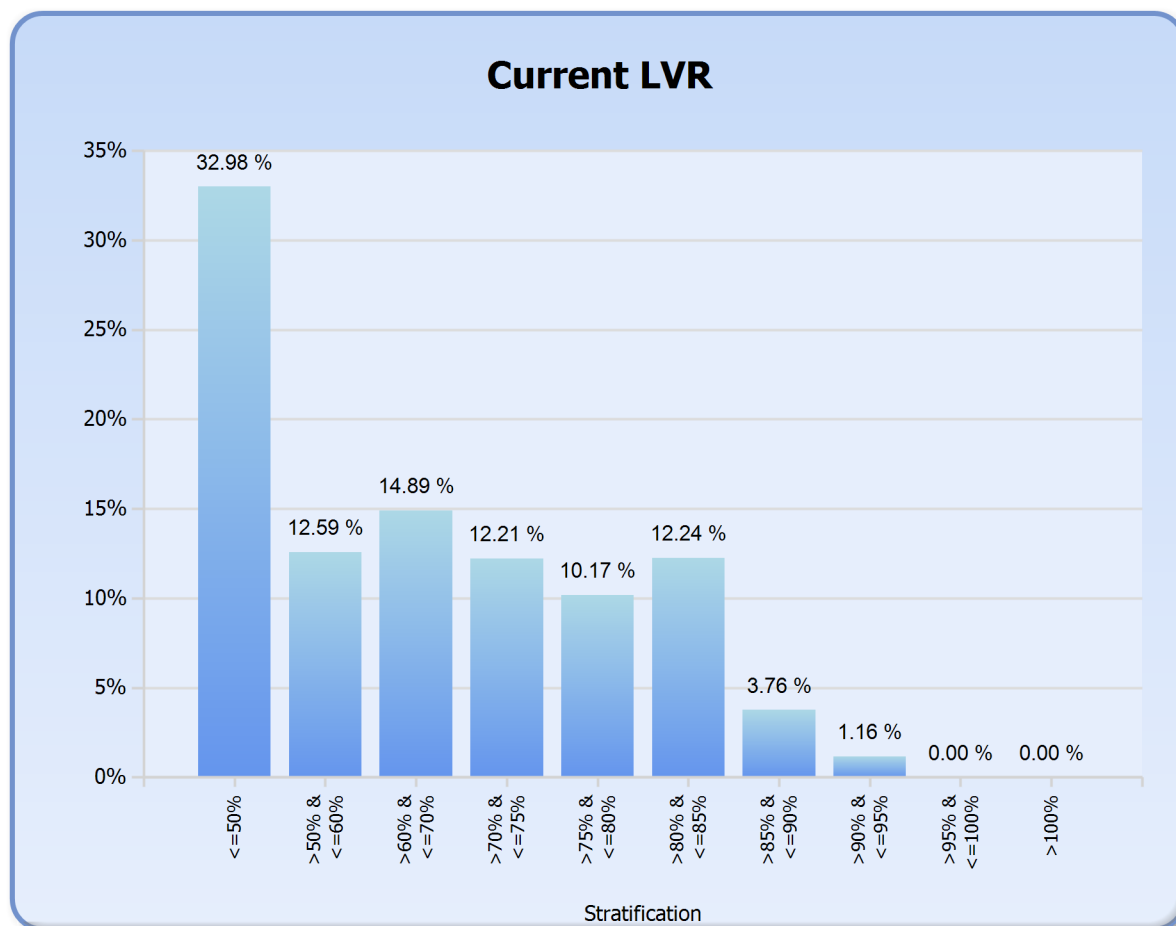
**Investment Properties as % of Total:** 15.90%

<b>Arrears Distribution:</b>	<b>Balance</b>
<= 30 days:	\$235,619,458.13
31 - 60 days:	\$484,326.33
61 - 90 days:	\$0.00
91+ days:	\$111,327.58

# IDOL Trust 2010-1

## General Collateral Report

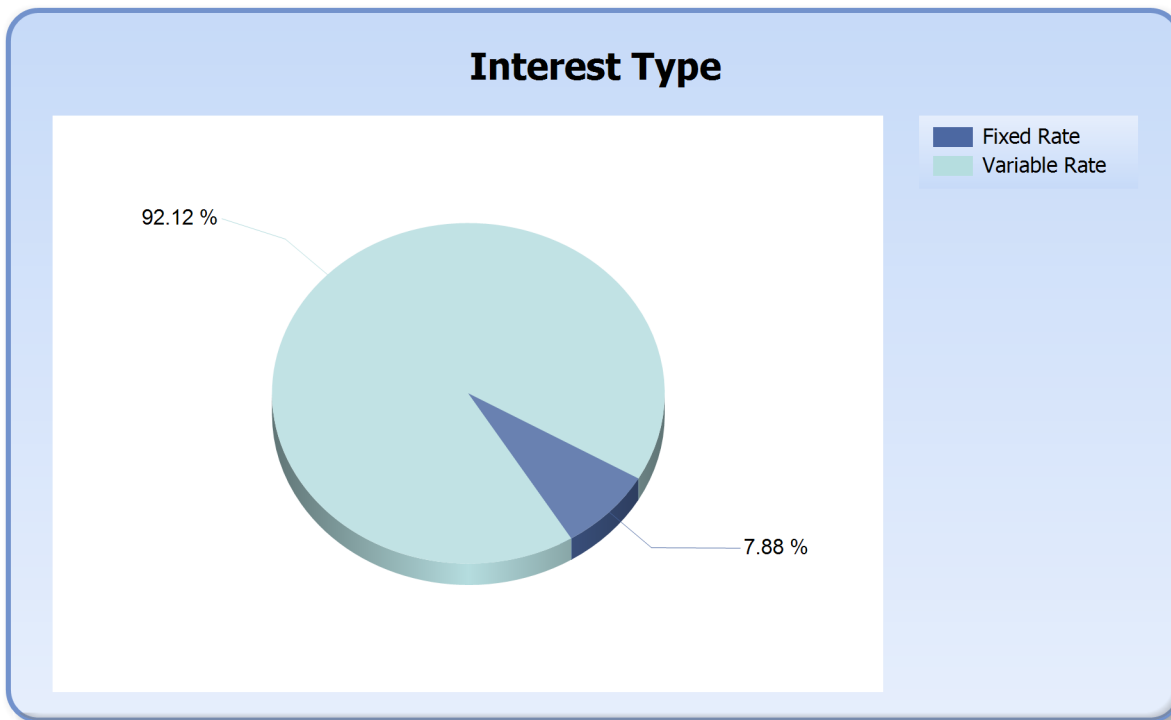
Current LVR	Current Balance	Current Balance %
<=50%	\$77,912,069.91	32.98%
>50% & <=60%	\$29,732,168.44	12.59%
>60% & <=70%	\$35,179,023.50	14.89%
>70% & <=75%	\$28,840,262.45	12.21%
>75% & <=80%	\$24,022,376.82	10.17%
>80% & <=85%	\$28,918,471.22	12.24%
>85% & <=90%	\$8,882,051.09	3.76%
>90% & <=95%	\$2,728,688.61	1.16%
>95% & <=100%	\$0.00	0.00%
>100%	\$0.00	0.00%
<b>Total</b>	<b>\$236,215,112.04</b>	<b>100.00%</b>



# IDOL Trust 2010-1

## General Collateral Report

Interest Type	Current Balance	Current Balance %
FIXED RATE	\$18,609,202.90	7.88%
VARIABLE RATE	\$217,605,909.14	92.12%
<b>Total</b>	<b>\$236,215,112.04</b>	<b>100.00%</b>



# IDOL Trust 2010-1

---

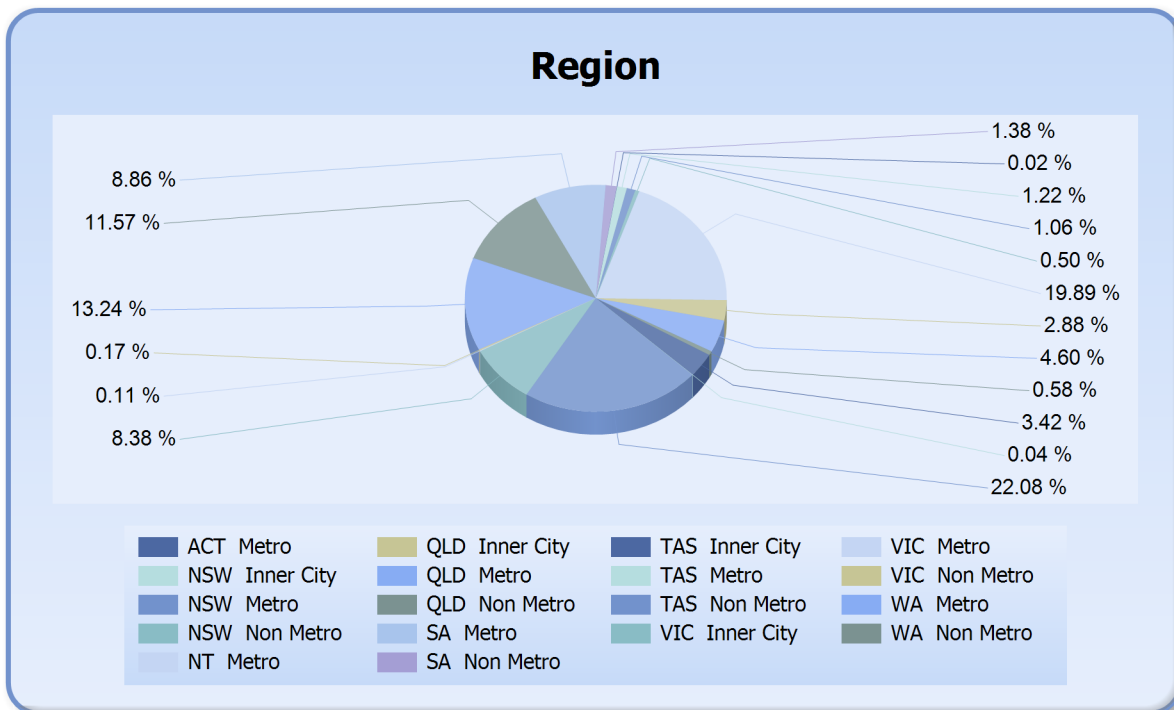
## General Collateral Report

Repayment Type	Current Balance	Current Balance %
Principal & Interest	\$236,215,112.04	100.00%
<b>Total</b>	<b>\$236,215,112.04</b>	<b>100.00%</b>

# IDOL Trust 2010-1

## General Collateral Report

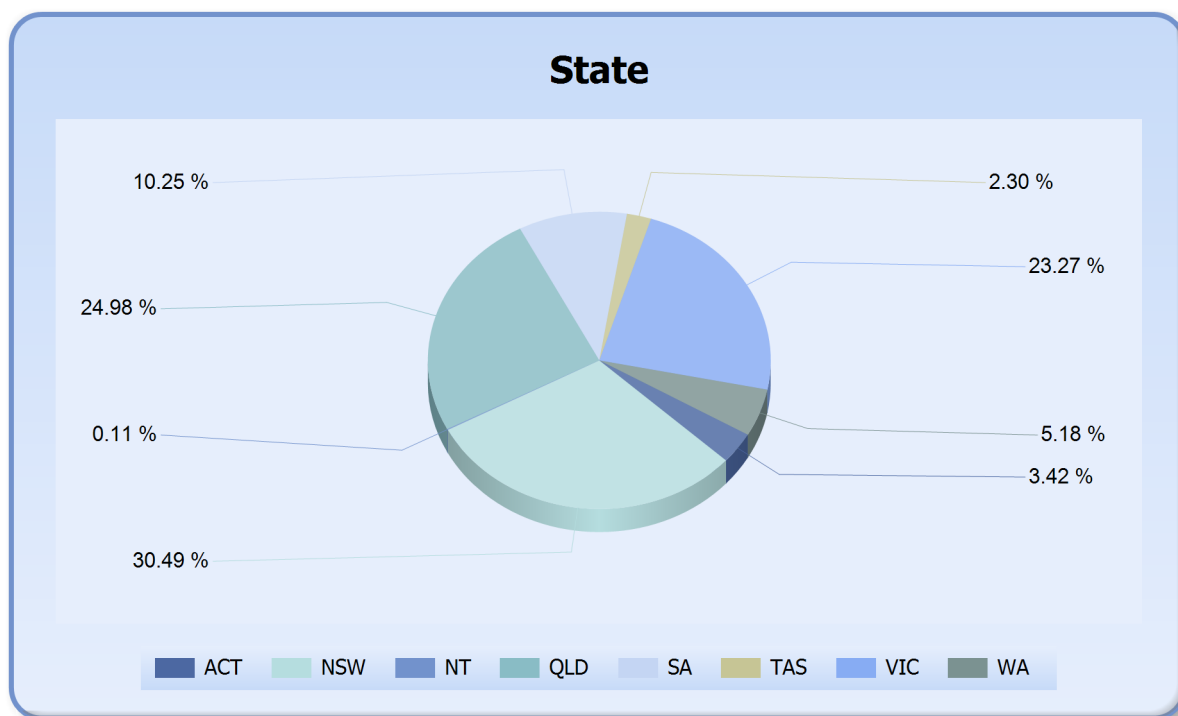
Region	Current Balance	Current Balance %
ACT Metro	\$8,085,016.91	3.42%
NSW Inner City	\$90,096.14	0.04%
NSW Metro	\$52,153,171.40	22.08%
NSW Non Metro	\$19,785,801.65	8.38%
NT Metro	\$260,123.13	0.11%
QLD Inner City	\$393,145.92	0.17%
QLD Metro	\$31,283,197.07	13.24%
QLD Non Metro	\$27,336,466.72	11.57%
SA Metro	\$20,930,859.22	8.86%
SA Non Metro	\$3,269,537.88	1.38%
TAS Inner City	\$40,873.98	0.02%
TAS Metro	\$2,871,345.11	1.22%
TAS Non Metro	\$2,513,375.30	1.06%
VIC Inner City	\$1,174,370.52	0.50%
VIC Metro	\$46,971,417.87	19.88%
VIC Non Metro	\$6,809,942.41	2.88%
WA Metro	\$10,873,037.31	4.60%
WA Non Metro	\$1,373,333.50	0.58%
<b>Total</b>	<b>\$236,215,112.04</b>	<b>100.00%</b>



# IDOL Trust 2010-1

## General Collateral Report

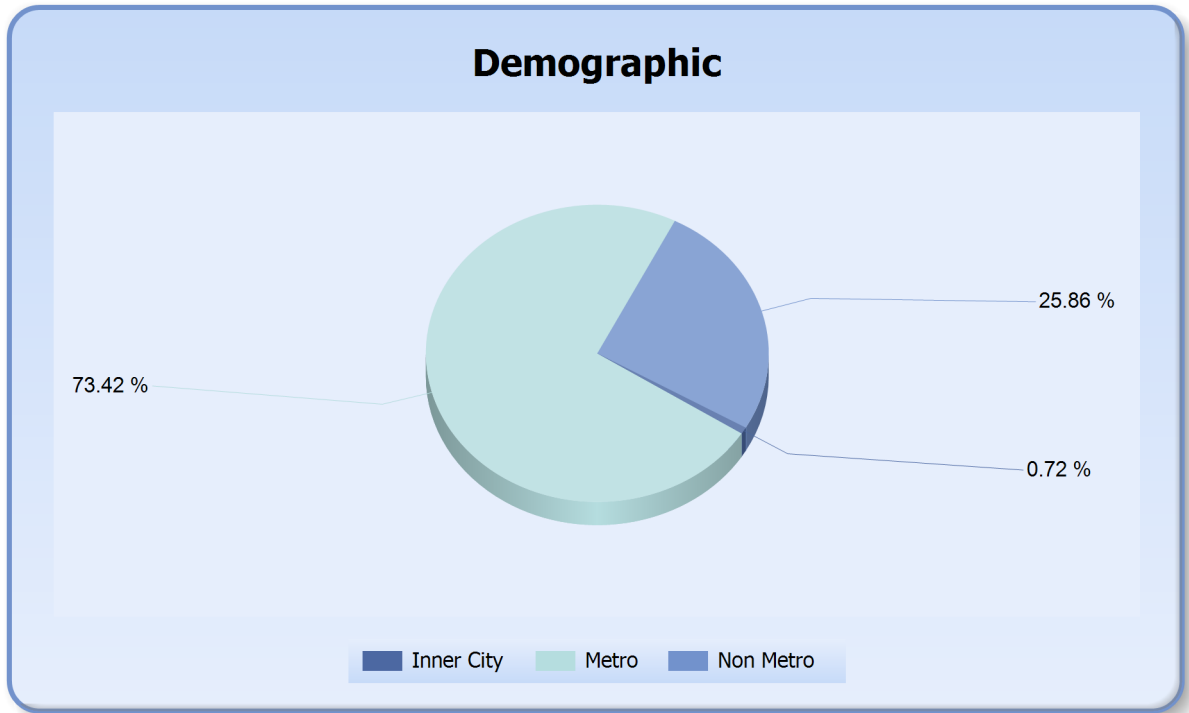
State	Current Balance	Current Balance %
ACT	\$8,085,016.91	3.42%
NSW	\$72,029,069.19	30.49%
NT	\$260,123.13	0.11%
QLD	\$59,012,809.71	24.98%
SA	\$24,200,397.10	10.24%
TAS	\$5,425,594.39	2.30%
VIC	\$54,955,730.80	23.27%
WA	\$12,246,370.81	5.18%
<b>Total</b>	<b>\$236,215,112.04</b>	<b>100.00%</b>



# IDOL Trust 2010-1

## General Collateral Report

Demographic	Current Balance	Current Balance %
Inner City	\$1,698,486.56	0.72%
Metro	\$173,428,168.02	73.42%
Non Metro	\$61,088,457.46	25.86%
<b>Total</b>	<b>\$236,215,112.04</b>	<b>100.00%</b>



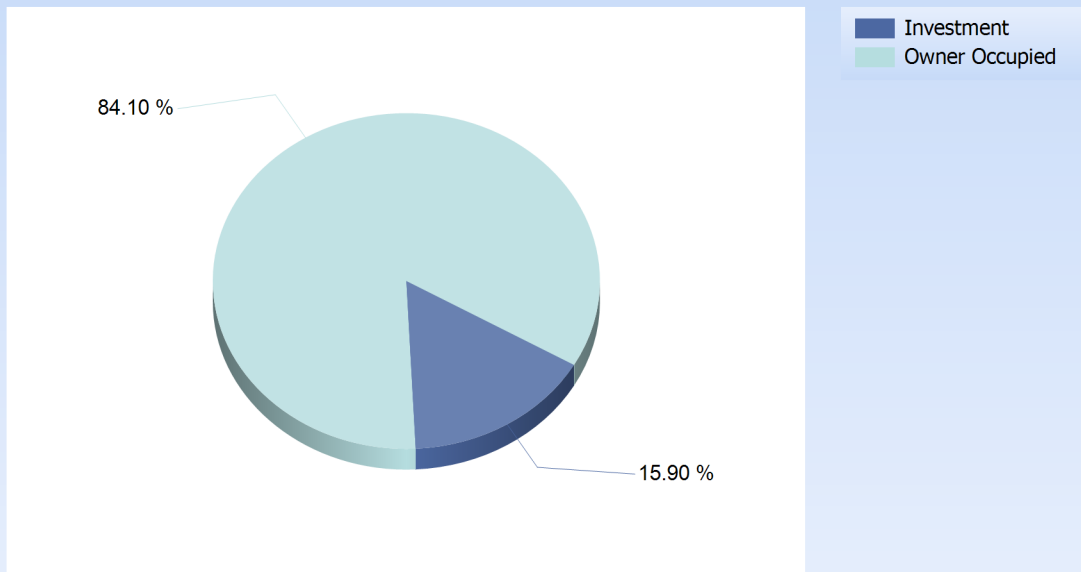


# IDOL Trust 2010-1

## General Collateral Report

Occupancy Type	Current Balance	Current Balance %
Investment	\$37,552,985.58	15.90%
Owner Occupied	\$198,662,126.46	84.10%
<b>Total</b>	<b>\$236,215,112.04</b>	<b>100.00%</b>

### Occupancy



# IDOL Trust 2010-1

## General Collateral Report

Document Type	Current Balance	Current Balance %
Full Doc	\$236,215,112.04	100.00%
<b>Total</b>	<b>\$236,215,112.04</b>	<b>100.00%</b>

